



BLACK MAGIC LED SERIES
AUXILIARY LIGHTS



HELLA legendary lights

OFF-ROAD AUXILIARY LIGHTS

Take the adventure with you

Off-road: designed, built, or used for traveling off public roads, especially on unpaved roads, trails, beaches or rough terrain.

For HELLA however, off-road means seeking adventure and discovering new roads with a passion for excellence. For us it means the aspiration to keep developing new and even better products that can withstand extreme demands and stresses. Introducing the New HELLA BLACK MAGIC LED SERIES, our latest innovation, is proof of this.

Utilizing 100% LED technology, the new HELLA BLACK MAGIC LED SERIES is the professionals choice for off-road lighting. Obvious choice for offroad use due to its heavy duty blackout design and compact dimensions.






TABLE OF CONTENTS

Introduction	2
Product range	4
Flexible installation	6
Product overview	6
Point of Sale display	7

Black Magic LED Series

Cube Sets	8
Mini Lightbars	14
Lightbars	18
Accessories	19





HELLA BLACK MAGIC LED: REBIRTH OF A LEGEND!

LED

HELLA BLACK MAGIC LED PRODUCT RANGE AT A GLANCE

CUBES	MINI LIGHTBARS	LIGHTBARS
Cubes Kit	Single	Single
2.7", Flood 358176801 	6.2", Flood 358176201 	20", Slim 358176301 
3.2", Flood 358176811 	6.2", Spot 358176211 	32", Slim 358176311 
3.2", Spot 358176821 		40", Slim 358176321 
3.2", Spot/Flush 358176831 	6.2" Flush Mount, Flood 358176221 	50", Slim 358176331 
		21.5", Double 358176401 



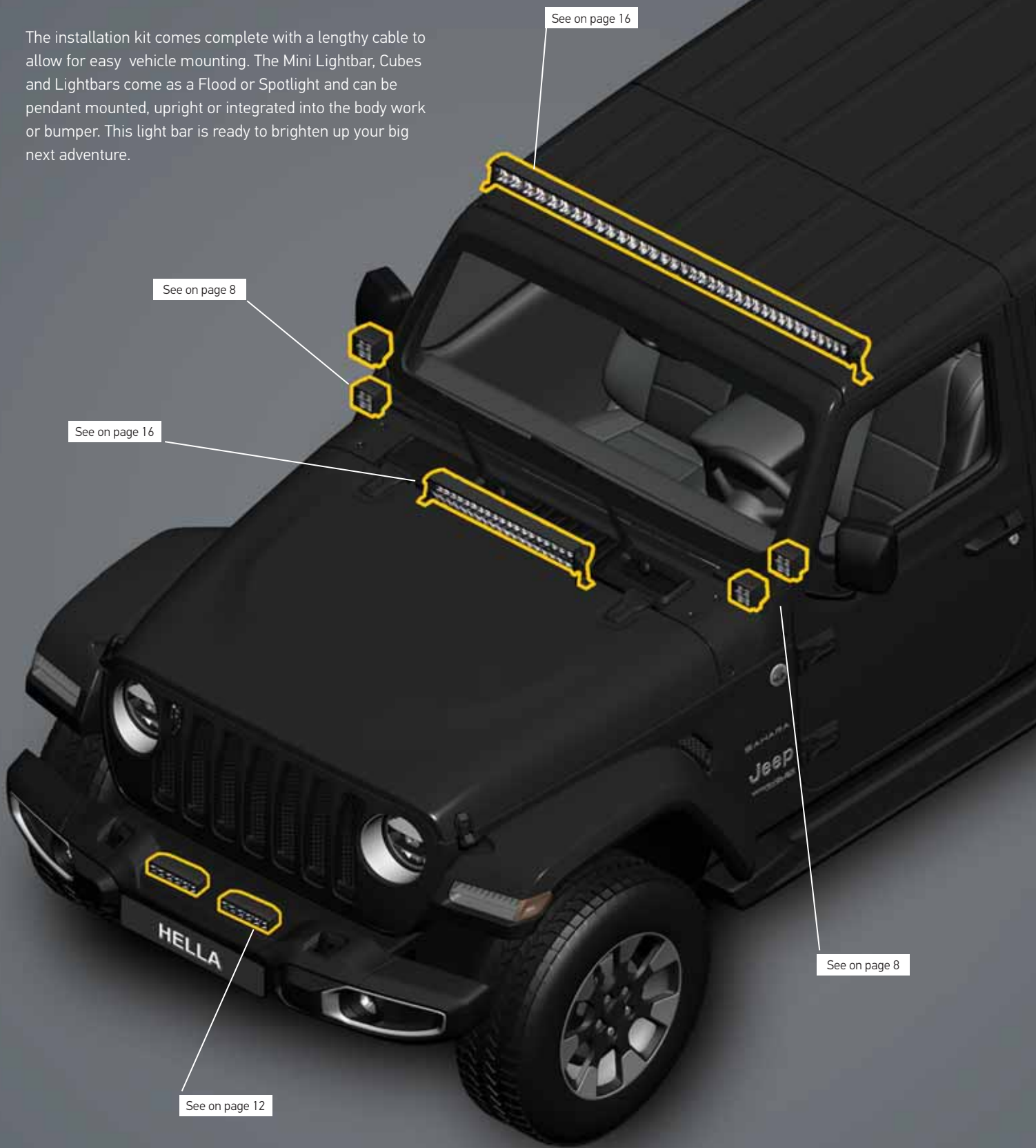
HELLA Black Magic Halogen Series

REBIRTH OF A LEGEND: Millions of the legendary HELLA Black Magic Halogen Series spotlights have been sold worldwide over the years. Preferred by car enthusiast and professionals alike, the HELLA Black Magic Halogen Series is the ideal choice of styling and performance for every off-road adventure.

Now, the lighting experts at HELLA have just launched their latest innovation in off-road illumination - the HELLA Black Magic LED Series! With full-size lightbars, mini-light bars and cubes designed in full blackout appearance, the new Black Magic LED Series from HELLA shines so bright, they leave the competition in the dark.

FLEXIBLE INSTALLATION

The installation kit comes complete with a lengthy cable to allow for easy vehicle mounting. The Mini Lightbar, Cubes and Lightbars come as a Flood or Spotlight and can be pendant mounted, upright or integrated into the body work or bumper. This light bar is ready to brighten up your big next adventure.



See on page 16

See on page 8

See on page 16

See on page 8

See on page 12



LED

BLACK MAGIC LED SERIES

THE NEW FULL BLACKOUT APPEARANCE

SPECIFICATIONS

- Offers some of the toughest dust / water protection on the market
- Full blackout appearance including mounting hardware
- Sleek design
- Specially developed reflector design for homogeneous illumination

For further information on each product, see general overview on page 8-19

BLACK MAGIC LED DISPLAY

Counter displays are the best way to promote and demonstrate the products to your customers. Mounted on a solid metal base, the display is equipped with switches and a converter to demonstrate the tremendous light performance of these new auxiliary lights. Consult with our sales representative for more information.



PN: 999942841



To the product video

BLACK MAGIC LED CUBES



Technical data

Rated voltage	Multi-voltage	Protection class	IP 68, IP 69K
Operating voltage	10–30 V	EMC protection	ECE-R10
Current consumption	2.7": 1.8 A (12 V) / 0.9 A (24 V) 3.2": 3.4 A (12 V) / 1.6 A (24 V)	Mounting	Upright / pendant or flush mounting
Power consumption	20 W (2.7") 40 W (3.2")	Connection	DT connector
Light function	Spot or Flood	Amount of LEDs	4
Light source	LED	Length of cable	1.64 ft (500 mm) cable with DT connector + short adapter harness
Colour temperature	5,700 Kelvin	Light performance (effective)	1,400 lm (2.7") 3,000 lm (3.2")
Material	Aluminium, black stainless steel bracket	Application	For Off-road vehicles such as 4x4's, SUV's, Pick-ups, Buggy's, Quads, Trikes, Snow mobiles, Construction Machinery, Tractors
Weight	350 g (single light 2.7") 358 g (single light 3.2") 372 g (flush mount 3.2" single)		

LED

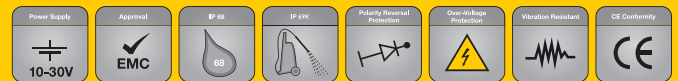
BLACK MAGIC LED SERIES CUBE SET

HELLA's Black Magic Cubes are available in 2 sizes, 2.7" and 3.2". Distinguished by the full blackout appearance and sleek design this light stands out from the crowd.

HELLA Black Magic Cubes received the highest dust and water proof rating in the industry. They come in kits of 2 lights including a wiring harness with DT connector, switch, connector and relays making them easy to install. The 3.2" is available in Flood or Spot light versions and can be mounted either upright or pendant or integrated into the body work or bumper. HELLA's Black Magic Cubes are ready to brighten up your next off-road adventure.

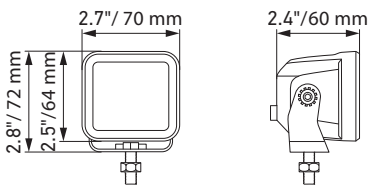
SPECIFICATIONS

- Full blackout appearance including black brackets
- Sleek design eliminates dust and dirt from being lodged in edges
- Each kit includes the wiring harness with DT connector, switch, connector and relays (easy to install)
- Compact design for universal installation

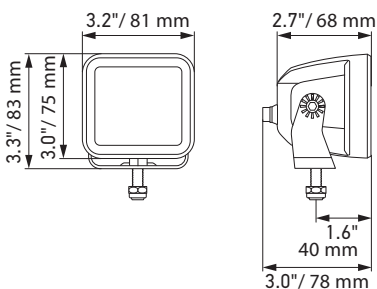


Dimensional sketches of the BLACK MAGIC LED CUBES

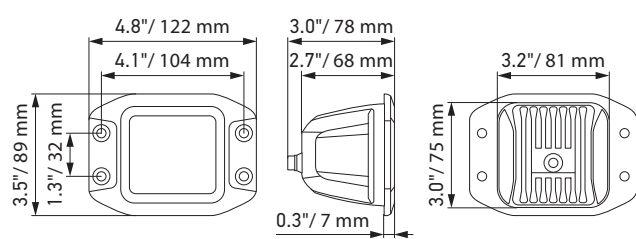
LED Cube 2.7" (surface mount version)



LED Cube 3.2" (surface mount version)



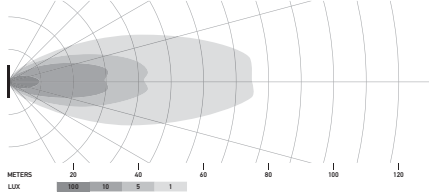
LED Cube 3.2" (flush mount version)



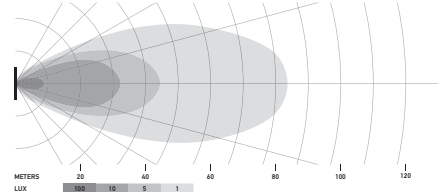
ILLUMINATION

The light distribution charts show the ranges of two lights (a pair).

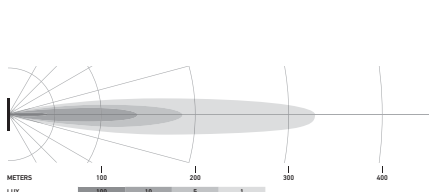
LED Cube KIT 2.7", Flood



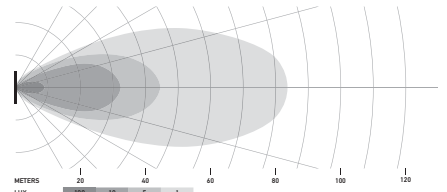
LED Cube KIT 3.2", Flood



LED Cube KIT 3.2", Spot



LED Cube KIT 3.2", Flood/Flush






APPLICATION EXAMPLES



- 1) 2 x Black Magic Cube: A-Pillar mount – angled outside
- 2) 2 x Black Magic Cube: Bumper mount

PROGRAM OVERVIEW

Scope of delivery	Description	Part number
	<p>LED Cube Kit 2,7" (Flood)</p> <p>Includes: (2) LED spotlights, (1) relay, (1) switch and mounting instructions, (1) wiring harness with DT connector</p>	<p>358176801</p>
	<p>LED Cube Kit 3.2" (Flood)</p> <p>Includes: (2) LED spotlights, (1) relay, (1) switch and mounting instructions, (1) wiring harness with DT connector</p>	<p>358176811</p>
	<p>LED Cube Kit 3.2" (Spot)</p> <p>Includes: (2) LED spotlights, (1) relay, (1) switch and mounting instructions, (1) wiring harness with DT connector</p>	<p>358176821</p>
	<p>LED Cube Kit 3.2" (Flood / Flush)</p> <p>Includes: (2) LED spotlights, (1) relay, (1) switch and mounting instructions, (1) wiring harness with DT connector</p>	<p>358176831</p>

BLACK MAGIC LED MINI LIGHT BARS

Edgeless design prevents dust and rain from adhering

Aerodynamic design

Full blackout appearance

Compact design applicable for multiple locations



Technical data

Rated voltage	Multi-voltage	Weight	470 g (surface mount version) 505 g (flush mount version)
Operating voltage	10–30 V	Protection class	IP 68, IP 69K
Current consumption	2.6 A (12 V) / 1.3 A (24 V)	EMC protection	ECE-R10
Power consumption	30 W	Mounting	Upright / pendant or flush mounting
Light function	Spot or Flood	Connection	2.6 ft (800 mm) cable with open ends
Light source	LED	Amount of LEDs	6
Colour temperature	5,700 Kelvin	Light performance	1,600 lm
Material	Aluminium, black stainless steel bracket	Application	For Off-road vehicles such as 4x4's, SUV's, Pick-ups, Buggy's, Quads, Trikes, Snow mobiles

LED

BLACK MAGIC LED SERIES MINI LIGHTBARS

Distinguished by the full blackout appearance and sleek design that stands out from the crowd with unmatched light output. This product family scored the highest dust / waterproof rating in the industry, and its edgeless design prevents dust deposits from settling along the edges. The long included cable allows for easy vehicle mounting. The Mini Lightbar comes as a Flood or Spot light and can be upright or pendant mounted, or integrated into the body work or bumper. This light bar is ready to brighten up your next off-road adventure.

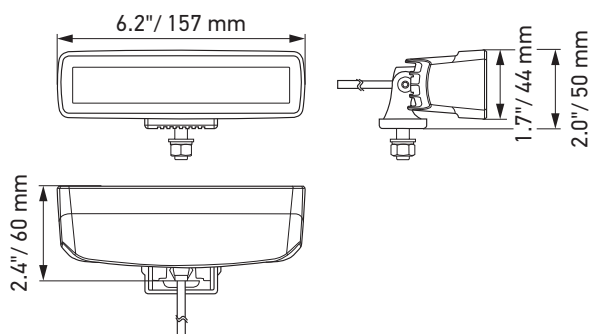
SPECIFICATIONS

- Offers some of the toughest dust / water protection on the market
- Full blackout appearance including mounting hardware
- Sleek design

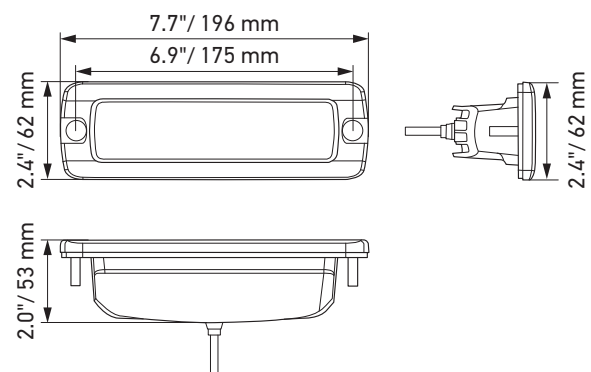


Dimensional sketches of the BLACK MAGIC LED MINI LIGHT BARS

Surface mount versions



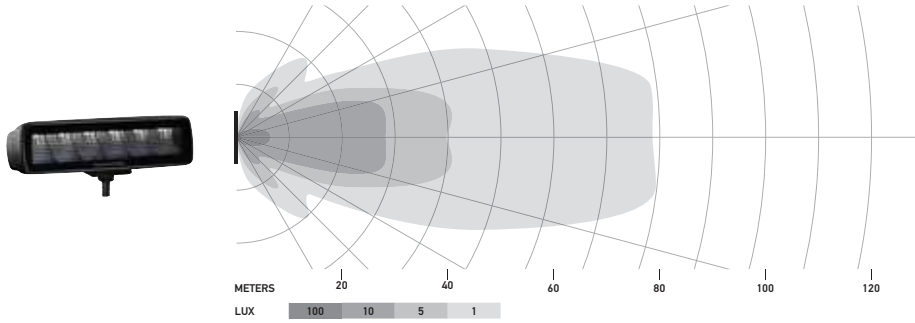
Flush mount version



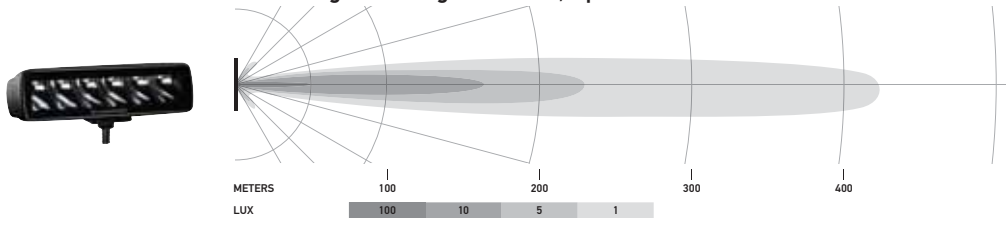
ILLUMINATION

The light distribution charts show the ranges of two lights.

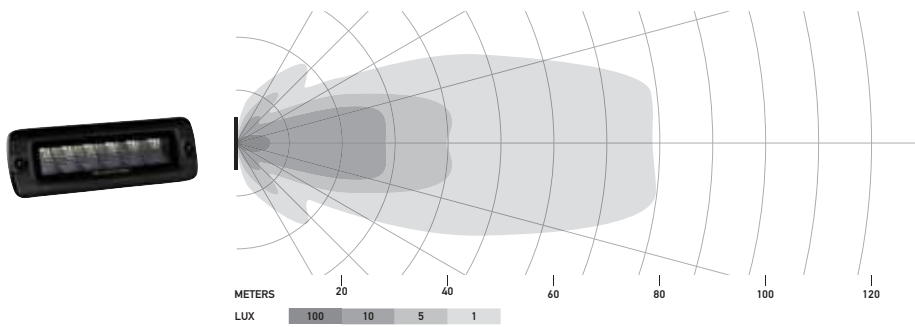
Black Magic Mini Lightbar 6.2", Flood






Black Magic Mini Lightbar 6.2", Spot



Black Magic Mini Lightbar 6.2" Flush Mount, Flood



PROGRAM OVERVIEW

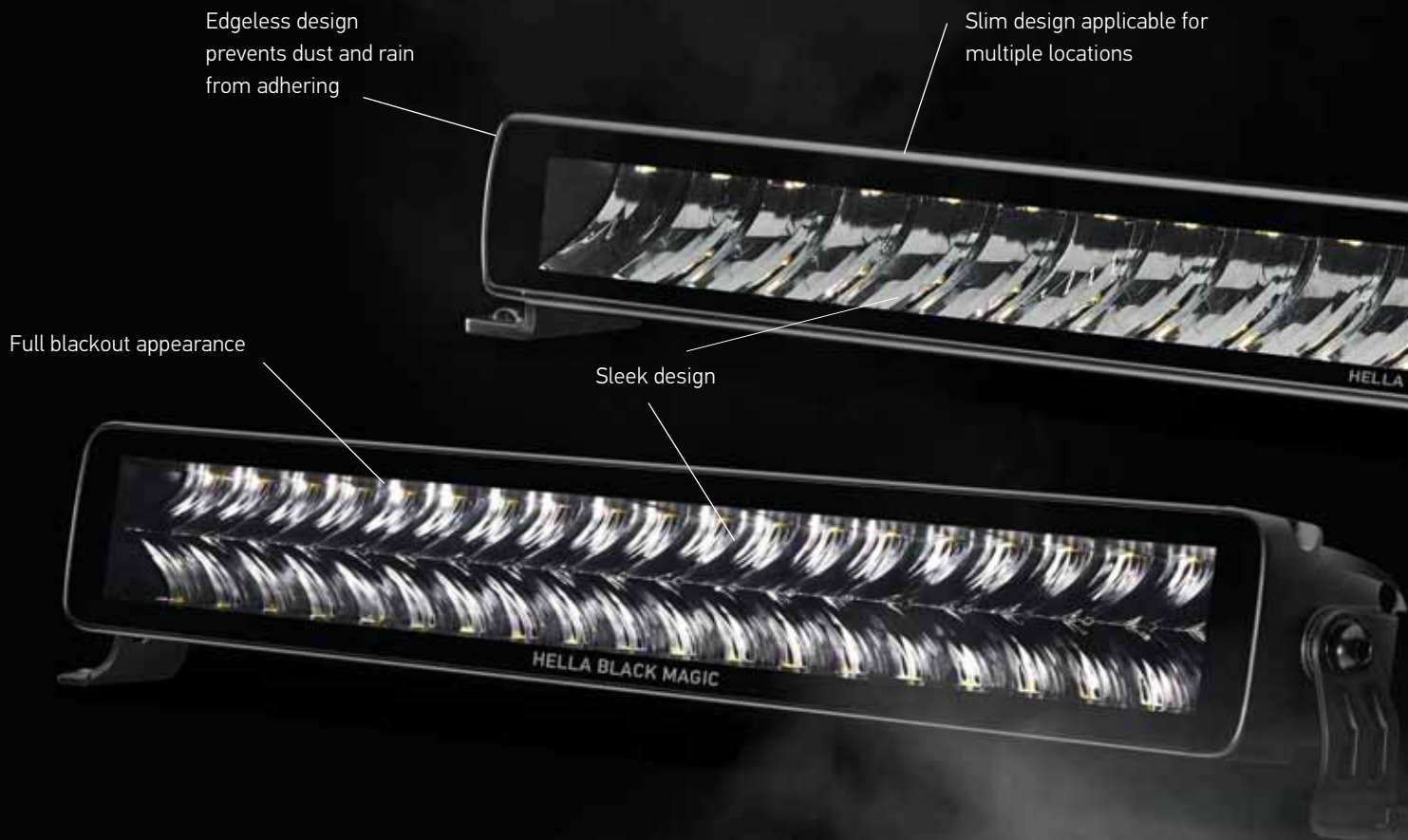
Scope of delivery	Description	Part number
	<p>LED Mini Lightbar 6.2" (Flood)</p> <p>Includes: (1) LED spotlight, (1) mounting hardware, (1) mounting instructions</p>	<p>358176201</p>
	<p>LED Mini Lightbar 6.2" (Spot)</p> <p>Includes: (1) LED spotlight, (1) mounting hardware, (1) mounting instructions</p>	<p>358176211</p>
	<p>LED Mini Lightbar 6.2" Flush Mount (Flood)</p> <p>Includes: (1) LED spotlight, (1) mounting frame and screws, (1) mounting instructions</p>	<p>358176221</p>

APPLICATION EXAMPLE



1) 2 x Black Magic Mini Lightbar: Front bumper mount

BLACK MAGIC LED LIGHT BARS



Technical data

Version	LED Slim Lightbar				LED Double Lightbar
	20"	32"	40"	50"	21.5"
Rated voltage	Multi-voltage				
Operating voltage	10–30 V				
Current consumption	5.7–8 A (12 V) 2.8–3.9 A (24 V)	8.9–12.5 A (12 V) 4.2–6.1 A (24 V)	10.1–14.9 A (12 V) 4.9–7.8 A (24 V)	11.8–19.2 A (12 V) 5.6–10.1 A (24 V)	6.7–14.6 A (12 V) 3.5–7.2 A (24 V)
Power consumption	105 W	165 W	210 W	270 W	200 W
Light function / Light source	Spot (offroad only) / LED				
Colour temperature	5,700 Kelvin				
Material	Aluminium, black stainless steel bracket				
Weight	1,400 g	1,780 g	2,400 g	3,000 g	2,420 g
Protection class/ EMC protection	IP 68, IP 69K, ECE-R10				
Mounting	Upright / pendant				
Connection	6.5 ft (2,000 mm) cable with open ends				
Amount of LEDs	21	33	42	54	40
Light performance (effective)	max. 6,000 lm	max. 9,000 lm	max. 12,000 lm	max. 15,000 lm	max. 11,000 lm

LED

BLACK MAGIC LED SERIES LIGHTBARS

The new HELLA Black Magic LED Series Lightbars offer driving beams with powerful light output up to 15,000 lumen, ideal for off-road situations where you need the most. They have a recognizable and attractive full blackout appearance with a slim and edgeless design. Typical applications would be installations as Hood, Bumper, Ground Bumper and Roof Lightbars. The product scored the highest dust / waterproof rating in the industry and edgeless design prevents dust deposits from settling along the edges.

The extra long 2 meter cable allows easy mounting on your vehicle. The new Black Magic LED Series Lightbars have an integrated thermal sensor that adapts to the ambient temperature, which not only prevents overheating or LED failure, but also increases light output when the ambient temperature is low. This new feature now provides the driver with optimum lighting for all off-road conditions. In this way the user is given the optimum light under all conditions.

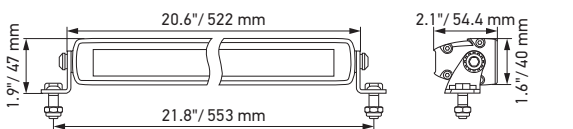
SPECIFICATIONS

- Full blackout appearance including black brackets
- Sleek design
- Temperature Control System
- Intense light output

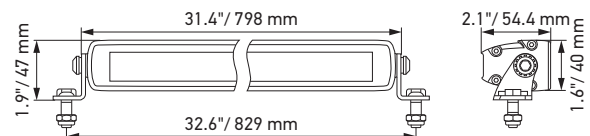


Dimensional sketches of the BLACK MAGIC LED LIGHT BARS

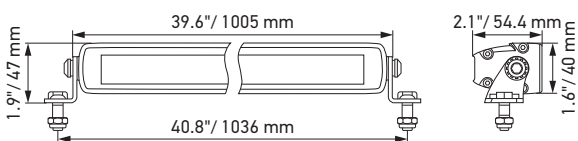
Black Magic Lightbar 20" (Slim)



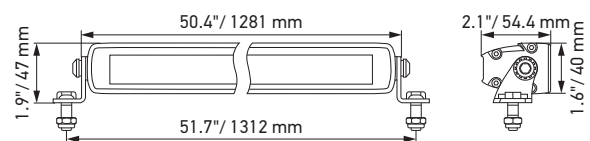
Black Magic Lightbar 32" (Slim)



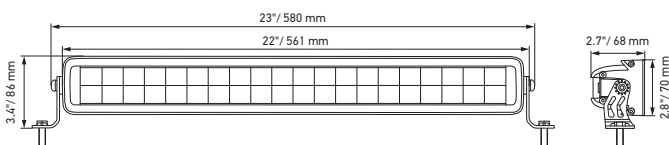
Black Magic Lightbar 40" (Slim)



Black Magic Lightbar 50" (Slim)



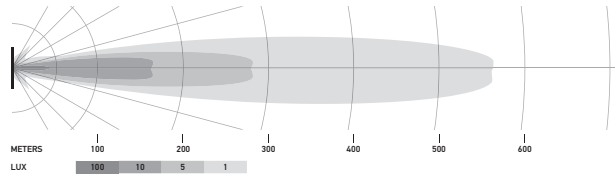
Black Magic Lightbar 21.5" (Double)



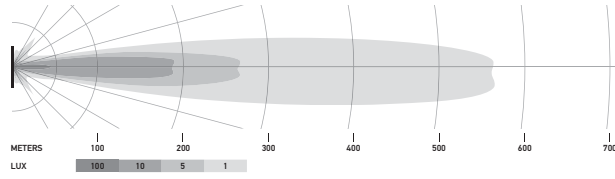
ILLUMINATION

The light distribution charts show the ranges of two lights.

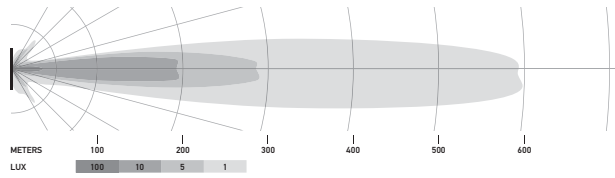
Black Magic Lightbar 20", Slim



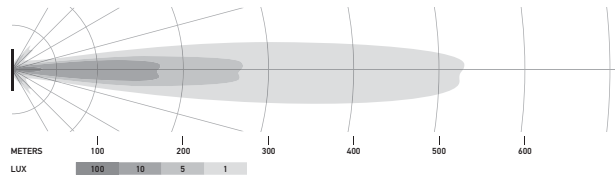
Black Magic Lightbar 32", Slim



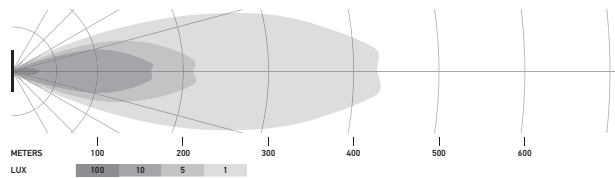
Black Magic Lightbar 40", Slim



Black Magic Lightbar 50", Slim



Black Magic Lightbar 21.5", Double








APPLICATION EXAMPLES




Illumination shown in photo made by one: 1 x 40" Black Magic Slim Lightbar (Hood mount)

PROGRAM OVERVIEW

Scope of delivery	Description	Part number
	LED Slim Lightbar 20" Includes: (1) LED spotlight, (1) mounting hardware, (1) mounting instructions	358176301
	LED Slim Lightbar 32" Includes: (1) LED spotlight, (1) mounting hardware, (1) mounting instructions	358176311
	LED Slim Lightbar 40" Includes: (1) LED spotlight, (1) mounting hardware, (1) mounting instructions	358176321
	LED Slim Lightbar 50" Includes: (1) LED spotlight, (1) mounting hardware, (1) mounting instructions	358176331
	LED Double Lightbar 21.5" Includes: (1) LED spotlight, (1) mounting hardware, (1) mounting instructions	358176401

ACCESSORIES

Scope of delivery	Description	Part number
	Slim Lightbar Back Side Mounting Bracket + screws set (2 pcs), recommended to be used for extra support for 40" and 50" Lightbar	358176341

HELLA Automotive Sales, Inc.

201 Kelly Drive
Peachtree City, GA, 30269
Tel.: +1 (877) 224-3552
Fax: +1 (770) 631-7574
www.hellausa.com
www.myhellalights.com

HELLAMEX, S.A. de C.V.

Carretera México Querétaro Km 30,
Bodega 2B y Barranca Honda,
San Martín Obispo, Cuautitlán Izcalli,
Edo. de México. C.P. 54763
Tel. Ventas: +52 (55) 5321-1390
Servicio Técnico: 01 800 221-0471
hellamex@hella.com
www.hellamex.com

HELLA do Brasil Automotive Ltda.

Rua Bom Pastor, 2224 - 15º andar
São Paulo, SP
04203-002 Brasil
Telefone: +55 (11) 2627-7800
info.brasil@hella.com
www.hella-brasil.com

© HELLA GmbH & Co. KGaA, Lippstadt
999142843 / 07.2021
Subject to technical and price modifications.