

Art Project: The Suitcase Sculpture

Grades: 3rd – 5th

Summary: An Oil Pastel drawing on an old map

Artist: **Brian Goggin**

Objective: Learn about non-traditional sculptures

Technical Level: Intermediate

Time: 50 – 70 minutes



Brian Goggin is an award-winning artist who has been commissioned to create more than a dozen works of art across the country.

Goggin attracted national attention in 1997 with his installation of **Defenestration** a sculptural mural on a dilapidated building in San Francisco. **Defenestration** had a number of pieces of furniture suspended in flight on a vacant building. It became a landmark in the city until it was sadly torn down in 2014.

In 1998 Goggin created two sculptures called **Samson** at Sacramento International Airport. The two towers of luggage are located in the baggage claim at Terminal A. The large piles of suitcases are 23 feet high and are made up of more than 1,400 pieces of luggage. They seem to be holding up the ceiling of the building, however they are just attached to two concrete columns. The image is very amusing if not disorienting after a long flight.

The baggage in the sculpture dates back from early 20th century to present day, representing the whole period in which air travel has been possible. Goggin used actual suitcases from 1914 to 1998, representing the many years of commercial air travel. At the base of each luggage tower are two very large white carts. The carts signify the actual carts used by baggage handlers to transport suitcases across the tarmac to the airport.

Discussion: Have you seen the Samson luggage sculpture at the Sacramento airport? Do you like it? Is it whimsical or serious? Do you think it is art?

Art Supplies

- 8 ½ x 11 white Cardstock, watercolor paper
- Print of old map
- Pencils
- suitcase templates
- oil pastels
- Baby oil
- Black Markers (permanent preferred)
- Silver or Gold paint (optional)
- Q-tips


Art Project: The Suitcase Sculpture

Prep Art: Print out the suitcase templates and cut them out. Print the map on cardstock.

Art Directions:

1. Place the map print vertically on your table.
2. You will be making a suitcase tower like Brian Goggin's suitcase sculpture at the Sacramento Airport.
3. Use your pencil to trace the suitcases on the paper.
4. Start at the bottom of the paper with one suitcase and trace it.
5. Draw suitcases on top of each other. Try drawing some at angles.
6. Consider using all of the different size suitcases in your tower.
7. After you have made your own tower, add details to the suitcases. Add belts, handles, travel stickers and metal reinforcements on the corners of some suitcases.
8. Trace all of the suitcases and details with a black marker.
9. Use your oil pastels to color in the suitcases. Consider coloring each suitcase a different color.
10. Do not color the handles and metal reinforcements.
11. Once all of the suitcases have been colored in use a Q-tip and small amount of baby oil and blend the oil pastels. This will ensure that the oil pastels won't smudge, and the colors will blend nicely.
12. Make sure to switch Q-tips when you blend different color oil pastels.
13. Use a new Q-tip and use the gold or silver paint to fill in the handles and metal reinforcements.


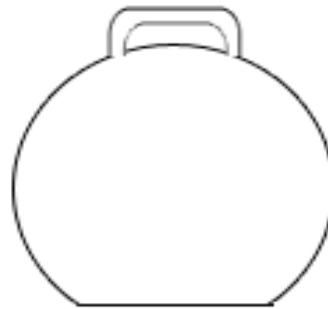
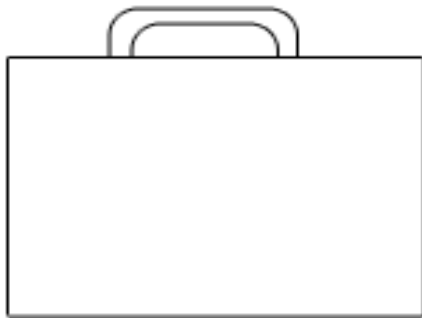

Student's Working on Art Projects



Art Project: The Suitcase Sculpture




Art Project: The Suitcase Sculpture



Tips and Art Tricks

- If you do not have cardstock feel free to use paper.
- This art project can be done with any art supplies you have on hand.
- Older students can draw the suitcases freehand.

Art Project: The Suitcase Sculpture



Samson by Brian Goggin. Located at the Sacramento Airport in California.

Art Project: The Suitcase Sculpture



Defenestration by Brian Goggin. Was located in San Francisco, California until 2014.