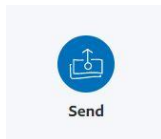


Sending Payment on Paypal is Simple- Let's Walk Through It...

1. Log into your personal Paypal account using your personal User Name and Password.



2. Look for the icon that says "Send"



3. In the "Send Money" box, type in the email address: **`lindseysartworld@gmail.com`**

Send money

4. Type in the amount agreed upon to pay, which will be sent to you by email from lindseysartworld@gmail.com and be sure to "Add A Note" saying which items you are ordering. For example, 10 cards of image #7. Below this, please enter your shipping address.

\$ 0.00

USD ▾

🛡️ Paying for an item or service

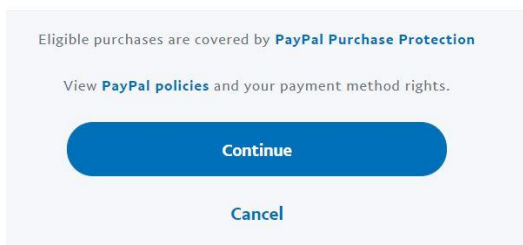
[Change](#)

✎ Add a note

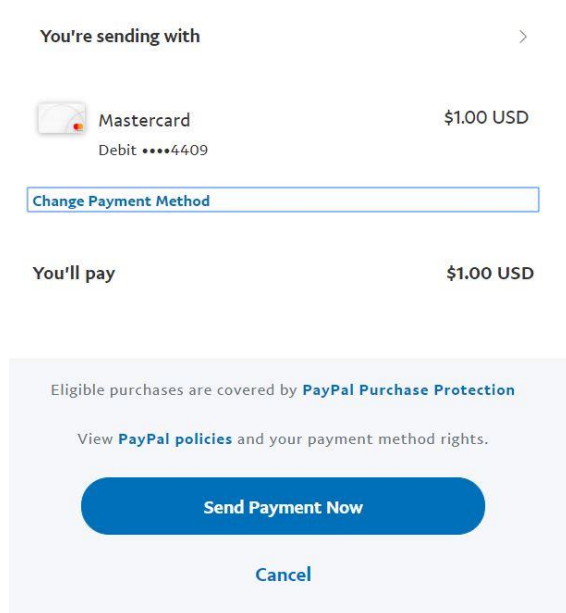
Your shipping address

1111 Example Street, Anytown, WA 98146

5. After you enter your shipping address, click “Continue”



6. Select the credit card from your PayPal list of account that you would like to pay with and click “Send Payment Now”. For example:



7. You will see a checkmark to show that your transaction is complete:

