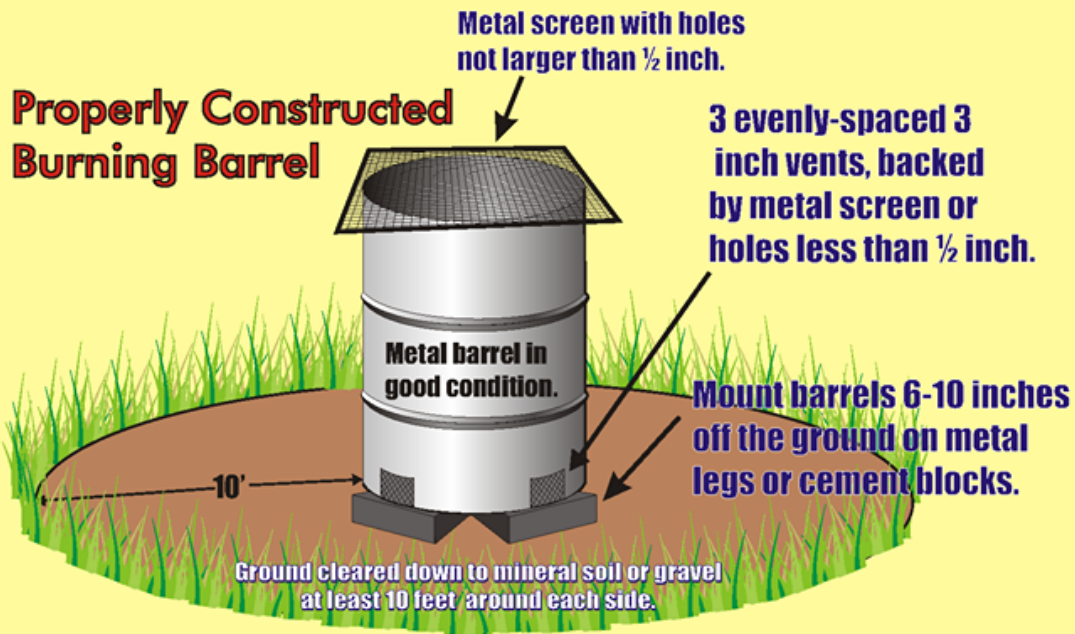


Learn Alternatives to Debris and Trash Burning

- Make a habit of recycling! Recycle mixed paper, plastics and other household trash.
- Compost your leaves, and chip or mulch your sticks.
- If you live in a rural area, make a wildlife brush pile, making sure it is set away from your home and outbuildings. Birds, rabbits, mice, insects and other critters can make a home in a brush pile.

IF YOU BURN, USE A PROPER BURN BARREL



- Keep a water source nearby (a hose or a bucket of water)
- Have a rake or shovel handy
- Ensure fire is out by applying water and stir with a tool until cold

Burn Debris Carefully

- Check the weather forecast. Do not burn when conditions are excessively dry or windy and the temperatures are warmer than normal.
- Keep burn piles relatively small and manageable.
- Clear vegetation 10 - 20 feet with mechanized equipment or hand tools before igniting.
- Only burn natural vegetation, i.e. leaves, pine straw, branches and underbrush. Do not burn household trash and other man-made materials.
- While burning keep machinery and other firefighting equipment – including a water source – in the immediate vicinity of the burn pile. If the fire does escape and becomes a wildfire, notify your local fire department immediately.
- Continue to monitor the pile until you are sure it has completely burned down and there is no heat remaining in it. Never leave a burning pile unattended.
- Some communities allow burning only during specified hours; others forbid it entirely. Check with local government officials to determine if burning is approved in your area.
- Violators may be liable for damages resulting from escaped burn piles.



Prevent
WILDFIRE

Do your part, don't let a
WILDFIRE start!





DEBRIS BURNING

Wildfire Prevention Tips



Check for local bans or ordinances before you burn



Choose a burn site surrounded by gravel or dirt that has 3x the height of the pile for vertical clearance from tree limbs and structures



Keep a shovel close by, the burn site watered down, and your burn piles small and manageable



Make sure burn barrels are metal, in good condition, properly vented, and have metal top screen



Stay with your fire until out, drown with water, turn over ashes with shovel, repeat several times, and check site regularly over several days!





Have a Campfire

Not a Wildfire

WHEN CAMPFIRES ARE PERMITTED:

EXERCISE CAUTION WHEN CONDITIONS ARE BREEZY

DROWN YOUR CAMPFIRE WITH WATER OR SMOTHER WITH DIRT

STIR THE COALS THEN COVER AGAIN

CHECK FOR HEAT AND REPEAT UNTIL COLD

NEVER LEAVE YOUR CAMPFIRE UNATTENDED!



For more information
contact your local
State Forest Office.









Spring Cleaning

for Fire Safety



Inside The Home

-  Test your home's smoke and carbon monoxide alarms.
-  Don't use electrical appliances with frayed cords.
-  Check for water around electrical appliances.
-  Clean debris from your clothes dryer lint trap and exhaust duct.

Outside The Home

-  Remove dead leaves and other debris around foundations, decks, porches, and stairs.
-  Check grills for rust, worn parts, insects, grease, and other debris before use.
-  Grills should only be used when at least 10 feet away from your house or any building.

