

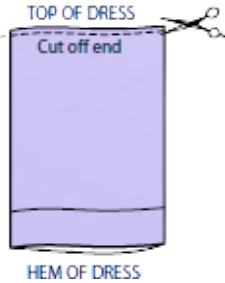


Hope for Appalachia Virginia Inc

Little Dresses of Hope - "Pillowcase" Dresses -



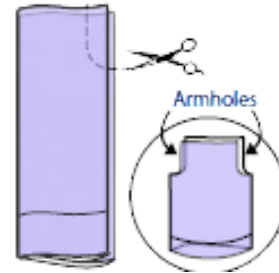
1



Start with a yard of cotton or cotton/poly blend fabric, 45" wide.

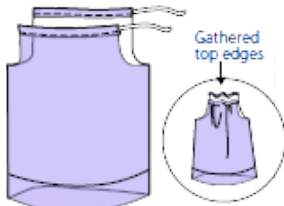
Total length of finished dress needs to be 26-32" long. Please keep in mind that you will lose a total of 2" in the completed dress (1" casing and 1" hem).

2



Fold in half and cut armholes. Cut through all thickness, about 4 inches down and 2 inches in.

3



Fold down the top about 3/4" at the front and the back. Edgestitch to make casing. Slide 8" of 1/2" elastic through to cause it to gather in the front and repeat for the back.

4



Cut two 38" lengths of double-fold bias tape for armholes. Fold each half and match the half point to the side seam and then stitch along armholes, leaving extra at the top to tie dress at the shoulders. Trim is optional.

Remember these are little girls ages 4-8, so pretty fabric patterns are preferred.



Donations and finished dresses can be sent to:

Terry Graham
Hope for Appalachia
28045 Sunnyside Rd
Unionville, VA 22567

If you would like a confirmation that your box was received, please include a self addressed stamped envelope.

Allow 3-4 weeks for a response.

"We're not just sending dresses, we're sending Hope"

For information on how to get involved, please contact Terry Graham - hopeforappalachia.virginia@gmail.com

****Any dresses that cannot be used for the girls in the Kentucky schools, we will do our best to give them to another ministry in KY!***