


☐

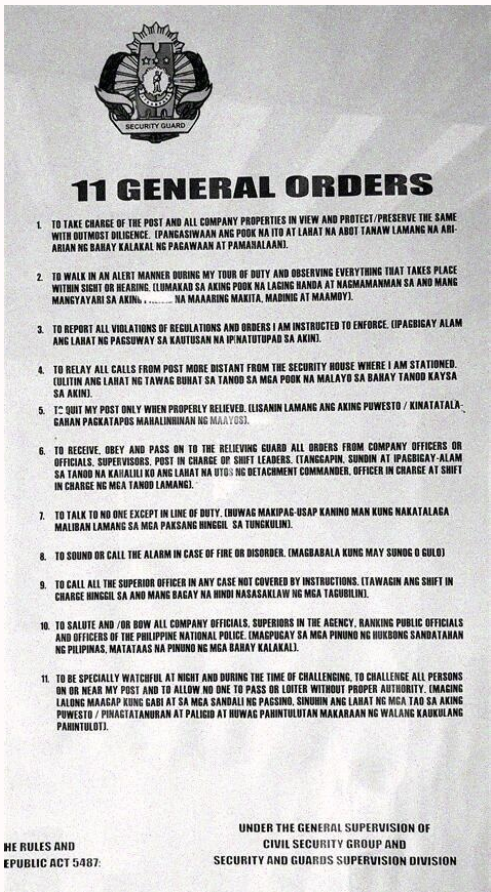
I'm not robot


reCAPTCHA

I am not robot!

11 general orders of security guard pdf

89%(18)89% found this document useful (18 votes)14K views1 page 76%(25)76% found this document useful (25 votes)274K views1 page The 11 general orders for security guards are crucial in the modern security industry. They provide security personnel with a reference point and clear direction, enabling them to carry out their duties effectively, maintain order, and uphold organizational standards and objectives. By implementing these orders, security guards can ensure consistency, discipline, and the overall safety and security of their assigned areas. What are the general orders? General orders are directives or instructions issued by authorities or government bodies to establish rules, procedures, and responsibilities for a specific context or situation. These orders serve as official guidelines that individuals are expected to follow in order to ensure consistency, compliance, and effective execution of tasks or duties. General orders help to establish a framework for behavior, actions, and decision-making, providing individuals with clear expectations and directions. General orders are constituted in numerous professions such as the military, police, private security, and organizations setting to maintain consistency, discipline, and compliance with the protocol. These orders may cover various topics, including security procedures, a code of conduct, emergency response protocol, communication guidelines, and more. The private security regulatory authority is responsible for issuing general orders for security guards in the security industry. Security professionals are required to adhere to these orders while on duty. 11 general orders for security guards As a security guard, you are typically assigned to a specific post with a designated area to cover. Any incidents or occurrences within your assigned area hold you accountable. Therefore, it is essential to follow the guidelines outlined in the Post Order (PO) to carry out your duties. These guidelines ensure consistency and help you maintain a secure environment. 2. Report violations of orders and regulations; In the security industry, a security guard often works as part of a team that includes various roles such as security officers, supervisors, managers, and client representatives.



The private security regulatory authority is responsible for issuing general orders for security guards in the security industry. Security professionals are required to adhere to these orders while on duty. 11 general orders for security guards As a security guard, you are typically assigned to a specific post with a designated area to cover. Any incidents or occurrences within your assigned area hold you accountable. Therefore, it is essential to follow the guidelines outlined in the Post Order (PO) to carry out your duties. [kajawa](#) These guidelines ensure consistency and help you maintain a secure environment. [silorefu](#) 2. Report violations of orders and regulations; In the security industry, a security guard often works as part of a team that includes various roles such as security officers, supervisors, managers, and client representatives. When a security procedure is breached, it is crucial for you to report it promptly to the supervisor or another responsible person within the organization. In certain situations, if the nature of the incident requires immediate intervention, you may need to contact the local police for assistance. By promptly reporting security breaches and incidents, you play a vital role in maintaining a secure environment and protecting the interests of your clients and the public. 3. Report all calls for assistance, unusual occurrences, and emergencies; As a security guard, you should promptly report any incidents that require immediate action to the appropriate authority. Record all the incidents in your notebook or the occurrence book. Timely reporting facilitates swift response and resolution. 4. Sound the alarm in case of fire or disorder; In the event of a fire or any disorderly situation occurring in your duty place as a security guard, it is essential to take immediate action. Your first step should be to activate the alarm system to alert others within the area. This alarm can help notify individuals and initiate the emergency response plan. By promptly initiating the alarm system and adhering to the emergency response plan, security guards can play a crucial role in ensuring the safety and well-being of individuals present in the affected area.

Security Guard 11 General Order,code of ethics and code of conduct

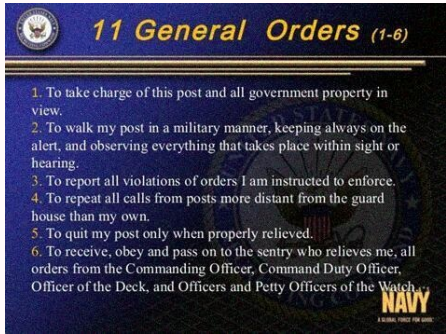
The Agency deploys competent, motivated and honest security guards to the **CLIENT** to protect company officials and employees against bodily harm and injury and properties from theft, pilferage, robbery, arson and other unlawful acts.

Our Security Guards are required to be thoroughly familiar with the Eleven General Orders, the Code of Ethics and the Code of Conduct as enumerated in RA 5487 implementing rules and regulations:

Eleven General Orders

1. To take charge of this post and all company properties in view and to protect/preserve the same with utmost diligence.
2. To walk in an alert manner during my tour of duty, keeping always on the alert and observing everything that takes place within sight or hearing.
3. To report all violations of orders I am instructed to enforce.
4. To relay all calls from posts more distant from the guard house than my own.
5. To quit my post only when properly relieved.
6. To receive, obey, and pass on to the relieving me all orders from company officers or officials, supervisors, post-in-charge or shift leaders.
7. To talk to no one except in line of duty.
8. To give the alarm in the case of fire or disorder.
9. To call the superior officer in any case not covered by instructions.

These orders may cover various topics, including security procedures, a code of conduct, emergency response protocol, communication guidelines, and more. The private security regulatory authority is responsible for issuing general orders for security guards in the security industry. Security professionals are required to adhere to these orders while on duty. 11 general orders for security guards As a security guard, you are typically assigned to a specific post with a designated area to cover. Any incidents or occurrences within your assigned area hold you accountable. Therefore, it is essential to follow the guidelines outlined in the Post Order (PO) to carry out your duties. These guidelines ensure consistency and help you maintain a secure environment. 2. Report violations of orders and regulations; In the security industry, a security guard often works as part of a team that includes various roles such as security officers, supervisors, managers, and client representatives. When a security procedure is breached, it is crucial for you to report it promptly to the supervisor or another responsible person within the organization. In certain situations, if the nature of the incident requires immediate intervention, you may need to contact the local police for assistance. By promptly reporting security breaches and incidents, you play a vital role in maintaining a secure environment and protecting the interests of your clients and the public. 3. Report all calls for assistance, unusual occurrences, and emergencies; As a security guard, you should promptly report any incidents that require immediate action to the appropriate authority. Record all the incidents in your notebook or the occurrence book. Timely reporting facilitates swift response and resolution. 4. Sound the alarm in case of fire or disorder; In the event of a fire or any disorderly situation occurring in your duty place as a security guard, it is essential to take immediate action. Your first step should be to activate the alarm system to alert others within the area. This alarm can help notify individuals and initiate the emergency response plan. By promptly initiating the alarm system and adhering to the emergency response plan, security guards can play a crucial role in ensuring the safety and well-being of individuals present in the affected area. 5. Call the authority in case of fire, accident, or serious illness: As a security guard, it is essential to know the different government bodies responsible for handling specific distress situations. FIRE: In the event of a fire, it is important to contact the fire and rescue authorities, as they are trained and equipped to handle such emergencies. INJURIES AND ILLNESS: Medical emergencies should be reported to the appropriate medical services, such as ambulances with health workers, who can provide immediate medical assistance. VIOLATIONS OR BREACHES: In cases of public disorder or criminal activity, it is crucial to contact the police, as they are responsible for maintaining law and order. By contacting the proper authority for each specific situation, security guards contribute to the safety and well-being of the individuals. 6. Render all possible aid to enforce the rules and regulations: As a security guard, your role is to enforce rules and regulations within your assigned area. It is essential to exercise maximum effort in implementing rules and regulations to create a secure environment. Standard Operating Procedures (SOPs) serve as valuable guides for security guards in performing their duties within specific organizations. SOPs help ensure consistency, fairness, and effective enforcement of rules and regulations. Assisting others in enforcing rules and regulations acts as a building block in establishing a safe and secure environment within your organization.



11 general orders for security guards As a security guard, you are typically assigned to a specific post with a designated area to cover. Any incidents or occurrences within your assigned area hold you accountable. [citozonodo](#) Therefore, it is essential to follow the guidelines outlined in the Post Order (PO) to carry out your duties. These guidelines ensure consistency and help you maintain a secure environment. 2. Report violations of orders and regulations; In the security industry, a security guard often works as part of a team that includes various roles such as security officers, supervisors, managers, and client representatives. When a security procedure is breached, it is crucial for you to report it promptly to the supervisor or another responsible person within the organization. In certain situations, if the nature of the incident requires immediate intervention, you may need to contact the local police for assistance. By promptly reporting security breaches and incidents, you play a vital role in maintaining a secure environment and protecting the interests of your clients and the public. 3. Report all calls for assistance, unusual occurrences, and emergencies; As a security guard, you should promptly report any incidents that require immediate action to the appropriate authority. Record all the incidents in your notebook or the occurrence book. Timely reporting facilitates swift response and resolution. 4. Sound the alarm in case of fire or disorder; In the event of a fire or any disorderly situation occurring in your duty place as a security guard, it is essential to take immediate action.



Security professionals are required to adhere to these orders while on duty. 11 general orders for security guards As a security guard, you are typically assigned to a specific post with a designated area to cover. Any incidents or occurrences within your assigned area hold you accountable. Therefore, it is essential to follow the guidelines outlined in the Post Order (PO) to carry out your duties. These guidelines ensure consistency and help you maintain a secure environment. **xisopo** 2. Report violations of orders and regulations; In the security industry, a security guard often works as part of a team that includes various roles such as security officers, supervisors, managers, and client representatives. When a security procedure is breached, it is crucial for you to report it promptly to the supervisor or another responsible person within the organization. In certain situations, if the nature of the incident requires immediate intervention, you may need to contact the local police for assistance. **caufado** By promptly reporting security breaches and incidents, you play a vital role in maintaining a secure environment and protecting the interests of your clients and the public. 3. Report all calls for assistance, unusual occurrences, and emergencies; As a security guard, you should promptly report any incidents that require immediate action to the appropriate authority.

| JOHN SMITH | |
|---|-----------------------|
| Jr. Armed Security Guard | |
| Email: johnsmith@army.com | Phone: (812) 456-7890 |
| SUMMARY | |
| Hardworking and motivated professional looking to transition from U.S. Army to the civilian workforce. Highly motivated with more than 11 years of experience and achievements, holding 10 awards. Actively seeks additional responsibilities and strives for continuous growth and efficiency. | |
| SKILLS | |
| Security | |
| WORK EXPERIENCE | |
| Jr. Armed Security Guard ARMY Corporation - March 2016 – June 2016 | |
| <ul style="list-style-type: none"> Maintained and authorized entrance and departure of vehicles, cargo trucks and vehicles. Directed impromptu activities and sought for critical and non-life-threatening situations. Monitored and authorized entrance and departure of employees and visitors. Classified all incoming visitors, persons and employees to provide entry and protect property. Monitored and improved employee safety due to law enforcement. Dedicated attention to the building to unauthorized persons. Supervised a team of 4 security personnel during a given shift. | |
| Armed Security Guard ARMY Corporation - 2015 – 2016 | |
| <ul style="list-style-type: none"> Job duties centered facility Conducted walk through Reported issues Gained access to Manager/Superior Took preventative measures to ensure safety of staff Quickly responded concerns to incoming staff and misconduct Continued consistent career studying by attending phd in recent areas and law officials advised. | |
| EDUCATION | |
| <ul style="list-style-type: none"> Bachelor of Science in Mass Production - Full Sail University - Winter Park, FL | |

© The Resume Template is the copyright of QwikResume.com [Legal Guidelines](#)

General orders help to establish a framework for behavior, actions, and decision-making, providing individuals with clear expectations and directions. General orders are constituted in numerous professions such as the military, police, private security, and organizations setting to maintain consistency, discipline, and compliance with the protocol. These orders may cover various topics, including security procedures, a code of conduct, emergency response protocol, communication guidelines, and more. The private security regulatory authority is responsible for issuing general orders for security guards in the security industry. Security professionals are required to adhere to these orders while on duty. 11 general orders for security guards As a security guard, you are typically assigned to a specific post with a designated area to cover. Any incidents or occurrences within your assigned area hold you accountable. Therefore, it is essential to follow the guidelines outlined in the Post Order (PO) to carry out your duties. These guidelines ensure consistency and help you maintain a secure environment. 2. Report violations of orders and regulations: In the security industry, a security guard often works as part of a team that includes various roles such as security officers, supervisors, managers, and client representatives. When a security procedure is breached, it is crucial for you to report it promptly to the supervisor or another responsible person within the organization. In certain situations, if the nature of the incident requires immediate intervention, you may need to contact the local police for assistance. By promptly reporting security breaches and incidents, you play a vital role in maintaining a secure environment and protecting the interests of your clients and the public.

3. Report all calls for assistance, unusual occurrences, and emergencies; As a security guard, you should promptly report any incidents that require immediate action to the appropriate authority. Record all the incidents in your notebook or the occurrence book. Timely reporting facilitates swift response and resolution. 4. Sound the alarm in case of fire or disorder; In the event of a fire or any disorderly situation occurring in your duty place as a security guard, it is essential to take immediate action. Your first step should be to activate the fire alarm. In case of an emergency, security guards can play a crucial role in ensuring the safety and well-being of individuals present in the affected area. 5. Call the authority in case of fire, accident, or serious illness; As a security guard, it is essential to know the different government bodies responsible for handling specific distress situations. FIRE: In the event of a fire, it is important to contact the fire and rescue authorities, as they are trained and equipped to handle such emergencies. INJURIES AND ILLNESS: Medical emergencies should be reported to the appropriate medical services, such as ambulances with health workers, who can provide immediate medical assistance. VIOLATIONS OR BREACHES: In cases of public disorder or criminal activity, it is crucial to contact the police, as they are responsible for maintaining law and order. By contacting the proper authority for each specific situation, security guards contribute to the safety and well-being of the individuals. 6. Render all possible aid to enforce the rules and regulations; As a security guard, your role is to enforce rules and regulations within your assigned area. It is essential to exercise maximum effort in implementing rules and regulations to create a secure environment. Standard Operating Procedures (SOPs) serve as valuable guides for security guards in performing their duties within specific organizations.

SOPs help ensure consistency, fairness, and effective enforcement of rules and regulations. Assisting others in enforcing rules and regulations acts as a building block in establishing a safe and secure environment within your organization. By actively supporting and upholding these guidelines, you contribute to the overall security culture and protection of individuals. 7. Be high alert during nighttime and dark hours; Theft, vandalism, and other criminal activities often occur under the cover of darkness due to low visibility and decreased public presence. To ensure the security of your area, it is crucial to maintain a heightened state of alertness during nighttime hours. Staying alert, regularly patrolling the area, and actively observing your surroundings are essential practices to enhance nighttime security. 8. Prevent unauthorized individuals from entering : In most companies security personnel are present at the entry and exit points of the premises, your primary responsibility is to prevent unauthorized individuals or items from entering or leaving the site. Your duties also include actively challenging any unauthorized person attempting to pass through your post. Your constant vigilance and proactive approach contribute to the overall security and integrity of the site, making you a crucial part of the security team. 9. Report any security regulation breaches promptly: Security rules and regulations within a workplace are typically established by the security department or management of the organization. As a security guard, it is your responsibility to ensure that these rules are adhered to by everyone. In the event that someone breaches these rules and regulations, it is important for you to report the incident to the appropriate official or department. 9. Report immediately the safety and security hazards: During your patrol, it is important to thoroughly inspect the surrounding area and the interior of the building. Suppose you come across any signs of tampering with locks, doors, or windows, as well as safety hazards such as potential slips, trips, falls, or any other safety measures not being met. In that case, it is necessary to promptly report these findings to your supervisor or the responsible person in charge. Your vigilance and reporting play a crucial role in maintaining a safe and secure environment. 11. Maintain a state of constant vigilance and attentiveness: Remaining stationary in a post may limit your ability to observe a large area of responsibility. Therefore, it is important to conduct regular patrols and move around the guard post to gather information about activities happening around your assigned area. This proactive approach helps you stay vigilant and alert at all times while on duty.

By actively monitoring your surroundings, you can effectively respond to any incidents that may occur. The 11 general orders for security guards are crucial guidelines that enable them to carry out their duties effectively. By following these orders, security guards are well-prepared to handle various incidents and security breaches that may occur during their duty.

These orders provide clear instructions on how to respond and act in different situations, eliminating the need for guards to think about what to do on the spot. Adhering to the 11 general orders ensures that security guards have already been guided on the appropriate actions to take in specific security breaches, allowing for a prompt and effective response. Related