



All In One 2D *Solar Street light*

Up to 200lm/W | 24W/25W/35W/40W/45W/47W/50W/60W



Solar Energy
Generation



Automatic
Switch



IP65
(WET)



Daylight
Sensor



No wires



Rechargeable
Battery



Intelligent light
control



Microwave
Sensor

3

**Years
Warranty**

(Battery 2 Years)


Version:1.0
2023-10

APPLICATIONS

- ✔ Town
- ✔ Country Road
- ✔ School
- ✔ Garden
- ✔ Plaza
- ✔ Factory

FEATURES

- ✔ Inherit the company's superior style design, streamlined shape, continue excellent product performance, and improve product cost performance and competitiveness.
- ✔ The radiator is made of high-quality die-cast aluminum, which has super high thermal conductivity, fast heat dissipation and good performance.
- ✔ Integrated die-casting, stable structure, strong sense of product integrity, stable physical properties of radiator materials, no rust, anti-corrosion, anti-oxidation and other characteristics, to meet the requirements of different occasions.
- ✔ Monocrystalline silicon solar panel, with a conversion efficiency of 23% and a lifespan of up to 25 years.
- ✔ IP65 waterproof structure to meet various outdoor needs.
- ✔ The light efficiency is up to 200lm/W, the ultimate energy saving.
- ✔ A+ lithium iron phosphate battery, high safety, stable performance, battery cycle life ≥ 2000 times (DOD100%).
- ✔ With a microwave sensor, it can be set to turn on the light when people come, and turn off the light when people leave.
- ✔ The mounting arm can be rotated to flexibly adapt to various mounting poles and road surfaces.



PRODUCT DATA

General Information

LED Type	2835
Light Efficacy	170lm/W,185lm/W
CCT	4000K, 5000K
CRI	≥70
LED Lifespan	50,000h@L70B50
Battery cycle life	≥2000times@DOD100%
Type of Driver	-
Driver efficiency	-
Protection Class IEC	Class III
Warranty	3 Years (Battery 2 Years)
Certificate	-


Operating and Electrical

SDCM <5


Mechanical and Housing

Material	ADC12
Fixture Color	Powder black
Lens Material	(PC)Polycarbonate
Mouting Option	Pole Mounted
Solar Panel	Monocrystalline silicon
Cable	European standard line

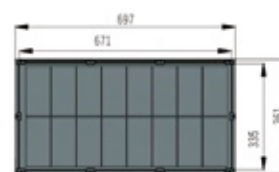
Drawing unit (mm)



45W/47W/60W



35W/50W



24W/25W/40W

Application Conditions

Operating Temperature 0~50 C

Approval and Application

Ingress protection code	IP65(WET)
Mech. impact protection code	IK07

Light Distribution Curve



Type II

Controls and Dimming

Intelligent Control Microwave Sensor

PRODUCT PARAMETER

Model Number	Power Consumption (±10%)	CRI	Light Efficiency	Luminous Flux (lm) (±10%) @4000K @5000K	Beam Angle	Correlated Color Temperature	LED Type	Battery	Solar Panel	Charge and discharge characteristics
DZ040-2E	40W	70	185lm/W	7400lm	TYPE 2	4000K 5000K	2835	lithium iron phosphate battery 230.4WH 32700	Monocrystalline silicon solar panel 18V 40W	Full power charging 8-10H, with sensor time control mode, continuous output for about 2 days.
DZ050-2E	50W			9250lm				lithium iron phosphate battery 307.2WH 32700	Monocrystalline silicon solar panel 18V 50W	
DZ060-2E	60W			11000lm				lithium iron phosphate battery 384WH 32700	Monocrystalline silicon solar panel 18V 65W	
DZ025-2D	25W	70	185lm/W	4625lm	TYPE 2	4000K 5000K	2835	lithium iron phosphate battery 230.4WH 32700	Monocrystalline silicon solar panel 18V 40W	Full power charging 8-10H, 100% continuous output about 10H, smart mode for 15H-24H, with sensor
DZ035-2D	35W			6475lm				lithium iron phosphate battery 307.2WH 32700	Monocrystalline silicon solar panel 18V 50W	
DZ045-2D	45W			8325lm				lithium iron phosphate battery 384WH 32700	Monocrystalline silicon solar panel 18V 65W	
DZ024-2B	24W	70	170lm/W	4080lm	TYPE 2	4000K 5000K	2835	lithium iron phosphate battery 115.2WH 32700	Monocrystalline silicon solar panel 18V 40W	Full power charging for about 6-8H, 100% continuous output for about 10H, smart mode for 15H-24H, with sensor
DZ035-2B	35W			5950lm				lithium iron phosphate battery 153.6WH 32700	Monocrystalline silicon solar panel 18V 50W	
DZ047-2B	47W			7990lm				lithium iron phosphate battery 230.4WH 32700	Monocrystalline silicon solar panel 18V 65W	

PACKAGE

Item	Luminaire Net Weight	Packing Info	Dimension (inner box) (mm)	Dimension (outer carton) (mm)	GW (Outer carton)
DZ024-2B	4.9Kg	1pcs/carton	/	L760*W430*H150	5.9Kg
DZ035-2B	5.7Kg	1pcs/carton	/	L910*W430*H150	6.8Kg
DZ047-2B	7.2Kg	1pcs/carton	/	L1160*W430*H150	8.4Kg
DZ025-2D	5.8Kg	1pcs/carton	/	L760*W430*H150	6.8Kg
DZ035-2D	6.8Kg	1pcs/carton	/	L910*W430*H150	7.9Kg
DZ045-2D	8.3Kg	1pcs/carton	/	L1160*W430*H150	9.5Kg
DZ040-2E	5.8Kg	1pcs/carton	/	L760*W430*H150	6.8Kg
DZ050-2E	6.8Kg	1pcs/carton	/	L910*W430*H150	7.9Kg
DZ060-2E	8.3Kg	1pcs/carton	/	L1160*W430*H150	9.5Kg
Pole	/	6pcs/carton	/	L460*W360*H160	6Kg

ACCESSORIES



60mm diameter light pole