



tiles.




## **CRAFTSMAN & CRAFTSMAN TERRAZZO**

Cement tiles “encaustic”, with their unique warmth and character, are made mixing the highest grades of sand, cement, stone and marble singularly handcrafted.

These tiles are left to naturally air dry, allowing our premium products to fully develop the richness and unique tonal variation inherent in concrete.

Handmade cement tiles are meant to enhance their charm through their natural ageing.



## COLOURS / SIZE/ FINISHES


---

### SQUARE - thickness 16 mm

---



150x150mm  
matt



CHALK



ICE



SAND



NIGHT

*Encaustic decor*  
4 tiles

---



NOOSA  
chalk/sand



NOOSA  
mint/peacock



NOOSA  
sand/blush



NOOSA  
beach/clay



NOOSA  
night/ice

### HEXA - thickness 16 mm


---



173x200mm  
matt



SILVER



SAND

*Encaustic decor*  
3 tiles

---



YARRA  
pine/dusk




YARRA  
cinnamon/clay

### TERRAZZO - thickness 18 mm

---



300x300mm  
matt



HERVEY



ESPERANCE



KIMBERLEY











































---

Colours are subject to slight variation throughout different production batches.

Pre-sealed product. We warmly recommend to protect the tiles during laying and grouting and seal again right after the first installation.

Size are nominals and as per what declared by the manufacturer.

# TECHNICAL SPECIFICATIONS

<b>APPLICATION</b>	 outdoor  indoor  in/out  floor/wall  floor  wall  feature
<b>BODY</b>	 full  glazed  d.load  aggregate
<b>PROFILE</b>	 rectified  pressed  irregular  bevelled
<b>SIZE (cm)</b>	 30*30  15*15  special
<b>THICKNESS (mm)</b>	 16  18
<b>VARIATION</b>	 V1  V2  V3  V4
<b>PATTERNS</b>	 6  7  8  12  24  32  50  64  100
<b>FINISH(es)</b>	 gloss  honed  matt  structured  grip
<b>SLIP RATING</b>	 R9/P1  R10/P2  R11/P3  R12/P4
<b>WEAR (traffic) RATING</b>	 PEI 1  PEI 2  PEI 3  PEI 4  PEI 5
<b>WATER ABSORPTION</b>	 < 0.5%  < 3%  < 6%  < 20%  > 20%

All specifications as per what declared by the manufacturer.

[ctgtiles.com.au](http://ctgtiles.com.au)



---

**HEAD OFFICE (Melbourne)**

53 Slater Parade Keilor East, VIC 3033

**03 9336 1191**

[info@ctgtiles.com.au](mailto:info@ctgtiles.com.au)  
[projects@ctgtiles.com.au](mailto:projects@ctgtiles.com.au)