

# Gynae / Obstetrics

**DRAFT** - Environmental Set-up Guide



## Contents

|   |    |
|---|----|
| 1. Bartholin's Abscess .....                                      | 3  |
| 2. Bilateral Salpingo-oophorectomy - B.S.O .....                  | 4  |
| 3. Cone Biopsy of the Cervix .....                                | 5  |
| 4. Dilatation and Curettage – D&C .....                           | 6  |
| 5. Ectopic Pregnancy - Laparoscopically .....                     | 7  |
| 6. Hysteroscopy .....   | 8  |
| 7. Hysterectomy / Total Abdominal Hysterectomy - T.A.H .....      | 9  |
| 8. Hysterectomy / Laparoscopic .....                              | 10 |
| 9. Large Loop Excision of Transformation Zone - L.L.E.T.Z .....   | 11 |
| 10. Lower Uterine Segment Caesarean Section – L.U.C.C.S .....     | 12 |
| 11. Lower Uterine Segment Caesarean Section + Salpingostomy ..... | 13 |
| 12. Pelvic Mass .....   | 14 |
| 13. Post Partum Haemorrhage – P.P.H .....                         | 15 |
| 14. Salpingostomy .....   | 16 |
| 15. Total Abdominal Hysterectomy – T.A.H .....                    | 17 |
| 16. Trial By Forceps .....  | 18 |
| 17. Vaginal Hysterectomy .....                                    | 19 |
| 18. Ventouse .....  | 20 |
| 19. Ventrosuspension .....  | 21 |
| 20. Vulvectomy .....  | 22 |
| 21. 3 <sup>rd</sup> Degree Tear .....                             | 23 |

# 1. Bartholin's Abscess

**(Home) Important:** Confirm all requirements with surgical team prior to setup. This includes Theatre table orientation, patient positioning and theatre equipment requirements.

**Description:** A Bartholin's cyst is a fluid-filled lump near the vaginal opening




**Position:** Lithotomy / Arms Out / Sheet Under Patient / Towel on floor / Bluey under buttocks

**Setup:** Arm boards x 2 / Table head end removed / Table light end attached / Stirrups for legs / Warm blanket

**In Room Equipment:** Overhead Lights / Bair Hugger / Diathermy / Suction Canaster Tree / Peri Table (Ask Surgeon) / Stool for Surgeon

## Operating Table and patient positioning requirements



**Setup Guide:** Guide / Notes / Process on setup to be added here

**Surgeon Preference:**  
Dr ?????: Add requirements here



## 2. Bilateral Salpingo-oophorectomy - B.S.O

**(Home) Important:** Confirm all requirements with surgical team prior to setup. This includes Theatre table orientation, patient positioning and theatre equipment requirements.

**Description:** A bilateral Salpingo-oophorectomy is a surgery to remove both fallopian tubes and both ovaries



**Position v1:** Lithotomy / Trenguard / Arms tucked using pillowcases/ Slide sheet used to move patient into position, then removed / Towel on floor / Bluey under buttocks

**Position v2:** Lithotomy / Tilt Mat / Arms tucked / Slide sheet used to move patient into position, then remove / Towel on floor / Bluey under buttocks

**Setup:** Arm boards x 2 / Table head end removed / Table light end attached / Stirrups for legs / Warm blanket

**In Room Equipment:** Pendant Stack and Monitors / Overhead Lights / SCD's / Bair Hugger / Diathermy / Suction Canaster Tree / Ligature Machine / 3 Ltr Glycine

### Setup Guide



**Setup Guide:** Guide / Notes / Process on setup to be added here

### Surgeon Preference:

Dr ?????: Add requirements here

### 3. Cone Biopsy of the Cervix

**(Home) Important:** Confirm all requirements with surgical team prior to setup. This includes Theatre table orientation, patient positioning and theatre equipment requirements.

**Description:** This procedure removes a cone-shaped piece of tissue containing the abnormal cells from the cervix




**Position:** Lithotomy / Arms Out / Sheet Under Patient / Towel on floor / Bluey under buttocks

**Setup:** Arm boards x 2 / Table head end removed / Table light end attached / Stirrups for legs / Warm blanket

**In Room Equipment:** Diathermy / Suction Canaster Tree

#### Operating Table and patient positioning requirements



**Setup Guide:** Guide / Notes / Process on setup to be added here

**Surgeon Preference:**  
Dr ?????: Add requirements here

## 4. Dilatation and Curettage – D&C

**(Home) Important:** Confirm all requirements with surgical team prior to setup. This includes Theatre table orientation, patient positioning and theatre equipment requirements.

**Description:** is a procedure to remove tissue from inside the uterus




**Position:** Lithotomy / Arms Out / Sheet Under Patient / Towel on floor / Bluey under buttocks

**Setup:** Arm boards x 2 / Table head end removed / Table light end attached / Stirrups for legs / Warm blanket

**In Room Equipment:** SCD's / Bair Hugger / Diathermy / Suction Canister Tree

### Operating Table and patient positioning requirements



**Setup Guide:** Guide / Notes / Process on setup to be added here

### Surgeon Preference:

Dr ?????: Add requirements here



## 5. Ectopic Pregnancy - Laparoscopically

**(Home) Important:** Confirm all requirements with surgical team prior to setup. This includes Theatre table orientation, patient positioning and theatre equipment requirements.

**Description:** Salpingostomy and salpingectomy are two laparoscopic surgeries used to treat some ectopic pregnancies



**Position v1:** Lithotomy / Arms Out / Sheet Under Patient / Towel on floor / Bluey under buttocks

**Position v2:** Lithotomy / Trenguard / Arms tucked using pillowcases/ Slide sheet used to move patient into position, then removed / Towel on floor / Bluey under buttocks

**Position v3:** Lithotomy / Tilt Mat / Arms tucked / Slide sheet used to move patient into position, then remove / Towel on floor / Bluey under buttocks

**Setup:** Arm boards x 2 / Table head end removed / Table light end attached / Stirrups for legs / Warm blanket

**In Room Equipment:** Pendant Camera Stack / SCD's / Bair Hugger / Diathermy / Suction Canaster Tree

### Operating Table and patient positioning requirements



**Setup Guide:** Guide / Notes / Process on setup to be added here

### Surgeon Preference:

Dr ?????: Add requirements here

## 6. Hysteroscopy

**(Home) Important:** Confirm all requirements with surgical team prior to setup. This includes Theatre table orientation, patient positioning and theatre equipment requirements.

**Description:** is a procedure used to examine the inside of the womb (uterus)



**Position v1:** Lithotomy / Arms Out / Sheet Under Patient / Towel on floor / Bluey under buttocks

**Position v2:** Lithotomy / Trenguard / Arms tucked using pillowcases/ Slide sheet used to move patient into position, then removed / Towel on floor / Bluey under buttocks

**Position v3:** Lithotomy / Tilt Mat / Arms tucked / Slide sheet used to move patient into position, then remove / Towel on floor / Bluey under buttocks

**Setup:** Arm boards x 2 / Table head end removed / Table light end attached / Stirrups for legs / Warm blanket

**In Room Equipment:** Pendant Camera Stack / SCD's / Bair Hugger / Diathermy / Suction Canaster

### Operating Table and patient positioning requirements



**Setup Guide:** Guide / Notes / Process on setup to be added here

**Surgeon Preference:**  
Dr ?????: Add requirements here



## 7. Hysterectomy / Total Abdominal Hysterectomy - T.A.H

**(Home) Important:** Confirm all requirements with surgical team prior to setup. This includes Theatre table orientation, patient positioning and theatre equipment requirements.

**Description:** A partial hysterectomy removes the uterus. A total hysterectomy removes the uterus and the cervix



**Position v1:** Lithotomy / Arms Out / Sheet Under Patient / Towel on floor / Bluey under buttocks

**Position v2:** Lithotomy / Tilt Mat / Arms tucked / Slide sheet used to move patient into position, then remove / Towel on floor / Bluey under buttocks

**Setup:** Arm boards x 2 / Table head end removed / Table light end attached / Stirrups for legs / Warm blanket

**In Room Equipment:** SCD's / Bair Hugger / Diathermy / Suction Canaster Tree

### Operating Table and patient positioning requirements



**Setup Guide:** Guide / Notes / Process on setup to be added here

**Surgeon Preference:**  
Dr ?????: Add requirements here

## 8. Hysterectomy / Laparoscopic

**(Home) Important:** Confirm all requirements with surgical team prior to setup. This includes Theatre table orientation, patient positioning and theatre equipment requirements.

**Description:** is a procedure to remove the uterus through an incision in the vagina



**Position v1:** Lithotomy / Trenguard / Arms tucked using pillowcases/ Slide sheet used to move patient into position, then removed / Towel on floor / Bluey under buttocks

**Position v2:** Lithotomy / Tilt Mat / Arms tucked / Slide sheet used to move patient into position, then remove / Towel on floor / Bluey under buttocks

**Setup:** Arm boards x 2 / Table head end removed / Table light end attached / Stirrups for legs / Warm blanket

**In Room Equipment:** Pendant Camera Stack / SCD's / Bair Hugger / Diathermy / Suction Canaster Tree

### Operating Table and patient positioning requirements



**Setup Guide:** Guide / Notes / Process on setup to be added here

### Surgeon Preference:

Dr ?????: Add requirements here



## 9. Large Loop Excision of Transformation Zone - L.L.E.T.Z

**(Home) Important:** Confirm all requirements with surgical team prior to setup. This includes Theatre table orientation, patient positioning and theatre equipment requirements.

**Description:** is an operation done to remove abnormal cells from the cervix or the neck of the womb




**Position:** Lithotomy / Arms Out / Sheet Under Patient / Towel on floor / Bluey under buttocks

**Setup:** Arm boards x 2 / Table head end removed / Table light end attached / Stirrups for legs / Warm blanket

**In Room Equipment:** SCD's Machine / Bair Hugger machine / Diathermy machine / Suction Canaster Tree

### Operating Table and patient positioning requirements



**Setup Guide:** Guide / Notes / Process on setup to be added here

### Surgeon Preference:

Dr ?????: Add requirements here



## 10. Lower Uterine Segment Caesarean Section – L.U.C.C.S

**(Home) Important:** Confirm all requirements with surgical team prior to setup. This includes Theatre table orientation, patient positioning and theatre equipment requirements.

**Description:** is the most used type of Caesarean section.



**Position:** Supine / Arms Out

**Setup:** Diathermy Plate / Arm Boards x 2 Sheet on Table / Sahara (Absorbent Trauma Mat on) on top of sheet / Bair Hugger / Warm Blanket / Heal Gels under feet

**In Room Equipment:** SCD's Machine / Bair Hugger machine / Diathermy machine (Pad on right) / Suction Canaster Tree / J Boards for leg support / Seat Belt on hand if / needed / Heal gels / Foam for catheter bag contact

### Operating Table and patient positioning requirements



**Setup Guide:** Guide / Notes / Process on setup to be added here

### Surgeon Preference:

Dr ?????: Add requirements here

## 11. Lower Uterine Segment Caesarean Section + Salpingostomy

**(Home) Important:** Confirm all requirements with surgical team prior to setup. This includes Theatre table orientation, patient positioning and theatre equipment requirements.

**Description:** is the most used type of Caesarean section.



**Position:** Supine / Arms Out

**Setup:** Diathermy Plate / Arm Boards x 2 Sheet on Table / Sahara (Absorbent Trauma Mat on) on top of sheet / Bair Hugger / Warm Blanket / Heal Gels under feet

**In Room Equipment:** SCD's Machine / Bair Hugger machine / Diathermy machine (Pad on right) / Suction Canaster Tree / J Boards for leg support / Seat Belt on hand if / needed / Heal gels / Foam for catheter bag contact

### Operating Table and patient positioning requirements



**Setup Guide:** Guide / Notes / Process on setup to be added here

### Surgeon Preference:

Dr ?????: Add requirements here



# 12. Pelvic Mass

**(Home) Important:** Confirm all requirements with surgical team prior to setup. This includes Theatre table orientation, patient positioning and theatre equipment requirements.

**Description:** is a growth that happens near or in the fallopian tubes, ovaries, uterus, and connecting tissues



- Position v1:** Lithotomy / Arms Out / Sheet Under Patient / Towel on floor / Bluey under buttocks
- Position v2:** Lithotomy / Trenguard / Arms tucked using pillowcases/ Slide sheet used to move patient into position, then removed / Towel on floor / Bluey under buttocks
- Position v3:** Lithotomy / Tilt Mat / Arms tucked / Slide sheet used to move patient into position, then remove / Towel on floor / Bluey under buttocks
- Setup:** Arm boards x 2 / Table head end removed / Table light end attached / Stirrups for legs / Warm blanket
- In Room Equipment:** SCD's Machine / Bair Hugger / Diathermy / Suction Canaster Tree

## Operating Table and patient positioning requirements



**Setup Guide:** Guide / Notes / Process on setup to be added here

**Surgeon Preference:**  
Dr ?????: Add requirements here



## 13. Post Partum Haemorrhage – P.P.H

**(Home) Important:** Confirm all requirements with surgical team prior to setup. This includes Theatre table orientation, patient positioning and theatre equipment requirements.

**Description:** is repair of heavy bleeding after the birth



**Position v1:** Lithotomy / Arms Out / Sheet Under Patient / Towel on floor / Bluey under buttocks / Bag lined bucket

**Position v2:** Lithotomy / Trenguard / Arms tucked using pillowcases/ Slide sheet used to move patient into position, then removed / Towel on floor / Bluey under buttocks / Bag lined bucket

**Position v3:** Lithotomy / Tilt Mat / Arms tucked / Slide sheet used to move patient into position, then remove / Towel on floor / Bluey under buttocks / Bag lined bucket

**Setup:** Arm boards x 2 / Table head end removed / Table light end attached / Stirrups for legs / Warm blanket

**In Room Equipment:** SCD's Machine / Bair Hugger / Diathermy / Suction Canaster Tree / Clinical bag lined bucket

### Operating Table and patient positioning requirements



**Setup Guide:** Guide / Notes / Process on setup to be added here

### Surgeon Preference:

Dr ?????: Add requirements here

## 14. Salpingostomy

**(Home) Important:** Confirm all requirements with surgical team prior to setup. This includes Theatre table orientation, patient positioning and theatre equipment requirements.

**Description:** is the surgical removal of a fallopian tube



**Position v1:** Lithotomy / Treguard / Arms tucked using pillowcases/ Slide sheet used to move patient into position, then removed / Towel on floor / Bluey under buttocks

**Position v2:** Lithotomy / Tilt Mat / Arms tucked / Slide sheet used to move patient into position, then remove / Towel on floor / Bluey under buttocks

**Setup:** Arm boards x 2 / Table head end removed / Table light end attached / Stirrups for legs / Warm blanket

**In Room Equipment:** SCD's Machine / Bair Hugger / Diathermy / Suction Canaster Tree

### Operating Table and patient positioning requirements



**Setup Guide:** Guide / Notes / Process on setup to be added here

### Surgeon Preference:

Dr ?????: Add requirements here



## 15. Total Abdominal Hysterectomy – T.A.H

**(Home) Important:** Confirm all requirements with surgical team prior to setup. This includes Theatre table orientation, patient positioning and theatre equipment requirements.

**Description:** is the Surgical removal of the uterus along with the cervix through the abdomen



**Position v1:** Lithotomy / Trenguard / Arms tucked using pillowcases/ Slide sheet used to move patient into position, then removed / Towel on floor / Bluey under buttocks

**Position v2:** Lithotomy / Tilt Mat / Arms tucked / Slide sheet used to move patient into position, then remove / Towel on floor / Bluey under buttocks

**Setup:** Arm boards x 2 / Table head end removed / Table light end attached / Stirrups for legs / Warm blanket

**In Room Equipment:** SCD's / Bair Hugger / Diathermy / Suction Canaster Tree

### Operating Table and patient positioning requirements



**Setup Guide:** Guide / Notes / Process on setup to be added here

### Surgeon Preference:

Dr ?????: Add requirements here



## 16. Trial By Forceps

**(Home) Important:** Confirm all requirements with surgical team prior to setup. This includes Theatre table orientation, patient positioning and theatre equipment requirements.

**Description:** Is an attempt to deliver a baby naturally before reverting to Caesarean Section




**Position:** Lithotomy / Arms Out / Sheet Under Patient / Towel on floor / Bluey under buttocks

**Setup:** Arm boards x 2 / Table head end removed / Table light end attached / Stirrups for legs / Warm blanket

**In Room Equipment:** SCD's / Bair Hugger / Diathermy / Suction Canaster Tree

### Operating Table and patient positioning requirements



**Setup Guide:** Guide / Notes / Process on setup to be added here

### Surgeon Preference:

Dr ?????: Add requirements here

## 17. Vaginal Hysterectomy

**(Home) Important:** Confirm all requirements with surgical team prior to setup. This includes Theatre table orientation, patient positioning and theatre equipment requirements.

**Description:** is a procedure to remove the uterus through an incision in the vagina



**Position v1:** Lithotomy / Treguard / Arms tucked using pillowcases/ Slide sheet used to move patient into position, then removed / Towel on floor / Bluey under buttocks

**Position v2:** Lithotomy / Tilt Mat / Arms tucked / Slide sheet used to move patient into position, then remove / Towel on floor / Bluey under buttocks

**Setup:** Arm boards x 2 / Table head end removed / Table light end attached / Stirrups for legs / Warm blanket

**In Room Equipment:** SCD's / Bair Hugger / Diathermy / Suction Canaster Tree

### Operating Table and patient positioning requirements



**Setup Guide:** Guide / Notes / Process on setup to be added here

### Surgeon Preference:

Dr ?????: Add requirements here

## 18. Ventouse

**(Home) Important:** Confirm all requirements with surgical team prior to setup. This includes Theatre table orientation, patient positioning and theatre equipment requirements.

**Description:** is a method to assist delivery of a baby using a vacuum device




**Position:** Lithotomy / Arms Out / Sheet Under Patient / Towel on floor / Bluey under buttocks

**Setup:** Arm boards x 2 / Table head end removed / Table light end attached / Stirrups for legs / Warm blanket

**In Room Equipment:** SCD's / Bair Hugger / Diathermy / Suction Canister Tree

### Operating Table and patient positioning requirements



**Setup Guide:** Guide / Notes / Process on setup to be added here

### Surgeon Preference:

Dr ?????: Add requirements here



## 19. Ventrosuspension

**(Home) Important:** Confirm all requirements with surgical team prior to setup. This includes Theatre table orientation, patient positioning and theatre equipment requirements.

**Description:** is the surgical fixation of a displaced uterus to the anterior abdominal wall



**Position v1:** Lithotomy / Arms Out / Sheet Under Patient / Towel on floor / Bluey under buttocks

**Position v2:** Lithotomy / Trenguard / Arms tucked using pillowcases/ Slide sheet used to move patient into position, then removed / Towel on floor / Bluey under buttocks

**Position v3:** Lithotomy / Tilt Mat / Arms tucked / Slide sheet used to move patient into position, then remove / Towel on floor / Bluey under buttocks

**Setup:** Arm boards x 2 / Table head end removed / Table light end attached / Stirrups for legs / Warm blanket

**In Room Equipment:** SCD's / Bair Hugger / Diathermy / Suction Canaster Tree

### Operating Table and patient positioning requirements



**Setup Guide:** Guide / Notes / Process on setup to be added here

### Surgeon Preference:

Dr ?????: Add requirements here

## 20. Vulvectomy

**(Home) Important:** Confirm all requirements with surgical team prior to setup. This includes Theatre table orientation, patient positioning and theatre equipment requirements.

**Description:** is a procedure where a surgeon removes all or part of the vulva




**Position:** Lithotomy / Arms Out / Sheet Under Patient / Towel on floor / Bluey under buttocks

**Setup:** Arm boards x 2 / Table head end removed / Table light end attached / Stirrups for legs / Warm blanket

**In Room Equipment:** SCD's / Bair Hugger / Diathermy / Suction Canister Tree

### Operating Table and patient positioning requirements



**Setup Guide:** Guide / Notes / Process on setup to be added here

### Surgeon Preference:

Dr ?????: Add requirements here



## 21. 3<sup>rd</sup> Degree Tear

**(Home) Important:** Confirm all requirements with surgical team prior to setup. This includes Theatre table orientation, patient positioning and theatre equipment requirements.

**Description:** is a tear that extends into the muscle that controls the anus (the anal sphincter)




**Position:** Lithotomy / Arms Out / Sheet Under Patient / Towel on floor / Bluey under buttocks

**Setup:** Arm boards x 2 / Table head end removed / Table light end attached / Stirrups for legs / Warm blanket / Clinical bag lined bucket floor below

**In Room Equipment:** SCD's / Bair Hugger / Diathermy / Suction Canister Tree / Clinical bag lined bucket

### Operating Table and patient positioning requirements



**Setup Guide:** Guide / Notes / Process on setup to be added here

### Surgeon Preference:

Dr ?????: Add requirements here