

# **A Seven-Day Creation Model**

Derek J. Marshall

1603 N. Harrison Ave.

East Lansing, MI 48823

[dmarshall@mtu.edu](mailto:dmarshall@mtu.edu)

# A Seven-Day Creation Model

Derek J. Marshall

## Abstract

A discrete numerical model is derived directly from passages in the Holy Bible. When graphed, this equation forms a logarithmic spiral, which is a well-known growth pattern. This pattern is compared to that of the periodic table of the elements. Daniel prophecy is shown to concur with this same pattern, and the passage correctly predicts, in order, the distances between 8 elements of the periodic table. It is shown how the falling image of Man in the Daniel prophecy ultimately caused the Flood. The calendar dates given in the Flood story also explicitly confirm these numerical constructs. It is shown how the three “drying phases” of the Flood took the latter 3 half-days of Creation to form our observable space-time, and a partially unobservable “permanent” space-time. It is shown numerically how the Flood expanded space-time to its current proportions. The axes of these constructs are compared and labeled with the natural constants used in modern chemistry and physics. Finally, these constructs are then used to obtain the currently observed mass and nuclear radius of the hydrogen atom. This paper serves as an introduction to a new, comprehensive and complete description of the World based solely upon the Holy Bible and observations of modern science.

## Introduction

Everyday our children are being taught to compromise their belief that God created the World just as He said He did in the Holy Bible. Adults make the same compromise when having to make decisions in everyday life. To follow Jesus is to do what He says. But how can anyone do this 100% when we are taught in school that the miracles that He and the Father did aren't concrete facts? How can we have any faith when we are taught to draw conclusions solely on our observations and thoughts? The brightest of our children are "brainwashed" of their natural God-given faith and taught natural philosophy and the scientific method. And they reduce Noah's Ark to a children's story.

The Christian has been fighting against an onslaught of information that has been generated by the natural philosophers of the postmodern age. This information seems to conflict with the idea that something as vast as our cosmos could be Created in seven days. There is nothing wrong with the observations of our scientists. We are supposed to observe the world around us. But we are supposed to observe with eyes of faith. It is ok to use our eyes, but what we see must be translated by the Holy Spirit in order for that observation to be in line with the Word of God. A perfect example is in Genesis 8:13. As the floodwaters are abating, Noah looked and the Earth was dry. But the Earth was not dry. It wasn't dry until God said it was 57 days later. What Noah saw was a false image, good thing he didn't leave the safety of the ark. However, Noah's use of the white Dove to make observations was correct. Noah did not act according to just his eyesight. He waited for what the Holy Spirit (the Dove) had for him. He waited for God's instructions.

Noah and his great faith have not gone unnoticed by this author. It will be proven that the Flood and the Ark are not just good children's stories but also completely qualitative and quantitative descriptions of the physical structure of the World.

Many people struggle with the idea that something was created from nothing. People of faith can rest assured that God had a life before our World existed. He had a mountain. He already had a Son. There is nothing more to understand. But because He loves us, He has chosen to reveal Himself to us. He has chosen to tell us the nature of our Creation. Trying to understand the nature of our Creation without God revealing it to us is like us trying to understand the exact nature of our own conception without our parents telling us. It is something we cannot know unless our parents choose to tell us. In fact, it can be said that it is none of our business.

It will be explained that when God makes Law, He abides by His Law. He explains in His Word exactly how he used a compass to survey His Mountain, and how he brought Creation out in numerical order as He made a 7 – day journey with His compass. And our design is fearfully and wonderfully wrought in the sum of these numbers. We are truly clay in the loving hands of the Potter on a stone potter’s wheel. This stone is the Law. This stone is also an Iron Sword. It will be explained how when Creation fell, how He “dug deep” into the Law to catch our fall with a carefully executed Flood. This flow ultimately cleanses us, restores us, and makes us pliable for reformation. It will be shown how God executed this Flood according to the Word, His own Son, such that the Creation is ultimately restored to the Original specification of “In the beginning, God created the heavens and the earth.”

This article serves as a very brief introduction to a brand-new rational and quantitative explanation of the Biblical Creation, Fall of Man, and Flood and their respective physical effects on the World. We will use scripture to obtain a quantitative space-time matrix that is consistent with the literal Biblical description of the Creation and Flood in the units and measures of modern physics and chemistry.

# The Original Seven Days: A Numerical Basis

## An Equation is Explicitly Described by the Word of God.

*Is. 40:26 Lift up your eyes on high, and behold who hath created these things, that bringeth out their host by number: he calleth them out by names by the greatness of his might, for that he is strong in power; not one faileth.*

*Ps. 139:14 I will praise thee; for I am fearfully and wonderfully made: marvelous are thy works; and that my soul knoweth right well. 15My substance was not hid from thee, when I was made in secret, and curiously wrought in the lowest parts of the earth. 16Thine eyes did see my substance, yet being unperfect; and in thy book all my members were written, which in continuance were fashioned, when as yet there was none of them. 17How precious are thy thoughts unto me, O God! How great is the sum of them!*

*Prov. 8:27 When he prepared the heavens, I was there: when he set a compass upon the face of the depth.*

*II Kings 3:9 So the king of Israel went and the king of Judah, and the king of Edom: and they fetched a compass of 7 days journey:*

*Gen. 1:4,5 And God saw the light, that it was good: and God divided the light from the darkness. And God called the light Day, and the darkness he called Night. And the evening and the morning were the first day.*

*Jn. 1:1-3 In the beginning was the Word, and the Word was with God, and the Word was God. The same was in the beginning with God. All things were made by him; and without him was not any thing made that was made.*

*Eph.3:9 And to make all men see what is the fellowship of the mystery, which from the beginning of the world hath been hid in God, who created all things by Jesus Christ:*

*Eph. 6:17 And take the helmet of salvation, and the sword of the Spirit, which is the word of God.*

*Ez. 28:13 Thou hast been in Eden the garden of God; every precious stone was thy covering, the sardius, topaz, and the diamond, the beryl, the onyx, and the jasper, the sapphire, the emerald, and the carbuncle, and gold: the workmanship of thy tabrets and of thy pipes was prepared in thee in the day that thou wast created. 14Thou art the anointed cherub that covereth; and I have set thee so: thou wast upon the holy mountain of God; thou hast walked up and down in the midst of the stones of fire.*

These passages completely define a numerical sequence known as a summation. This mathematical relationship will be referred to as the “Creation Function”. God began by surveying the area of His Abundance, the Mountain of God (Ez. 28:13). He then determined which part was to be the World. He used a compass (Prov. 8:27). He moved in a seven-day Journey (II Kings 3:9). His Creation was revealed in numerical order (Is. 40:26). The Original creation resulted in a mathematical summation (Ps. 139:14). A “Day” of Creation was a 360 degree compass rotation of the World. As the numbers were brought out and summed, they established a continually rotating and expanding pattern on a 360° compass. Figure 1 is a graphical representation of the pattern. The radial axis represents the sequence of “*root*” integers and the angles are referred to as the “*scope*”. *Scope* angles from 1 degree to 180 degrees represent Night, and *scope* angles 181 to 360 represent Day.

I will now describe this “function” in words. God approached His creation as if he were planting seeds in what He decided would ultimately be His Garden. Let each seed planted have a *root*, and a *scope*. Let the independent variable *root* be an element of the basis represented by the set of positive real integers (Is. 40:26). Let the seed’s dependent variable *scope*, an element of the positive real numbers, form an angle, or 'phase', measured in degrees (Prov. 8:27, “compass” as used in 2 Kings 3:9). Let the *maxscope* of Creation be constrained to 360° such that as the summed (Ps. 139:17) *scope* angle increases as a function of *root*, a full Day will be counted when the summed *scope* is greater than or equal to 360°. At that time we subtract (*scope* - 360°) to begin counting the next Day.

Beginning with the Mountain of God, that which existed before our World came into existence, let *root* = 1. This corresponds to Day 0. Let “*scope*” = 0 for this initial rigid position in the Mountain of God.

Next, God’s command of “Let there be light”, asserts *root* = 2. God divided the Light with the Word or Son, or Sword. Let the “*maxscope*” of the World be 360 degrees. This is an

arbitrary value chosen for convenience, but is perfectly suitable because like any real number 360 can be divided an infinite number of times.

Here is the operation: divide the *maxscope* by the newly asserted *root* variable to obtain the “*scope*” of that step of Creation. Since  $root = 2$  and  $maxscope = 360$ , the *scope* result is 180. Combining the *scope* with the previous *scope* gives a new *scope* of 180 degrees.

The object of this function is to obtain ordered pairs of form  $(root, scope)$  from which we may draw a graph. So far we have: (1,0) and (2,180). We graph these ordered pairs on a radial plot as we continue to increment the *root* variable and sum the resulting *scope* variables. Here are more examples:

Let  $root = 3$ . Divide  $360/3 = 120$  degrees. Add 120 to 180 = 300 degrees. Plot (3,300).

Let  $root = 4$ . Divide  $360/4 = 90$  degrees. Add 90 to 300 = 390 degrees.

Now notice that we have passed the *maxscope*, so we subtract  $390 - 360 = 30$  degrees. Plot (4,30). And with the passing of the *maxscope* of 360, we have completed our first “rotation of Creation”, or in other words the “First Day”. A few more to understand the pattern:

Let  $root = 5$ . Divide  $360/5 = 72$  degrees. Add 72 to 30 = 102 degrees. Plot (5,102).

Let  $root = 6$ . Divide  $360/6 = 60$  degrees. Add 60 to 102 = 162 degrees. Plot (6,162).

It is encouraged that the readers set up a spreadsheet and generate the Creation Function data and graph themselves. Here is the function in Excel:

$scope = IF(scope + 360/root > 360, scope + 360/root - 360, scope + 360/root)$

(For the first row, use  $root = 1$ ,  $scope = 0$  (no formula needed)

Start formula on second row and fill autoseries down to  $root = 1700$ .)

Table 1 is the shortlist of the interesting output of the function to the end of Day 7. Later in this paper, the data obtained directly from this mathematical equation will be explicitly referred to in Genesis 8 during the 3 drying phases!

## **The Creation Function is an observed ubiquitous growth construct**

Look again at Figure 1. It is a spiral. More specifically it is a logarithmic spiral. For every 360 degree rotation of this spiral, the exponential  $e$  is approximated in *root*. Now look again at Table 1. The *root* variable increases by an approximation of  $e$  with every rotation. After only 7 full rotations, i.e. the seven days of creation, the exponential is approximated to  $Day7/Day6 = 1674/616 = 2.71753$  compared to the actual 2.71828. And the more rotations calculated the closer the approximation gets! And each rotation is literally a day.

This exponential is the subject of many books and is a familiar growth construct in Nature. Every living thing that grows does so according to this function. Figures 2 and 3 are two of many many examples of this spiral. Some spirals are not so obvious, like that of any tree. Check out these books to read all about spirals (Cook, Thompson). Also there is an interesting article on spirals and fibonacci sequences in nature in the ICR publication referenced (Wilson, 2002).

One crucial feature of the logarithmic spiral is that as it grows it keeps proportion. This explains how incredibly complex organic structures can grow and continue to function. Another feature is that individual *root* variable members of the spiral get equal exposure opportunity, i.e. unique *scope* positions. This is critical during tree growth such that any leaf will have a best chance at getting sunlight exposure. This feature is also observed in atomic physics while studying electronic orbitals. Next, we will look at the ionization chart currently used in chemistry to see these phenomena up close.



## The Graph of the Creation Function Resembles the Periodic Table

Figure 4 is the graph of the ionization energies of the elements from the periodic table of the elements (CRC Handbook, 2001). What is plotted is the amount of energy it takes to remove an electron from its orbital. This has to do with the exposure an electron has to the atom's nucleus. More exposure to the nucleus means that electron is harder to remove from the atom. Obviously the idea here, much like a leaf on a tree, is that the correct amount of exposure is critical. So in the case of the atom, a logarithmic spiral should be able to keep the electrons in order around a nucleus as an atom gains/loses energy. Is Figure 4 a spiral? If you said yes, you would be mostly correct. Figure 5 is the Figure 1 spiral redrawn on an x-y plot. The *root* variable is on the horizontal x-axis and the *scope* is on the vertical y-axis. The two graphs look very similar until  $root = 19$ . There is a reason for this, but we will have pick up this conversation later while we look at some related evidence that the order of the periodic table of the elements is consistent with the order of Creation and therefore the Creation Function.

## The order of Creation is consistent with the Periodic Table

We will compare the Creation Story with the periodic table. Notice how the Z-numbers of the elements correspond to the respective root numbers in Table 1.

Day 1, the Creation of Day and Night

$$root = 1, 2, (3)$$

$Z = 1$ , Hydrogen, is Element 1

$Z = 2$ , Helium, is Element 2

The current "Sun" uses the Hydrogen and Helium ultimately derived from this location in space-time.

Day 2, the Creation of the Firmament

*root* = (3) to 10

Z = 6, Carbon, is essential for life

Z = 7, Nitrogen, is 78% of our atmosphere

Z = 8, Oxygen, is 21% of our atmosphere

The first 10 elements: commonly referred to as the “organic chemist’s periodic table.

NIGHT 3, the Creation of Earth, *root* = 11 to 18

Z=11: **Sodium:** The sixth most abundant metal of earth.

Z=12: **Magnesium:** The seventh most abundant metal of earth

Z=13: **Aluminum:** The third most abundant metal of earth.

Z=14: **Silicon:** The second most abundant (semi)metal of earth.

Z=15: **Phosphorus:** An abundant non-metal of earth.

Z=16: **Sulfur:** An abundant non-metal of earth

Z=17: **Chlorine:** An abundant non-metal of earth.

Z=18: **Argon:** The end of the 3rd period of the periodic table

DAY 3, Creation of Earth, *root* 19 to 30

Z=19: **Potassium:** The eighth most abundant metal of earth.

Z=20: **Calcium:** The fifth most abundant metal of earth

Z=22: **Titanium:** An abundant metal of earth.

Z=23: **Vanadium:** An abundant metal of earth.

Z=24: **Chromium:** An abundant metal of earth

Z=25: **Manganese:** An abundant metal of earth.

Z=26: **Iron:** The fourth most abundant metal of earth.

Z=27: **Cobalt:** An abundant metal of earth.

Z=28: **Nickel:** An abundant metal of earth

Z=29: **Copper:** An abundant metal of earth

Z=30: **Zinc:** An abundant metal of earth

In Figure 6, notice how the abundances (CRC Handbook) of Elements in the Earth Crust drop off after Z=30. Therefore, this is evidence that the Earth “proper” was finished on the 3<sup>rd</sup> Day, complete with dry land, seas, and plants, because the Genesis account goes on to talk about the 4<sup>th</sup> Day being that during which the lights in the sky were created; namely the Great Light, the Lesser Light, and Stars.

## **The Fall of Man: The World is Changed**

### **The Book of Daniel Describes the effect the Fall had on Creation**

Daniel and the Hebrew children were men of God and of science (Dan. 1:4). Therefore, to use Daniel’s visions in this spiritual/scientific context is correct. Also, I supplement this information with scripture from the prophets Job and Isaiah.

*Dan. 2:31 Thou, O king, sawest, and behold a great image. This great image, whose brightness was excellent, stood before thee; and the form thereof was terrible. 32This image's head was of fine gold, his breast and his arms of silver, his belly and his thighs of brass, 33His legs of iron, his feet part of iron and part of clay. 34Thou sawest till that a stone was cut out without hands, which smote the image upon his feet that were of iron and clay, and brake them to pieces. 35Then was the iron, the clay, the brass, the silver, and the gold, broken to pieces together, and became like the chaff of the summer threshingfloors; and the wind carried them away, that no place was found for them: and the stone that smote the image became a great mountain, and filled the whole earth.*

*Dan. 2:45 Forasmuch as thou sawest that the stone was cut out of the mountain without hands, and that it brake in pieces the iron, the brass, the clay, the silver, and the gold; the great God hath made known to the king what shall come to pass hereafter: and the dream is certain, and the interpretation thereof sure.*

*Dan. 3:1 Nebuchadnezzar the king made an image of gold, whose height was threescore cubits, and the breadth thereof six cubits: he set it up in the plain of Dura, in the province of Babylon.*

*Job 38:4 Where wast thou when I laid the foundations of the earth? declare, if thou hast understanding. 5Who hath laid the measures thereof, if thou knowest? or who hath stretched the line upon it? 6Whereupon are the foundations thereof fastened? or who laid the corner stone thereof;*

*Is. 24:1 Behold, the LORD maketh the earth empty, and maketh it waste, and turneth it upside down, and scattereth abroad the inhabitants thereof. 3The land shall be utterly emptied, and utterly spoiled: for the LORD hath spoken this word. 4The earth mourneth and fadeth away, the world languisheth and fadeth away, the haughty people of the earth do languish.*

*Is. 24:19 The earth is utterly broken down, the earth is clean dissolved, the earth is moved exceedingly. 20The earth shall reel to and fro like a drunkard, and shall be removed like a cottage; and the transgression thereof shall be heavy upon it; and it shall fall, and not rise again.*

Nebuchadnezzar builds a false image of a man of gold for people to worship. This image has a height of 60 and a width of 6. Oddly, no length dimension is given. Therefore, this is a two-dimensional object. Daniel interprets the dream that described what happens to this image.

The Daniel Image Story:

The Stone from Mountain of God is cut out without hands.

The Stone hits foot of iron/clay

Since shin is iron, and toes are iron/clay, the stone hits in a strategic spot between iron and clay.

The Image falls on the floor.

The Image shatters, no place is found for the image.

The Stone fills the Earth.

The Earth is turned upside down (rotated 180°)

As the parts of the image are broken together, they are caught up in a wind.

## **The Book of Daniel Correctly Describes the Distances Between 8 Elements in Order**

Webster's Definition of "Clay": *"an earthy material that is plastic when moist but hard when fired, that is composed mainly of fine particles of hydrous aluminum silicates and other minerals, and that is used for brick, tile, and pottery"*.

The elements of the Daniel Story are listed in Table 2. The Z-number for Gold is 79. The image is 60 high. Subtract  $79 - 60 = 19$ . The Z-number for potassium is 19. The Z-numbers for aluminum and silica are 13 and 14, respectively are combined to form clay. Subtract  $19 - 13 = 6$ . That would put the clay toes at the end of the “size 6” foot of the image. The “heel” of the image therefore would be Z-number 19, potassium. This is where the stone hits and breaks the image. There are two substances named in the prophecy that combine two elements to make one. Those are copper + zinc = brass, and aluminum + silica = clay. It is interesting to note that there are two elements in this image’s height range that do not exist naturally, those are  $Z = 43,61$ .

This one passage of the Holy Bible proves by itself that the Bible correctly describes the World. Let’s say that there are approximately 100 elements. The Bible has just correctly described 8 of them in order. The probability of 8 matches (in order) out of 100 possible is  $1:7,503,063,898,176,000$ . *Lotto is only 5 matches (any order) out of 46 possible.* But this is not the whole story and this paper will continue to produce evidence just as “hard-hitting” to increase this already absurd probability.

## **The Book of Daniel Correctly Describes the Current Disposition of the Earth**

The image falls, breaks and it is scattered (dissolved). The Earth is turned upside down. The standing image implies that the elements were once in order. Once hit with a stone on the foot, the image breaks (together) into pieces on a floor. The pieces are caught up into a wind. The stone fills the Earth. Let’s return to our ionization chart and spiral graph to see how the elements are now “broken together” and caught up into a “wind”.

Take the x-y plot of the spiral graph, Figure 5, and draw a line between *root* 18 and *root* 19. Circle roots 19 through 30. Recall this we identified earlier as the Earth during Day 3. Notice which *root* numbers from 1 to 19 fall on the “Day” sides of Creation, i.e. *scopes* 180 to

360 degrees. Look at the corresponding elements on the ionization chart how they go up and down the full y-axis until  $root = 19$  where the pattern breaks. Now take the circled portion of the spiral graph and move the whole thing down 180 degrees. You have just turned the Earth upside down. Now compare the modified spiral graph to the ion chart and see how they match the following Biblical description:

#### Daniel Image Story

Stone from Mountain of God is cut out without hands.

Stone hits foot of Iron/Clay

Since shin is iron, and toes are iron/clay, the stone hits in a strategic spot between iron and clay ( $root = 19, Z = 19$ )

Image falls.

Image shatters.

Stone fills the Earth.

Earth is turned upside down (rotated  $180^\circ$ )

The parts of the image are broken together, caught in wind.

Also, there is another aspect of the comparison between the two graphs. Did you notice how there were 3 elements in Day 1 of the spiral graph, but only two corresponding elements on the ion chart? This subtlety is explained in the Daniel Image Story...can you find it? The very first data point (0,0) is the Stone, and it is displaced 180 degrees from 0 degrees. That makes a chain reaction to  $root = 18$ . It disturbs the Originally perfect spiral and causes it to “shatter”. The break point is at  $root = 19$ . Figure 4 shows the aftermath. No longer do all of the “elements” have equal exposure to the nucleus, and are therefore vulnerable to ionization and change.

# **The Flood Caused by the Fall of Man: The World is Changed Drastically**

## **Numerical Information Given in the Flood Story Gives the Length of the Solar Year.**

The Flood described in Genesis was a Worldwide (cosmic) event that we will prove the same way as we proved the periodic table. We will use the dimensions of the Ark (spatial) and the calendar (time) given relative to Noah's age to expand the 6 active Days of Creation that have already identified and quantified systematically using the Creation Function.

The ark was 300 long, 50 wide and 30 tall. It was sitting on the surface of the Earth with fallen man. Therefore, we will place the door of the ark on the starboard side, facing East at  $root = 300$ , which is in the 6<sup>th</sup> day of Creation. A little later, we will prove that this is in fact the correct position. The port side bulkhead (wall) opposite the door is at  $root = 350$ . Up to this point in scripture, the only directions mentioned are East and West. Since the daily flow of the World up to this point was East to West, we will set up the ark to receive an East to West flow. The 300 length of the ark will be built into what will become the new North-South direction.

Noah received ark design details on 1/1/600. We are going to use the same convention as the Bible by using the life of a man, Noah, to describe this event in time. The Bible says in Hebrews 11 that Noah "moved with haste" to build the ark because he did not know when it was coming, or how long the Flood would last. On 2/10/600, Noah received the "seven-day warning". This is day 40 of that year. Noah and family worked 40 days on the ark, just like God and family worked 6 days on Creation. Therefore, the ark was finished enough for God to begin the process of loading 6 days of Creation onto the ark. On the 47th day (2/17/600) the Flood began, and the waters rose to bear up the ark.

At least eight people worked on the Ark. We will show that the ark construction was possible for 8 people within 46 days. The idea is that the ark will convert one Day (a “rotation of Creation”) into our current solar year. And the individual 46-day contributions of the 8 family members added to make our current year. First let’s see if this adds up:  $8 * 45.7 = 365$ . Recall that port side of the ark was at  $root = 350$ . We will put the water-line of the ark at 15 from the bottom of the ark takes us to  $root = 365$  (Gen. 7:20). Now let’s check to see if this works.

Using available resources to build the ark, we know that there is from  $root = 365$  to  $root = 616$ , East to West, to use as building material. The material will be taken from the East/West and built into the North/South direction (Job 26:7). I will be Noah (just one of the eight) and use my faith to build one day. Noah could pull  $616 - 365 = 251$  trees per day. With 251 pennies, anyone can build a simple, single frame structure of the ark that is 30 high, 50 wide and has a roof, three floors and a single window space at the top. That is  $30 + 30 + (4 * 48) - 1$  (window) = 251 pennies. Understanding the relativistic (personal) nature of the Creation coupled with the fact that each of the eight had access to a day’s materials at  $root = 365$ , each of the eight could build a 1 cubit frame of ark per day.

The ark builders literally “knitted” the Original Creation to that which exists in our time. An exact example in nature is the spider web. Watch a spider build a web. The web is built from established beams across an “empty space” (Job 26:7). It starts with a single thread, and another and another. You will see all eight legs working together knitting the web in a spiral pattern. The individual silk spirals are pulled up and fastened together taut with silk that the spider provides. If you continue to observe the spider over the course of days after the web is initially built, you will notice that it repairs the web daily in the same fashion.

Also, there was no “heavy lifting” of gopher wood (Eccl. 11:3). They took the gopher wood as it came towards the North or South. Work and sweat existed (Gen. 3:19), but work by faith is done with God’s Help (all-knowing, wise = pulley). From  $root = 365$ , visualize one penny “falls” 15 to  $root = 350$ , and the next penny is “raised” 15 to  $root = 380$ . In other words,



since the frame is mostly a mirror image top to bottom, Noah could roll one penny onto the down-going basket and roll the next onto the up-going. The counter-balancing of the loads made little to no effort for him (or his wife) to move the logs to their new positions in (what we will learn) *time* or height in the ark. There are much more details regarding the actual ark construction, but they will have to wait for another paper. I simply want to establish now that the ark was completed within 46 Days, and one can account for the time and materials using the Creation Function. Now, we are ready to confirm the Creation Function is true.

## **The Numerical Information in the Flood Story is used to Confirm the Creation Function.**

Even though the Creation Function was derived explicitly from various textual passages in scripture, we want to show that the data obtained from the function is also numerically confirmed by the Bible. I said in the abstract that 3 half-days of Creation were handled separately during the drying phases of the Flood. I am going to start with that which was loaded onto the ark first, i.e. at  $root = 300$ .

According to the creation function, night 6 starts at  $root = 226$ . So to load item 299 – 227 is to load 73 items onto the ark. These 73 items were dried and redistributed (reconstituted) during the first drying phase stated in Genesis 8:3 – 5. This North/South phase was from 7/17/600 until 10/01/600 which is 73 days.

According to the creation function, day 5 (the day half) starts at  $root = 137$ . So to load item 226 – 137 is to load 90 items onto the ark. These 90 items were dried and redistributed (reconstituted) during the second drying phase stated in Genesis 8:13. This East/West phase was from 10/01/600 until 1/01/601 which is 90 days.

According to the creation function, night 5 (the night half) starts at  $root = 83$ . So to load item 136 – 83 is to load 54 items onto the ark. But 57 items were dried and redistributed (reconstituted) during the third drying phase stated in Genesis 8:14. This phase was from

1/01/601 through 2/27/601 which is 57 days. Where are the three missing items you ask? Daniel said the false image was from  $root = 79$  to  $root = 19$ , with the head being  $root = 79$ . The false image of man was not aboard the ark, but immediately outside (Noah saw it. Gen 8:13). That leaves items 82, 81, 80 free to go aboard the ark. These three items are literally the thickness of the door. Item 82 is inside pitch, 81 is gopher wood, and 80 is outside pitch. The images head at  $root = 79$  was caught at the door of the ark and cut by the Sword. This fact is beyond the scope of this article, but the literal construct that shut the door of the ark was the Hand of God, Law, which is the Word, which is the Son, who is the Sword. Now read the description of the Beast in Rev. 13:3.

### **The Numerical Information in the Flood Story is Used to Obtain the Weight of the Atom.**

We have proven that the starboard side of the ark was at  $root = 300$ . According to the Creation Function, the beginning of Night 6 is  $root = 226$ , and the beginning of Day 6 is  $root = 373$ . Notice how  $root = 300$  is exactly in the middle of Night 6. The ark is 50 wide, so the port side bulkhead would be at  $root = 350$ . The Bible says that during the Flood the water was 15 higher than the highest mountain. Since the ark “went upon the waters” and eventually landed aground on Ararat, we will put the ultimate waterline of the ark at 15 of the 30 height.

Therefore, as the waters increased around the ark, they rose to the ark’s waterline, 15 above the bottom of the hull of the port side. This waterline position would therefore be  $root = 365$ . The stated volume of the ark is  $(300 * 50 * 30) = 450,000$ . The displaced volume of the ark using a waterline at 15 is given by multiplying its dimensions  $(300 * 50 * 15 \text{ waterline}) = 225,000$ . Using Archimedes’s Principle, The full ark weighs the same as 225,000 Flood particles. Dividing  $225,000/365 = 616$  which is the size of the six full days of Creation to be loaded. Recall  $root = 616$  is the end of day 6, the end of the active Creation. Therefore, God literally weighed the ark with the Flood. This is where gravity is established. If we consider the

“waters” as quantum particles and attribute them each with Planck’s Length, we get an interesting result.

In physics there is a set of “universal constants” that are considered “natural”. Some are listed in Table 3, and they are used with the Planck’s Length equation to obtain a value of mass that coincides with the quantum value of  $365\lambda_p$  or 365 Planck’s lengths (Thornton, 535). This new length corresponds to energy in MeV and thus mass in  $\text{MeV}/c^2$ . If we take this mass and divide by the  $c^2$  scalar  $299,792,458^2$ , we obtain the mass commonly known as “1 amu” or “1 atomic mass unit”, which corresponds to the masses of the proton and neutron, and thus the Periodic Table of the Elements. Therefore, during the pre-flood era, the velocity of light was unity. Next, will use more data from the Flood to describe the expansion of the World, and how the velocity of light changed to its current value.

## **The Order of Events During the Flood Knit a Space-Time Structure: Creation is Expanded**

The Bible says that it rained for 40 Days and 40 Nights. Notice how throughout the Bible Days and Nights are counted separately. The Flood “waters” came from two sources: the fountains of the deep (the waters below) and the windows of Heaven (the waters above). This addition of waters to the World, such that the ark is weighed and lifted means that work was done by God on the ark. And when God does work, as in the Creation, it is permanent. The time (*root, days, nights*) is permanent and the space (*scope*) is permanent. Recall that the Earth had one Day and Night of waters below already located in the First Day,  $root = 1,2$ . Therefore, 39 days and nights of waters were added below to make a 40 day and night Flood. This means the Creation had been literally expanded during the Flood. Is there any scientific evidence? Recall that the Creation grows in a spiral fashion, and that that spiral grows exponentially. And each rotation of Creation is a Day, and each Day increases *root* by the exponential factor  $e$ . So if the Creation was expanded 39 Days,  $\exp[39]$  should have some significance to us. Compare:  $c^2 =$

$299,792,458^2$ . What is  $\ln[299,792,458^2]$ ? Right, it is 39.037. The Creation was expanded 39 orders of natural magnitude during the Flood. That is  $c^2$  was increased from unity to  $299,792,458^2$ . But that's not even the whole story.

## There Were Three Drying Phases During the Flood

The Bible says that the waters were upon the Earth for 150 Days. We are going to use the Noah calendar again to account for this time. The Flood began on 2/17/600. The waters were upon the Earth until 7/17/600 when the ark rested at the top of the highest mountain, Ararat.

God begins to dry the Earth. This drying is the opposite of “wetting”. Therefore, God is moving *backwards in time* to dry the Earth. The first drying phase was the North/South Phase. This phase occurred from 7/17/600 to 10/1/600 which is 73 Days. This phase dried the Firmament above the N/S length of the ark, using the night 6 particles (unobservable dark particles). So we subtract:  $150 - 73 = 77$  Days. This marks where the top of the ark is located in time, Day 77. Since the ark is 30 tall, we subtract  $77 - 30 = 47$ . The hull of the ark is Day 47. The mountain-top of Ararat is Day 46. Subtract Day 46 – 40 Day Flood = 6 days of Creation. So the ark is when (where) it should be.

The next drying phase was that of the East/West. It involved the ark, and it involved the gold false image. Recall the false image is 60 tall, but fallen. Therefore, its expansion will be perpendicular to that of the ark. Since the Stone hit the image on the foot at *root* = 19, which is in the third day, and the Flood waters were upon the Earth for 150 days, the East/West Flood tops out at 153 Days. This drying phase lasted from 10/1/600 to 1/1/601, 90 days, using the light particles (observable) from day 5. We subtract  $153 - 90 =$  Day 63. And since the image is 60 tall, the top of the head is at Day 63. The broken foot (actually now a tail, Rev. 12:3) starts at Day 3 (*root* = 19). The post-Flood image stretches from Day 3 to Day 63. Therefore its “tail” is

wrapped around 1/3 of the stars (Day 4 objects). To give a clue as to the nature of this false image, read Gen 8:13. On 1/1/601 Noah looked and the Earth was dry. But the Earth was not dry until God said it was on 2/27/601. What Noah saw (an observable) on 1/1/601 was a false image.

The Flood story is one of many examples in the Bible of what is commonly referred to as relativistic time. *Permanent Time* is that which God has put into our World. It is like “territory”. We occupy a place in permanent time as well as occupy our observable spacetime. The discussion of the different types of time in Creation is beyond the focus of this paper.

Now we will discuss a little more about Noah’s perspective aboard the ark. Noah starts at the top window of the ark at Day 77 in permanent time. He releases two birds. The white bird returns having found no rest. The black bird does not return, but flies “to and fro”. Noah waits 7 Days. Subtract  $77 - 7 = \text{Day } 70$ . He sends out another white bird from the door at Day 70 and it returns in the evening with the olive leaf. He waits 7 days. Subtract  $70 - 7 = 63$ . He sends out another white bird that doesn’t return. The ark has 3 levels. The top level is Day 77 to Day 70. The middle level is Day 70 to Day 63. The Lower level is from Day 63 to Day 47. There is one last drying phase that occurred from 1/1/601 to 2/27/601, 57 days. This phase dried the ark itself, in conjunction with the work of the white bird (Holy Spirit, God). These are the unobservable particles from night 5. We subtract from the top of the ark: Day 77 – (14 Days Holy Spirit Work) = Day 63. Then Day 63 – 57 = Day 6 back to where we started. It is interesting to recall that the black and white birds were created on the 5<sup>th</sup> Day and they did that work on various dark and light particles made during Night and Day 5.

## **We can obtain the radius of the Hydrogen Atom.**

The Flood waters were quantum particles of Planck’s length (4.05E-35 meters, non-reduced) each. Since  $c = 1$  pre-Flood, they were also Planck’s time each. As we already have

discussed, the Flood increased the  $c^2$  value to  $299792458^2$ . The Flood is what gave the particle its wave-like attributes. To verify this, we check the wavelength of the energy if we do not divide by the scalar  $c^2$ . Starting at  $root = 365$  which we know is the end of night 6 (actual end is  $root = 373$ ), we expand 39 days ( $c^2$ ) from day 6.5, which gives us Day 45.5. Multiply  $\exp[45.5] * \text{Planck's Length } 4.05\text{E-}35 = 2.33\text{E-}15$  meters or 2.33 femtometers. Therefore, a half-wavelength is 1.165 fm. The observed radius of a hydrogen atom nucleus is 1.2 fm.

## **We Can Obtain the Natural Constants, h, c, G, k**

Now since the top of the ark is at Day 77 and there were originally 616 fundamental particles in creation (6 days worth), the number of quantum particles in the ark appears to have increased by roughly 70 natural orders of magnitude. Let's check: Planck's non-reduced constant is  $6.626\text{E-}34 \text{ J*s}$ . The inverse of this is  $1.509\text{E}33$ , and  $\ln[1.509\text{E}33] = 76.4$  orders of natural magnitude.  $Root = 616$  is the exact end of Day 6. Notice, however that  $\exp[6] = 403$ . So there is a correction factor; we need to know  $\ln[616] = 6.42$ . To find the increase we subtract  $76.4 - 6.4 = 70$  actual orders of magnitude difference from  $root = 616$  to the "top of the ark". And this is consistent; 70 Days = 40 Days Flood + 30 Days Ark height.

So to summarize, we obtained  $c$ -squared directly from  $(299792458^2)$  which is the flood expansion of 39 days of light added to the Original first Day of light. A good way to think of the velocity of light is the "presence" of light. We obtained Planck's Constant,  $h$  from the flood + ark + original 6 days  $(40 + 30 + 6.4) = 76.4$  and  $\exp[76.4] = h^{-1}$ , and we used Planck's length with Planck's Constant and the velocity of light to obtain the atomic mass unit. We further confirmed that right before the Flood; the ark was weighed using Archimedes's Principle. Now using the formula in Table 3, we will obtain the gravitational constant.

$$\text{Planck's Length} = 4.05\text{E-}35 = -79.19 \text{ Days}$$

$$C^3 = -58.5 \text{ days}$$

$$H = 76.4 \text{ days}$$

Turn the crank and get  $G = 23.4$  days. The significance of this number is for another paper. It is interesting though, that the Coulomb Constant,  $k$  also covers 23 orders of natural magnitude. And these constants are exact.

$$k = 1E-7 * c^2 = (-16.1 \text{ days}) * (39 \text{ days}) = 22.9 \text{ days}$$

The ark has three levels in permanent time: Day 47, Day 63, and Day 70. There are 23 days from Day 70 to Day 47, and this is where most of the sub-atomic interactions (loading-offloading of particles) occur between the ark and the outside. Remember the dove came and went via the window at Day 77, and came and went from the door at Day 70, that time bringing a sign. Recall the top of the image after the flood is Day 63 from Drying phase 2, when Noah looked and saw the image before drying Phase 3. Spiritual significance abounds.

## Summary

A lot of ground was covered in one paper. It was necessary though to tie these minimum things together to show that this Creation Function is Biblical and is confirmed by our observations of nature. We obtained an equation from scripture. We modeled the equation and showed that it is the same pattern as the periodic table. We crosschecked this qualitatively and quantitatively with the Daniel prophecy. We coupled the Creation Function to the ark dimensional data. We double crosschecked the data output of the Creation Function with the Flood calendar. We used the numerical information from the Flood and Creation Function to weigh the ark using Archimedes's Principle. We used the data from the Creation Function with the calendar data in the Flood story to obtain the mass and nuclear radius of the Hydrogen Atom. Finally, we used the permanent time scheme resulting from the Flood data and Creation Function to do a preliminary comparison of the natural constants values. We then positioned them in Permanent Time and begin to see how they work together.

## References

Cook, T.A. (1914) *The Curves of Life*. Dover Publications, New York, 479 pp.

Thompson, D. (1961) *On Growth and Form*. Cambridge University Press, 346 pp

CRC Handbook of Chemistry and Physics (2001), 81st edition.

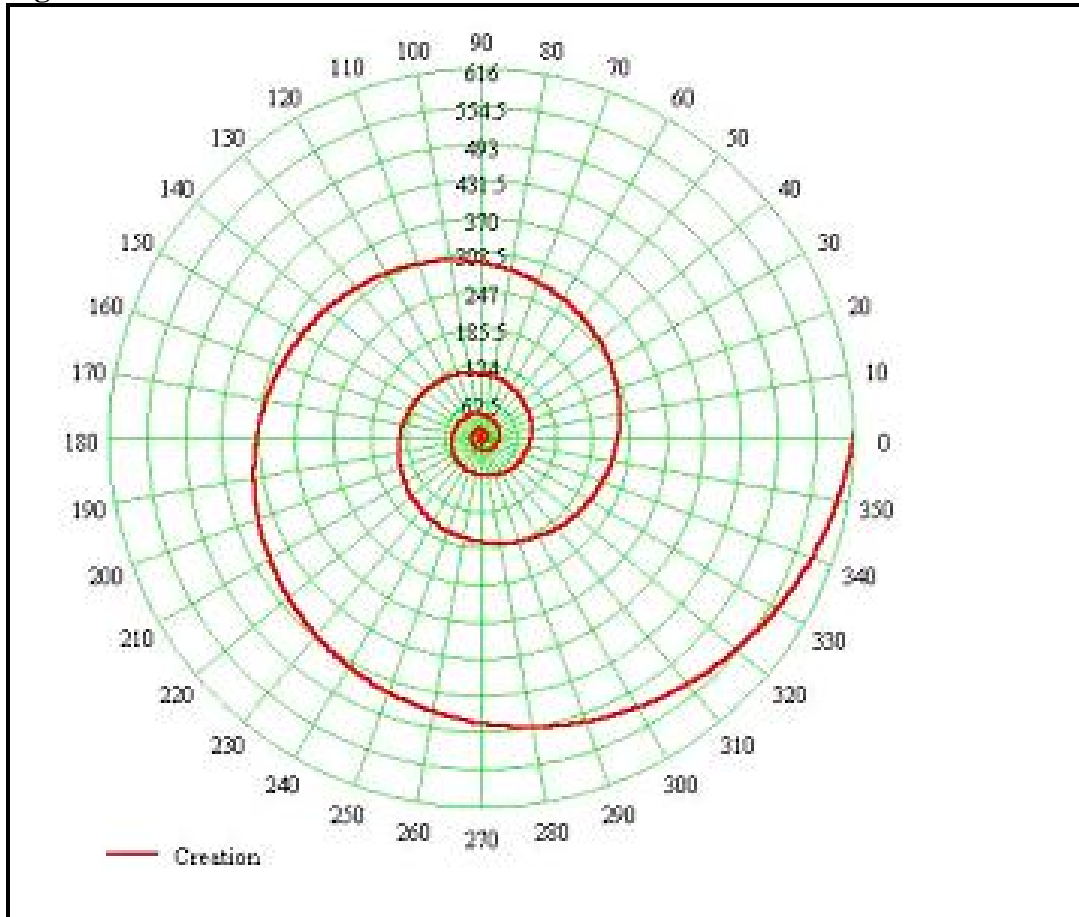
Thornton and Rex. (2002) *Modern Physics for Scientists and Engineers*. 2<sup>nd</sup> Edition.  
Brooks/Cole Publishing. 556 pp.

Wilson, Fred. (2002). *Shapes, Numbers, Patterns, and the Divine Proportion in God's Creation*.  
Impact Article #354. ICR. El Cajon, CA.



## Tables and figures

Figure 1



This is a radial Mathcad plot of 6 full days of the Creation Function. The radial axis is *root* and the polar is *scope*. Every rotation is a complete Day of Creation. Zero to 180 degrees is Night and 180 to 360 is Day. Notice the spiral ends exactly at  $root = 616$ .

**Figure 2**



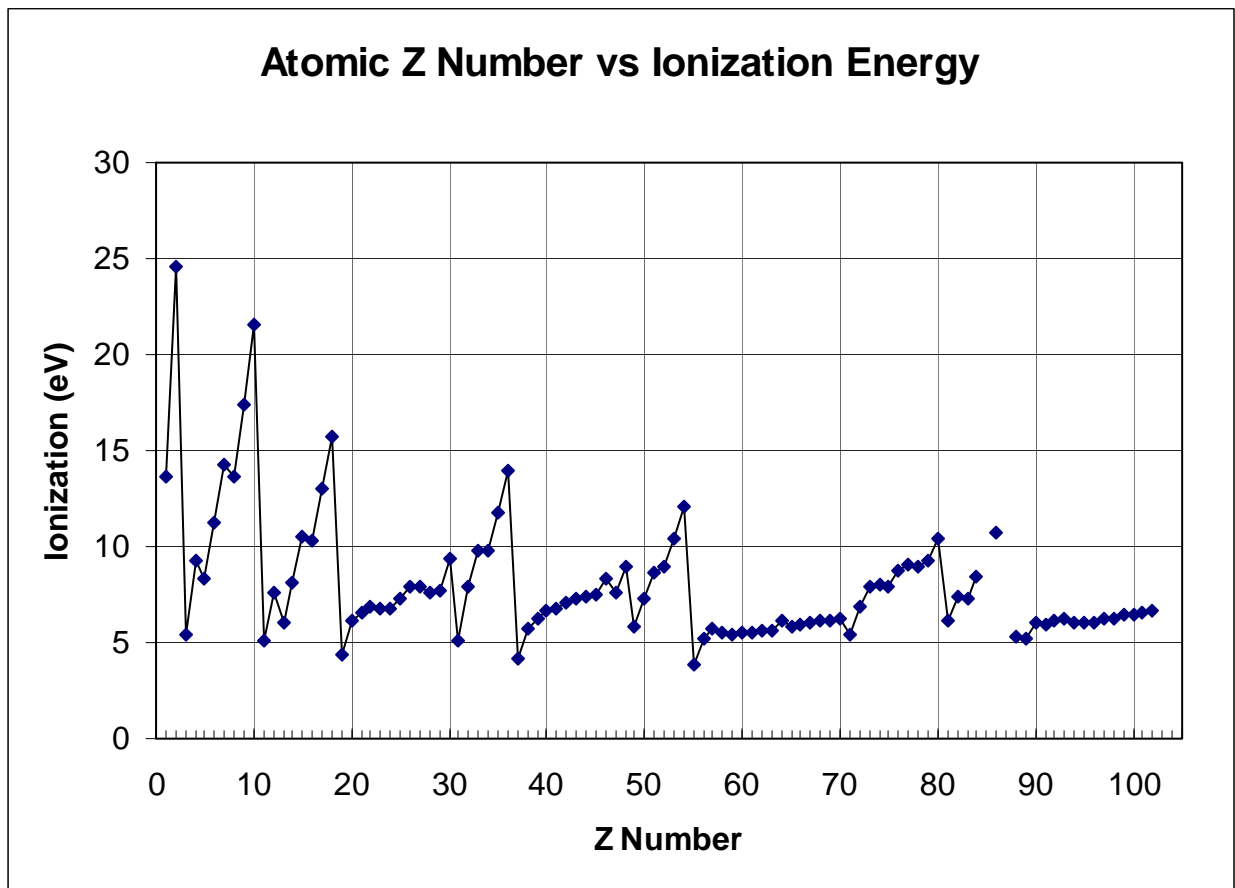
The nautilus shell exhibits the same pattern as the first 3 Days of the Creation Function. Count the days right from center. Three days = Earth. Wikipedia Photo

**Figure 3**



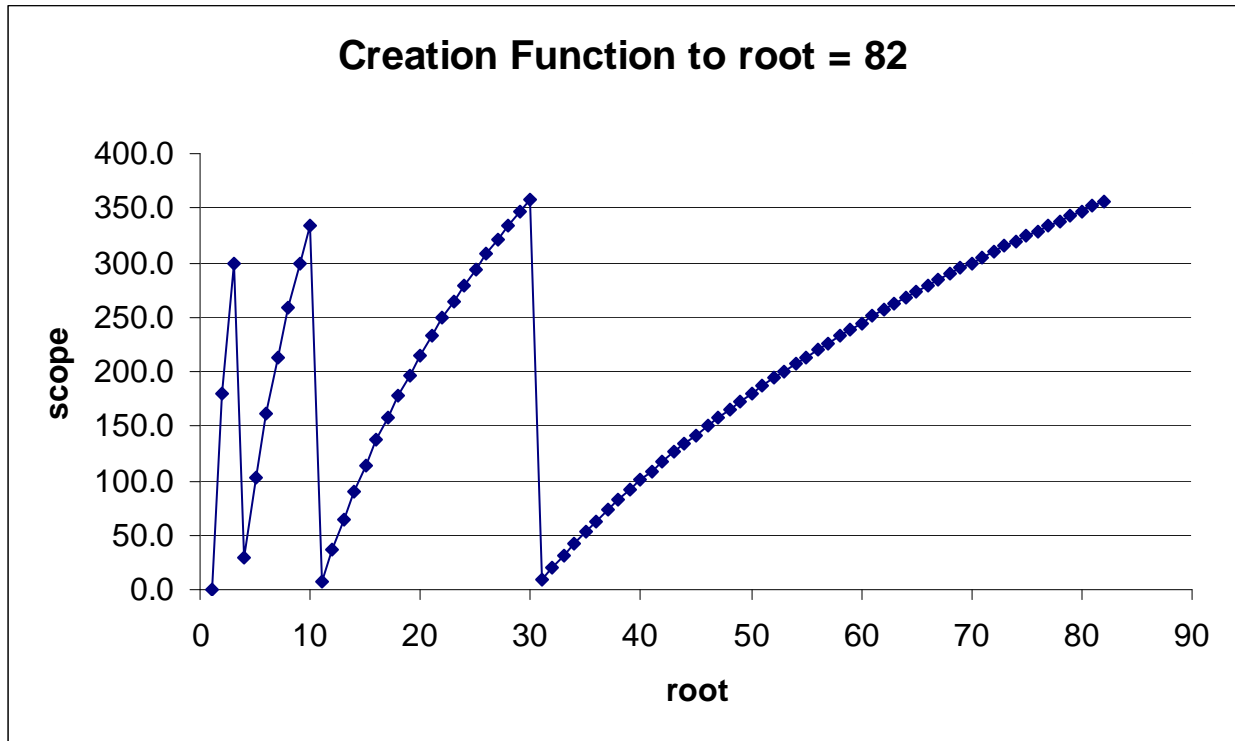
M51 Spiral Galaxy is two log spirals 180 degrees out of phase. This image exists in the past, and is part of the false image that Noah saw on 1/1/600. These galaxies are literally “snapshots” of the Flood. NASA Photo.

Figure 4



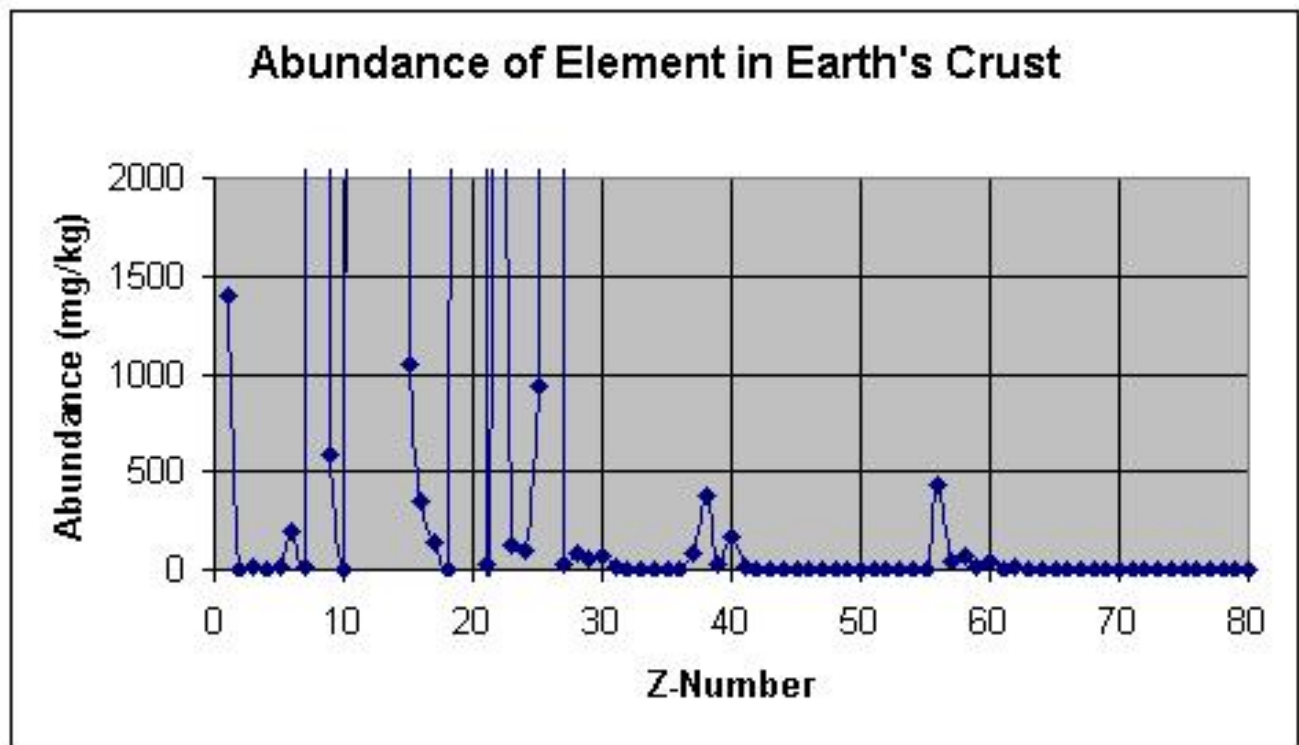
This is directly from the Periodic Table of the Elements. This charts the different nuclear exposure levels of electronic orbitals. This is a snapshot of the “health” of the Original Creation after the Stone hit and Flood ensue(s). This also is an image from the past. Notice the break at Z = 19. Note nothing over 15eV (Day) after Z = 18. Data from CRC Handbook, 2001

**Figure 5**



This is directly from the Creation Function before the Stone (at 0,0) is thrown. This is an x-y plot of the same data that was plotted in a radial fashion in Figure 1 forming the spiral. This chart plots to the end of Day 4, to *root* = 82. Starting at *root* = 1, note the similarities and differences compared to Figure 4. SCOPE = 180 degrees is the Night/Day line. This corresponds approximately to “15 eV” on Figure 4.

Figure 6



The Creation Function ends the third day of Creation at  $root = 30$ . This is when Earth “proper” was finished according to the Bible. Notice how the abundances of the elements in the Earth’s crust drop off after  $root = 30$ . Data from CRC Handbook, 2001

**Table 1**

<p><b>DAY 1: Night and Day</b>          ROOT=1: <math>360^\circ/1 = 360^\circ</math>          ROOT=2: <math>0^\circ + (360/2)^\circ = 180^\circ</math>          ROOT=3: <math>180^\circ + (360/3)^\circ = 300^\circ</math>  <b>DAY 2: Firmament</b>          ROOT=4: <math>300^\circ + (360/4)^\circ = 390^\circ</math> or <math>30^\circ</math>          ROOT=5: <math>30^\circ + (360/5)^\circ = 102^\circ</math>          ROOT=6: <math>102^\circ + (360/6)^\circ = 162^\circ</math>          ROOT=7: <math>162^\circ + (360/7)^\circ = 213^\circ</math>          ROOT=8: <math>213^\circ + (360/8)^\circ = 258^\circ</math>          ROOT=9: <math>258^\circ + (360/9)^\circ = 298^\circ</math>          ROOT=10: <math>298^\circ + (360/10)^\circ = 334^\circ</math>  <b>DAY 3: Dry Land, Seas, Plants;</b>          ROOT=11: <math>334^\circ + (360/11)^\circ = 7^\circ</math>          ROOT=18: <math>178^\circ</math> end NIGHT 3          ROOT=30: <math>358^\circ</math> end DAY 3</p>	<p><b>DAY 4: Great, Lesser Lights, Stars</b>          ROOT=31: <math>358^\circ + (360/31)^\circ = 10^\circ</math>          ROOT=50: <math>180^\circ</math> end NIGHT 4          ROOT=82: <math>356^\circ</math> end DAY 4  <b>DAY 5: Birds and Fish</b>          ROOT=83: <math>356^\circ + (360/83)^\circ = 1^\circ</math>          ROOT=136: <math>180^\circ</math> end NIGHT 5          ROOT=226: <math>360^\circ</math> end DAY 5  <b>DAY 6: Animals, Man only</b>          ROOT=227: <math>0^\circ + (360/227)^\circ = 2^\circ</math>          ROOT=372: <math>180^\circ</math> end NIGHT 6          ROOT=616: <math>360^\circ</math> end DAY 6  <b>Day 7: Heaven, Rest</b>          ROOT=617: <math>0^\circ</math>          ROOT=1014: <math>180^\circ</math> end NIGHT 7          ROOT=1673: <math>360^\circ</math> end DAY 7</p>
--	--

This is the output of the Creation Function through Day 7. Angles given are *scope* angles according to the ordered pairs mentioned (ROOT, *scope*).

**Table 2**

Element	Z- Number	Body Part of Image
Gold	79	Head
Silver	47	Breast, Arms
Brass: (Copper + Zinc)	29, 30	Belly, Thighs
Iron	26	Shin
Potassium	19	Heel
Clay (Aluminum + Silica)	13, 14	Foot, toes

This table lists the elements predicted in Daniel. The 60 height of the image is Gold to Potassium or  $Z = 79$  to  $Z = 19$ . The image width of 6 is its “foot size” from Aluminum to Potassium or  $Z = 13$  to  $Z = 19$ .

**Table 3**

Unit/symbol used	Value
Velocity of Light/ $c$	299792458 m/s
Planck’s Constant/ $h$	6.626 068 96 e-34 J*s
Gravitational Constant/ $G$	6.674 28 e-11 N*m <sup>2</sup> /kg <sup>2</sup>
Meter to eV conversion/ $\lambda_{eV}$	1.239 841 875 e-6 eV
Atomic Mass Unit/ $d$ (Observed)	931.494 028 MeV
Planck’s Length/ $\lambda_p$ using equation below*	4.05134 e-35 m
<b>Obtained Atomic Mass Unit from <math>365\lambda_p/\dot{a}</math></b>	<b>932.895 MeV</b>

$$\lambda_p = \sqrt{\frac{Gh}{c^3}} \quad \dot{a} \cong \frac{(\lambda_{eV} / 365\lambda_p)}{c^2}$$

These are some of the natural constants. This table shows how the atomic mass unit (amu) is obtained from the Creation Function datum  $root = 365$ .