

How to Join a Meeting

Meeting ID: 685-697-997

Click on the following link

<https://meet.goto.com/685697997>

You have lots of options when it comes to joining! You can use the desktop app on your Windows or Mac Computer, use a Chrome browser to join online, or even join on the go using your iOS, Android or Windows Phone device:

Download the software now (optional)



The desktop and mobile app allow you to utilize full video conference capabilities. To download, view Download GoToMeeting Now on the website or from your app store on your mobile device/tablet. Please note you do not need to download the GoToMeeting app beforehand to join the meeting.

Join from the meeting link <https://meet.goto.com/685697997>

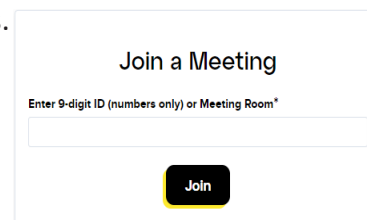
You can open this link in any web browser to automatically join the session! Once opened, you will be prompted to join from the web (using the browser-based meeting tool) or from the desktop app. *(Audio and video may not be enabled automatically – may have to be enabled manually)*

Join from the meeting ID Meeting ID: **685-697-997**

If you are on a computer, open a web browser (Chrome preferred) and go to www.gotomeeting.com/meeting/join-meeting and enter the Meeting ID. You can choose to join the meeting from a browser or from the desktop app. Use your microphone and speakers (VoIP) - a headset is recommended. *(Audio and video may not be enabled automatically – may have to be enabled manually)*. Or, call in using your telephone if you do not have microphone/speakers.

Dial +1 (646)749-3122

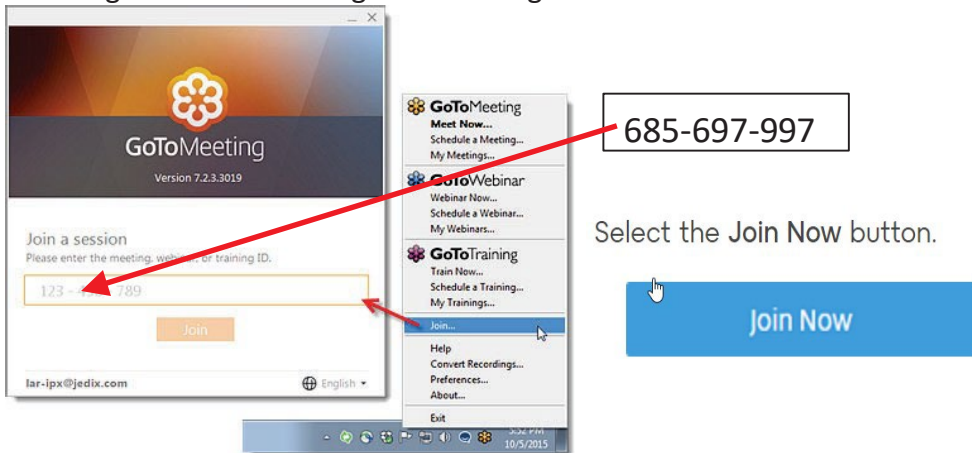
Access Code: 685-697-997



The screenshot shows a web form titled "Join a Meeting". Below the title is a text input field with the placeholder text "Enter 9-digit ID (numbers only) or Meeting Room*". Below the input field is a black button with the word "Join" in white text.

If you are on a computer and have the desktop app installed, you can also join directly by right-clicking the daisy icon

selecting **Join** and entering the Meeting ID.

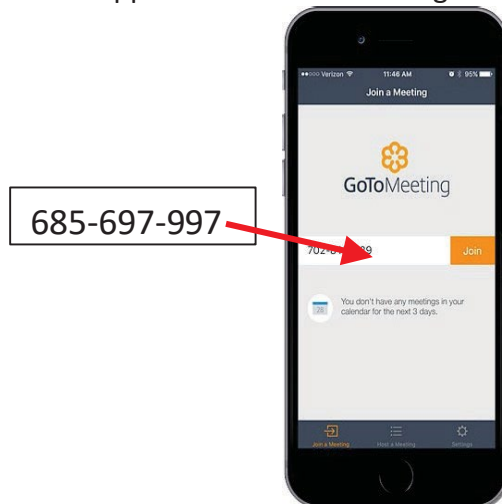


Please remember audio and video *may not* be enabled automatically – may have to be enabled manually. Or, call in using your telephone if you do not have microphone/speakers.

Dial +1 (646) 749-3122

Access Code: 685-697-997

If you are on a mobile device, first download the app for iOS, Android or Windows Phone then open the app and enter the Meeting ID



Feel free to contact the Trustee's office for assistance and a trial connection –

**** 806-748-1980****