




Wooden Flooring



Herringbone




8101

36 Pcs / 23.71Sq. Ft.

606 mm x 101 mm x 8 mm

Glue Less
Installation

GERMAN
Technology



8102

36 Pcs / 23.71Sq. Ft.

606 mm x 101 mm x 8 mm

Glue Less
Installation

GERMAN
Technology

Solutia®



8103

36 Pcs / 23.71Sq. Ft.

606 mm x 101 mm x 8 mm

Glue Less
Installation

GERMAN
Technology

Solutia®



8104

36 Pcs / 23.71Sq. Ft.

606 mm x 101 mm x 8 mm

Glue Less
Installation

GERMAN
Technology



Solutia®

8105

36 Pcs / 23.71Sq. Ft.


606 mm x 101 mm x 8 mm

Glue Less
Installation

GERMAN
Technology



Solutia®



8106

36 Pcs / 23.71Sq. Ft.


606 mm x 101 mm x 8 mm

Glue Less
Installation

GERMAN
Technology



Solutia®



8107

36 Pcs / 23.71Sq. Ft.

606 mm x 101 mm x 8 mm

Glue Less
Installation

GERMAN
Technology



8108

36 Pcs / 23.71Sq. Ft.

606 mm x 101 mm x 8 mm

Glue Less
Installation

GERMAN
Technology

Glue Less
Installation








Herringbone

TECHNICAL DATA

GERMAN
Technology

| TEST | STANDARD | CHARACTERISTICS |
|-------------------------------------|-----------------|---|
| Behaviour to Abrasion | EN 13329 | IP 4000 Resolutions |
| Porosity | Graphite Test 1 | Grade 1 (Pore- Free) |
| Resistant to glowing cigarette ash | EN 13329 | Degree 5: No Visible Changes |
| Fire Classification | DIN 4102 | Flame Retardant-B1 |
| Ignibility | DIN 51960 | Does Not Ignite Easily |
| Indentation Test | EN 13329 | Residual Indentation 0.0 MM |
| Chair Castor Test | EN 13329 | No Negative changes when using Soft wheels castor |
| Simulated Pushing of Furniture Leg. | EN 13329 | No Visible Damage |
| Thickness Swelling Test | EN 13329 | < 18 % Swelling |

TECHNICAL SPECIFICATION

| | | |
|---------------------|--|---|
| Top Surface | Melamine Impregnated Decorative Film. Protected by Aluminum Oxide Abrasive Overlay. | RECOMMENDED INSTALLATION & MAINTENANCE Solutia Wooden Flooring is ideal for laying on any smooth, dry and hard surface like timber and concrete . However, due care must be taken to ensure that the sub floor is completely free from any moisture, oil, grease, dirt and other impurities. Sub floor must be clean, dry, smooth, and levelled. The job of installation must only be carried out by a trained and experienced floor contractor. Chair protector are recommended under office chairs to maintain aesthetic value. It is recommended to use an entrance mat to trap outside dust from entering. Any food spills must be cleaned up immediately with a non abrasive general cleaner. Recommended Installation      |
| Bottom Surface | Balancing Film for Dimensional Stability | |
| Top Finish | European Small Emboss | |
| Thickness | 8 mm | |
| Length x Width | 606 mm x 101 mm | |
| Box Packing | 36 Pcs / 23.71 Sq. Ft.- A & B Together | |
| Fit For Use Grading | Commercial | |
| Installation Method | Glue less installation with Single Click & Painted V- Groove | |
| Application |  | |
| Features |  | |

Channal Partner's



Mumbai



Maharashtra



Delhi



Karnataka



Kolkata



Kerala



Tamilnadu



Andhra & Telangana



Madhya Pradesh



Gujarat



Chandigarh