

# HOW TO USE VANCO ONLINE

Support seasonal and year-round missions, make one-time gifts or set up recurring donations online.

The first screenshot shows the 'Make a donation' page. It features a church interior image and a 'Sunday Offering' section. The donation form includes fields for 'Amount' (set to \$20.00), 'Frequency', and 'Start Date', with an 'Add to Basket' button. The second screenshot shows the 'Payment Method' page with options for 'Credit or Debit Card' and 'Bank Account'. It includes fields for card number, exp. date, and ZIP code, and a 'Continue To Review' button. The third screenshot shows the 'Complete Your Donation' page with a 'Sunday Offering' summary (Start Date: 10/01/2020, Monthly Total: \$103.00) and a 'Payment method' section showing a credit card ending in 1111, with a 'Submit' button.

## 1 Select Your Funds and Amount

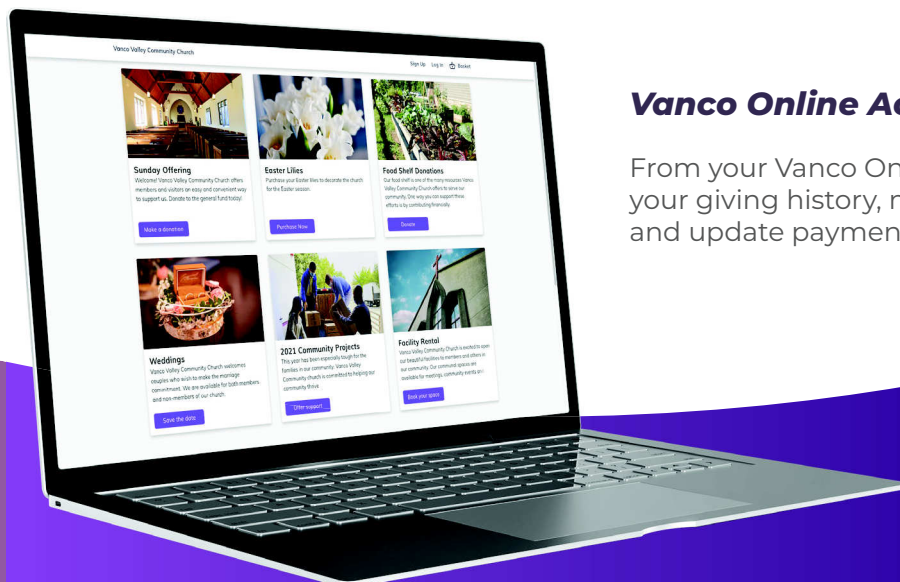
Select your fund and click the **Donate** button. Next, choose a donation amount and frequency, then proceed to payment.

## 2 Enter Payment Method

Enter your credit card, debit card or bank account information. Sign up for an account to save your information for future donations.

## 3 Complete Your Donation

Review and complete your gift by clicking Submit.



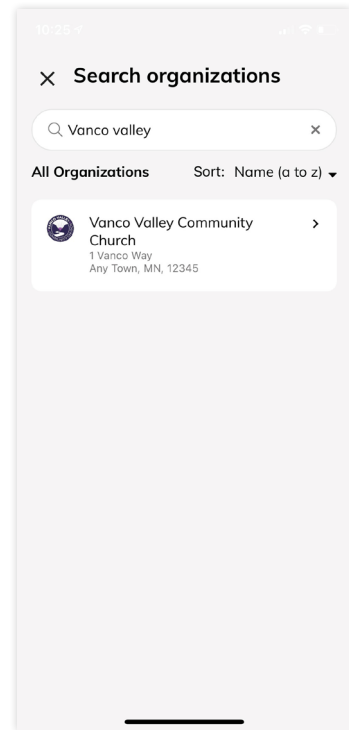
## Vanco Online Account Features

From your Vanco Online account, you can review your giving history, manage recurring donations and update payment information.

**VANCO**  
FAITH

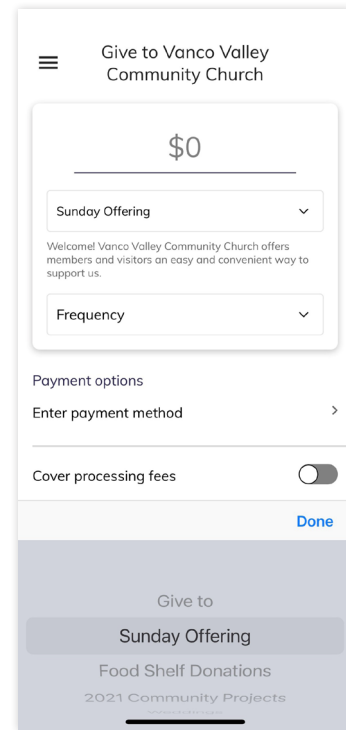
# HOW TO GIVE USING VANCO MOBILE

Support our ministries from anywhere. Go to the App Store or Google Play to download the Vanco Mobile app for free.



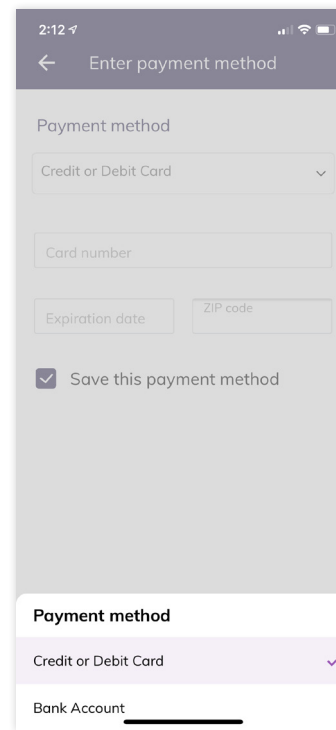
## 1. Search for Our Church

Enter our church's name or use the invite code and click **Search**. Then, select our church.



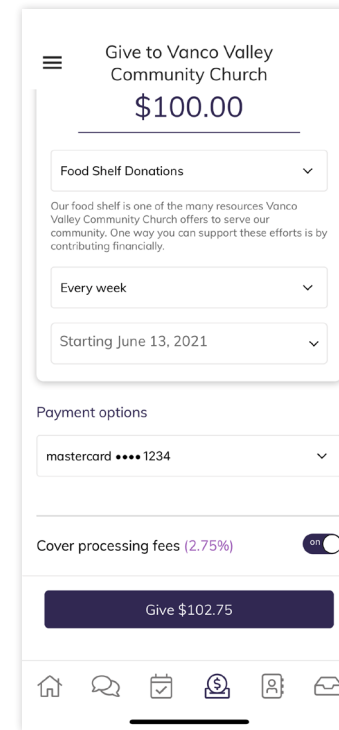
## 2. Select Your Fund and Amount

Select your fund and donation frequency, then select your payment method.



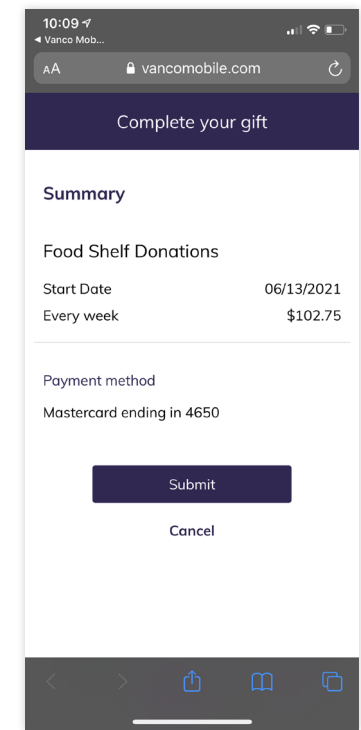
## 3. Enter Payment Method

Select a payment method and enter your credit card, debit card or bank account information. You can save this payment method for future donations.



## 4. Choose to Cover Processing Fees

You can choose to cover the donation processing fees by adding a small amount on top of your gift. Click the button to opt in.



## 5. Complete Your Donation

Review and complete your gift by clicking **Submit**.

**VANCO**  
FAITH