




ELECTRIC PUMPS FOR FLUIDS



www.meclube.com



MADE IN ITALY



Fully Italian production

MECLUBE gives to all its customers the availability of a global service, assured by a wide range of products. The excellent relation between quality/price and the respect of the delivery time make our company an ideal partner. Thanks to the high flexibility of our modalities of production we are able to establish an exceptional relation with our customers that comes true in the customization, in the colour, in the brand of the company on the standard range of our products. Our purchase cycle become complete with a speedy and qualified assistance service.

Service

Our company is able to offer to all our customers items of high quality and availability. It has a modern and innovative equipment of project, a lot of machines with a huge productive potential, a wide range of stamps, manufacturing cycles, tools, test and assembly machinery. For us of MECLUBE our customers represent the most important capital of the company. This general catalogue is made to illustrate our activity, our structures and confirm that we are real manufacturers.

PRODUCTS CATALOGUE

TRANSFER ELECTRIC PUMP "BATTERY KIT"
..... pag. 4



TRANSFER ELECTRIC PUMP "BARREL KIT"
..... pag. 6



TRANSFER ELECTRIC KIT PUMP
..... pag. 7



TRANSFER ELECTRIC PUMP "BARREL KIT"
..... pag. 9



CABINET PUMP FOR DIESEL FUEL TRANSFER
..... pag. 12



DISPENSER FOR DIESEL FUEL TRANSFER "Cabinet"
..... pag. 15



POLYETHYLENE TANK FOR DIESEL TRANSPORT
..... pag. 16



BATTERY ELECTRIC PUMP FOR DIESEL FUEL
..... pag. 18



ELECTRIC PUMP FOR DIESEL FUEL
..... pag. 19



ELECTRIC PUMP FOR OILS AND LUBRICANTS
..... pag. 23



MECHANICAL VOLUMETRIC FLOW METER
..... pag. 24



DIGITAL FLOW METER
..... pag. 25



MANUAL DISPENSING NOZZLE FOR FUEL TRANSFER
..... pag. 26



WATER SEPARATING DELIVERY FILTER
..... pag. 28



KIT SUCTION HOSE FOR DIESEL FUEL
..... pag. 29



ANTISTATIC RUBBER HOSE FOR DIESEL FUEL
..... pag. 30



ACCESSORIES AND CONNECTIONS FOR HOSES
..... pag. 31



HOSE REELS FOR DIESEL FUEL
..... pag. 32



OIL AND DIESEL FUEL MANUAL PUMPS
..... pag. 36



JERRY CANS FOR FUEL TRANSFER
..... pag. 37



ELECTRIC KIT PUMPS FOR AdBlue®
..... pag. 38



TROLLEY FOR BARRELS
..... pag. 44



AdBlue® CABINET ELECTRIC PUMPS
..... pag. 45



POLYETHYLENE TANK FOR AdBlue® TRANSPORT
..... pag. 46



ELECTRIC DIAPHRAGM PUMPS FOR AdBlue®
..... pag. 48



AIR-OPERATED DOUBLE DIAPHRAGM PUMPS
..... pag. 49



FLOW METER IN-LINE FOR AdBlue®
..... pag. 52



MANUAL DISPENSING NOZZLES FOR AdBlue®
..... pag. 52



CONNECTIONS FOR AdBlue®
..... pag. 53



SUCTION HOSE FOR AdBlue®
..... pag. 54



HAND PUMPS FOR AdBlue® TRANSFER
..... pag. 55



HOSE REELS FOR AdBlue®
..... pag. 56



FLOW METER IN-LINE FOR FOODSTUFF
..... pag. 60



MANUAL PLASTIC NOZZLE FOR FOODSTUFF
..... pag. 60



STAINLESS STEEL MANUAL PUMP
..... pag. 61



TROLLEY FOR PLASTIC DRUMS
..... pag. 61





TRANSFER ELECTRIC KIT PUMPS FOR DIESEL FUEL

Portable diesel fuel transferring kit with 12V or 24V DC electric pump. It is useful when the distribution or the diesel fuel transferring are required, but only when the electric power supply of a battery is available.



Art. 090-5025-000

Transfer electric Kit pump 12V 45 l/min "Battery kit"

COMPOSED BY:

- Art. 091-5080-045 12V Pump - power cable (sec. 2,5 mmq, mt. 2 long) with pincers and fuse carrier
- Art. 908-0516-040 Connection hose ø 20 mm, 4 m long conn. M-M 1"
- Art. 095-5440-020 Suction hose ø 25 mm, 2 m long M 1"
- Art. 093-5200-000 Alluminium hand-nozzle MC80



Art. 090-5026-000

Transfer electric Kit pump 24V 45 l/min "Battery kit"

COMPOSED BY:

- Art. 091-5082-045 24V Pump - power cable (sec. 2,5 mmq, mt. 2 long) with pincers and fuse carrier
- Art. 908-0516-040 Connection hose ø 20 mm, 4 m long conn. M-M 1"
- Art. 095-5440-020 Suction hose ø 25 mm, 2 m long M 1"
- Art. 093-5200-000 Alluminium hand-nozzle MC80



Technical data	Flow rate	Voltage	Working cycle	Inlet-outlet	Duty cycle	Weight	Packaging
	l/min	V	R.P.M	BSPG	min	Kg	mm
Art. 090-5025-000	45	12	2900	F 1"-F 1"	40	8,4	390x390x220
Art. 090-5026-000	45	24	2900	F 1"-F 1"	40	8,4	390x390x220

Diesel fuel transferring kit with 12V or 24V DC electric pump. It is useful when the distribution or the diesel fuel transferring are required, but only when the electric power supply of a battery is available.



Art. 090-5030-000

Transfer electric Kit pump from barrels 12V 45 l/min "Barrel Kit"

COMPOSED BY:

- Art. 091-5080-045 12V Pump - power cable (sec. 2,5 mmq, mt. 2 long) with pincers and fuse carrier
- Art. 908-0516-040 Connection hose ø 20 mm, 4 m long conn. M-M 1"
- Art. 095-5285-000 Telescopic suction hose M 1" l. 604<1020 mm
- Art. 095-5280-609 1" - 2" Quick coupling
- Art. 093-5200-000 Alluminium hand-nozzle MC80



Art. 090-5032-000

Transfer electric Kit pump from barrels 24V 45 l/min "Barrel Kit"

COMPOSED BY:

- Art. 091-5082-045 24V Pump - power cable (sec. 2,5 mmq, mt. 2 long) with pincers and fuse carrier
- Art. 908-0516-040 Connection hose ø 20 mm, 4 m long conn. M-M 1"
- Art. 095-5285-000 Telescopic suction hose M 1" l. 604<1020 mm
- Art. 095-5280-609 1" - 2" Quick coupling
- Art. 093-5200-000 Alluminium hand-nozzle MC80



Technical data	Flow rate	Voltage	Working cycle	Inlet-outlet	Duty cycle	Weight	Packaging
	l/min	V	R.P.M	BSPG	min	Kg	mm
Art. 090-5030-000	45	12	2900	F 1"-F 1"	40	10,2	430x390x320
Art. 090-5032-000	45	24	2900	F 1"-F 1"	40	10,2	430x390x320



DISPENSERS FOR DIESEL FUEL TRANSFER

Diesel fuel transferring kit with 12V or 24V DC electric pump. It is useful when the distribution or the diesel fuel transferring are required, but only when the electric power supply of a battery is available.



Art. 090-5035-000

Transfer electric Kit pump from barrels 12V 45 l/min "Barrel Kit"

COMPOSED BY:

- Art. 091-5080-045 12V Pump - power cable (sec. 2,5 mmq, mt. 2 long) with pincers and fuse carrier
- Art. 908-0516-040 Connection hose \varnothing 20 mm, 4 m long conn. M-M 1"
- Art. 095-5285-000 Telescopic suction hose M 1" l. 604<1020 mm
- Art. 095-5280-609 1" - 2" Quick coupling
- Art. 093-5210-000 Automatic nozzle PA60

Art. 090-5036-000

Transfer electric Kit pump from barrels 24V 45 l/min "Barrel Kit"

COMPOSED BY:

- Art. 091-5082-045 24V Pump - power cable (sec. 2,5 mmq, mt. 2 long) with pincers and fuse carrier
- Art. 908-0516-040 Connection hose \varnothing 20 mm, 4 m long conn. M-M 1"
- Art. 095-5285-000 Telescopic suction hose M 1" l. 604<1020 mm
- Art. 095-5280-609 1" - 2" Quick coupling
- Art. 093-5210-000 Automatic nozzle PA60



Technical data	Flow rate	Voltage	Working cycle	Inlet-outlet	Duty cycle	Weight	Packaging
	l/min	V	R.P.M	BSPG	min	Kg	mm
Art. 090-5035-000	45	12	2900	F 1"-F 1"	40	10,8	430x390x320
Art. 090-5036-000	45	24	2900	F 1"-F 1"	40	10,8	430x390x320

TRANSFER ELECTRIC KIT PUMPS FOR DIESEL FUEL



Complete transfer kit consisting of 2 m suction pipe \varnothing 25 with valve + filter, self priming pump with vanes, equipped with 4 m delivery pipe \varnothing 20 in NBR rubber and dispensing nozzle.



Art.



090-5260-060	Transfer kit 60	230V 60 l/min	4m \varnothing 20 M1"	2m \varnothing 25 M1"	•	
090-5262-060	Transfer kit 60A	230V 60 l/min	4m \varnothing 20 M1"	2m \varnothing 25 M1"		•
090-5260-070	Transfer kit 70	230V 70 l/min	4m \varnothing 20 M1"	2m \varnothing 25 M1"	•	
090-5262-070	Transfer kit 70A	230V 70 l/min	4m \varnothing 20 M1"	2m \varnothing 25 M1"		•

Technical data	Flow rate	Voltage	Working cycle	Inlet-outlet	Duty cycle	Weight	Packaging
	l/min	V/Hz	R.P.M	BSPG	min	Kg	mm
Art. 090-5260-060	60	230/50	2800	F 1"-F 1"	Continuos	11	390x390x300
Art. 090-5262-060	60	230/50	2800	F 1"-F 1"	Continuos	11,6	390x390x300
Art. 090-5260-070	70	230/50	2800	F 1"-F 1"	Continuos	11,8	390x390x300
Art. 090-5262-070	70	230/50	2800	F 1"-F 1"	Continuos	12,4	390x390x300



TRANSFER ELECTRIC KIT PUMPS FOR DIESEL FUEL

Complete transfer kit consisting of 2 m suction pipe \varnothing 25 with valve + filter, self priming pump with vanes, equipped with 4 m delivery pipe \varnothing 25 in NBR rubber and dispensing nozzle.



Art.

090-5300-100	Transfer kit 100	230V 100 l/min	4m \varnothing 25 M1"	2m \varnothing 25 M1"	•	
090-5302-100	Transfer kit 100A	230V 100 l/min	4m \varnothing 25 M1"	2m \varnothing 25 M1"		•
090-5300-150	Transfer kit 150	230V 150 l/min	4m \varnothing 25 M1"	2m \varnothing 25 M1"	•	
090-5302-150	Transfer kit 150A	230V 150 l/min	4m \varnothing 25 M1"	2m \varnothing 25 M1"		•

Technical data	Flow rate	Voltage	Working cycle	Inlet-outlet	Duty cycle	Weight	Packaging
	l/min	V/Hz	R.P.M	BSPG	min	Kg	mm
Art. 090-5300-100	100	230/50	2800	F 1"-F 1"	S2 30	18	390x390x300
Art. 090-5302-100	100	230/50	2800	F 1"-F 1"	S2 30	18,6	390x390x300
Art. 090-5300-150	150	230/50	2800	F 1"-F 1"	S2 30	20,5	390x390x300
Art. 090-5302-150	150	230/50	2800	F 1"-F 1"	S2 30	21,1	390x390x300

Diesel fuel transferring kit for personal use. It allows the quick and safe filling of the vehicles, and also the options for measuring and recording the dispensed quantities.



Art. 090-5040-060

Transfer electric kit pump from barrels 230V 60 l/min "Barrel Kit 60"

COMPOSED BY:

- Art. 091-5095-060 Electric pump for transfer 230V 60 l/min
- Art. 092-5103-000 Mechanical flow meter 3 digits F1" 120 l/min
- Art. 908-0516-040 Connection hose \varnothing 20 mm, 4 m long conn. M-M 1"
- Art. 095-5285-000 Telescopic suction hose M 1" I. 604<1020 mm
- Art. 095-5280-609 1" - 2" Quick coupling
- Art. 093-5210-000 Automatic nozzle PA60



Technical data	Flow rate	Voltage	Working cycle	Inlet-outlet	Duty cycle	Weight	Packaging
	l/min	V/Hz	R.P.M	BSPG	min	Kg	mm
Art. 090-5040-060	60	230/50	2800	F 1"-F 1"	Continuos	15,7	490x390x220



DISPENSER FOR DIESEL FUEL TRANSFER

Diesel fuel transferring kit for personal use. It allows the quick and safe filling of the vehicles, and also the options for measuring and recording the dispensed quantities.



Art. 090-5045-060

Transfer electric kit pump from tank 230V 60 l/min "Compact 60"

COMPOSED BY:

- Art. 091-5095-060 Electric pump for transfer 230V 60 l/min
- Art. 092-5103-000 Mechanical flow meter 3 digits F1" 120 l/min
- Art. 908-0516-040 Connection hose \varnothing 20 mm, 4 m long conn. M-M 1"
- Art. 093-5210-000 Automatic nozzle PA60

Art. 090-5045-070

Transfer electric kit pump from tank 230V 70 l/min "Compact 70"

COMPOSED BY:

- Art. 091-5098-070 Electric pump for transfer 230V 70 l/min
- Art. 092-5103-000 Mechanical flow meter 3 digits F1" 120 l/min
- Art. 908-0516-040 Connection hose \varnothing 20 mm, 4 m long conn. M-M 1"
- Art. 093-5215-000 Automatic nozzle PA90

Art. 090-5045-100

Transfer electric kit pump from tank 230V 100 l/min "Compact 100"

COMPOSED BY:

- Art. 091-5100-100 Electric pump for transfer 230V 100 l/min
- Art. 092-5103-000 Mechanical flow meter 3 digits F1" 120 l/min
- Art. 908-0616-040 Connection hose \varnothing 25 mm, 4 m long conn. M-M 1"
- Art. 093-5220-000 Automatic nozzle PA120



Technical data	Flow rate	Voltage	Working cycle	Inlet-outlet	Duty cycle	Weight	Packaging
	l/min	V/Hz	R.P.M	BSPG	min	Kg	mm
Art. 090-5045-060	60	230/50	2800	F 1"-F 1"	Continuos	16,25	390x390x300
Art. 090-5045-070	70	230/50	2800	F 1"-F 1"	Continuos	17	390x390x300
Art. 090-5045-100	100	230/50	2800	F 1"-F 1"	S2 30	24	390x390x300

Diesel fuel transferring system for personal use. It allows the quick and safe filling of the vehicles, and also the options for measuring and recording the dispensed quantities.



Art. 090-5048-070

Transfer electric kit pump from tank 230V 70 l/min “Wall mec 70”

COMPOSED BY:

- Art. 091-5098-070 Electric pump for transfer 230V 70 l/min
- Art. 092-5103-000 Mechanical flow meter 3 digits F1” 120 l/min
- Art. 908-0516-040 Connection hose ø 20 mm, 4 m long conn. M-M 1”
- Art. 093-5215-000 Automatic nozzle PA90

Art. 090-5048-100

Transfer electric kit pump from tank 230V 100 l/min “Wall mec 100”

COMPOSED BY:

- Art. 091-5100-100 Electric pump for transfer 230V 100 l/min
- Art. 092-5103-000 Mechanical flow meter 3 digits F1” 120 l/min
- Art. 908-0616-040 Connection hose ø 25 mm, 4 m long conn. M-M 1”
- Art. 093-5220-000 Automatic nozzle PA120



Technical data	Flow rate	Voltage	Working cycle	Inlet-outlet	Duty cycle	Weight	Packaging
	l/min	V/Hz	R.P.M	BSPG	min	Kg	mm
Art. 090-5048-070	70	230/50	2800	F 1”-F 1”	Continuos	19,5	390x390x300
Art. 090-5048-100	100	230/50	2800	F 1”-F 1”	Continuos	26,5	390x390x300



CABINET PUMP FOR DIESEL FUEL TRANSFER

Diesel fuel transferring system for personal use. It allows the quick and safe filling of the vehicles, and also the options for measuring and recording the dispensed quantities.



Art. 090-5050-060

Cabinet pump for diesel fuel transfer 230V 60 l/min "Meclube box 60"

COMPOSED BY:

- Art. 091-5095-060 Electric pump for transfer 230V 60 l/min
- Art. 092-5103-000 Mechanical flow meter 3 digits F1" 120 l/min
- Art. 908-0516-040 Connection hose \varnothing 20 mm, 4 m long conn. M-M 1"
- Art. 093-5210-000 Automatic nozzle PA60

Art. 090-5050-070

Cabinet pump for diesel fuel transfer 230V 70 l/min "Meclube box 70"

COMPOSED BY:

- Art. 091-5098-070 Electric pump for transfer 230V 70 l/min
- Art. 092-5103-000 Mechanical flow meter 3 digits F1" 120 l/min
- Art. 908-0516-040 Connection hose \varnothing 20 mm, 4 m long conn. M-M 1"
- Art. 093-5215-000 Automatic nozzle PA90

Art. 090-5050-100

Cabinet pump for diesel fuel transfer 230V 100 l/min "Meclube box 100"

COMPOSED BY:

- Art. 091-5100-100 Electric pump for transfer 230V 100 l/min
- Art. 092-5103-000 Mechanical flow meter 3 digits F1" 120 l/min
- Art. 908-0616-040 Connection hose \varnothing 25 mm, 4 m long conn. M-M 1"
- Art. 093-5220-000 Automatic nozzle PA120



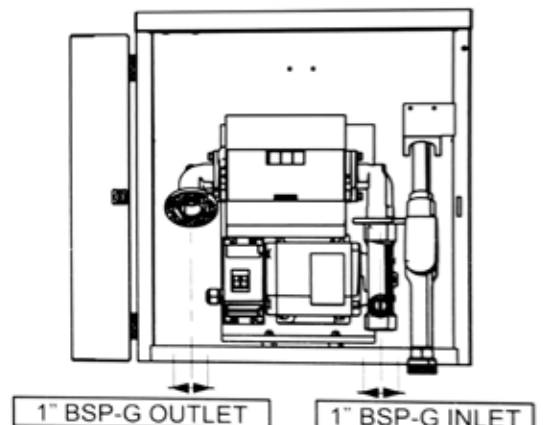
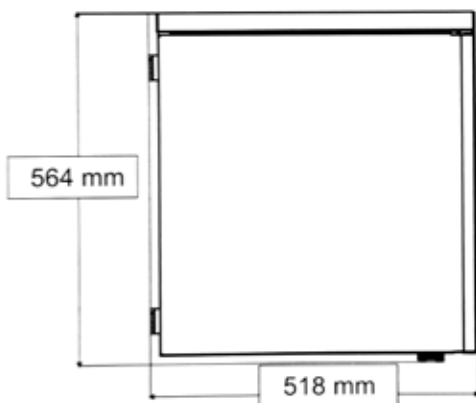
CABINET PUMP FOR DIESEL FUEL TRANSFER



Diesel fuel transferring system for personal use. It allows the quick and safe filling of the vehicles, and also the options for measuring and recording the dispensed quantities.



Technical data	Flow rate	Voltage	Working cycle	Inlet-outlet	Duty cycle	Weight	Packaging
	l/min	V/Hz	R.P.M	BSPG	min	Kg	mm
Art. 090-5050-060	60	230/50	2800	F 1"-F 1"	30	27,2	590x390x580
Art. 090-5050-070	70	230/50	2800	F 1"-F 1"	30	28	590x390x580
Art. 090-5050-100	100	230/50	2800	F 1"-F 1"	30	35	590x390x580





DISPENSER FOR DIESEL FUEL TRANSFER

Diesel fuel transferring system for personal use. It allows the quick and safe filling of the vehicles, and also the options for measuring and recording the dispensed quantities.



Art. 090-5060-060

Dispenser for diesel fuel transfer 230V 60 l/min "Cabinet 60"

COMPOSED BY:

- Art. 091-5095-060 Electric pump for transfer 230V 60 l/min
- Art. 092-5104-000 Mechanical flow meter 4 digits F1" 120 l/min
- Art. 908-0516-040 Connection hose \varnothing 20 mm, 4 m long conn. M-M 1"
- Art. 093-5210-000 Automatic nozzle PA60

Art. 090-5060-070

Dispenser for diesel fuel transfer 230V 70 l/min "Cabinet 70"

COMPOSED BY:

- Art. 091-5098-070 Electric pump for transfer 230V 70 l/min
- Art. 092-5104-000 Mechanical flow meter 4 digits F1" 120 l/min
- Art. 908-0516-040 Connection hose \varnothing 20 mm, 4 m long conn. M-M 1"
- Art. 093-5215-000 Automatic nozzle PA90

Art. 090-5060-100

Dispenser for diesel fuel transfer 230V 100 l/min "Cabinet 100"

COMPOSED BY:

- Art. 091-5100-100 Electric pump for transfer 230V 100 l/min
- Art. 092-5104-000 Mechanical flow meter 4 digits F1" 120 l/min
- Art. 908-0616-040 Connection hose \varnothing 25 mm, 4 m long conn. M-M 1"
- Art. 093-5220-000 Automatic nozzle PA120



Technical data	Flow rate	Voltage	Working cycle	Inlet-outlet	Duty cycle	Weight	Packaging
	l/min	V/Hz	R.P.M	BSPG	min	Kg	mm
Art. 090-5060-060	60	230/50	2900	F 1"-F 1"	Continuos	24	390x390x380
Art. 090-5060-070	70	230/50	2900	F 1"-F 1"	Continuos	24,8	390x390x380
Art. 090-5060-100	100	230/50	2900	F 1"-F 1"	30	31	390x390x380

Diesel fuel transferring system for personal use. It allows the quick and safe filling of the vehicles, and also the options for measuring and recording the dispensed quantities.



Art. 090-5062-060

Dispenser for diesel fuel transfer 230V 60 l/min “Dispenser 60”

COMPOSED BY:

- Art. 091-5095-060 Electric pump for transfer 230V 60 l/min
- Art. 092-5104-000 Mechanical flow meter 4 digits F1” 120 l/min
- Art. 908-0516-040 Connection hose ø 20 mm, 4 m long conn. M-M 1”
- Art. 093-5210-000 Automatic nozzle PA60

Art. 090-5062-070

Dispenser for diesel fuel transfer 230V 70 l/min “Dispenser 70”

COMPOSED BY:

- Art. 091-5098-070 Electric pump for transfer 230V 70 l/min
- Art. 092-5104-000 Mechanical flow meter 4 digits F1” 120 l/min
- Art. 908-0516-040 Connection hose ø 20 mm, 4 m long conn. M-M 1”
- Art. 093-5215-000 Automatic nozzle PA90

Art. 090-5062-100

Dispenser for diesel fuel transfer 230V 100 l/min “Dispenser 100”

COMPOSED BY:

- Art. 091-5100-100 Electric pump for transfer 230V 100 l/min
- Art. 092-5104-000 Mechanical flow meter 4 digits F1” 120 l/min
- Art. 908-0616-040 Connection hose ø 25 mm, 4 m long conn. M-M 1”
- Art. 093-5220-000 Automatic nozzle PA120



Technical data	Flow rate	Voltage	Inlet-outlet	Duty cycle	Weight	Packaging	Box
	l/min	V/Hz	BSPG	min	Kg	mm	
Art. 090-5062-060	60	230/50	F 1”-F 1”	Continuos	39	490x390x500 - 390x290x1030	2
Art. 090-5062-070	70	230/50	F 1”-F 1”	Continuos	40	490x390x500 - 390x290x1030	2
Art. 090-5062-100	100	230/50	F 1”-F 1”	30	46	490x390x500 - 390x290x1030	2



POLYETHYLENE TANK FOR DIESEL TRANSPORT

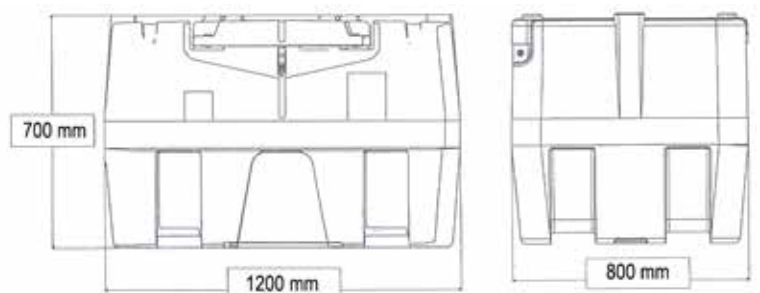
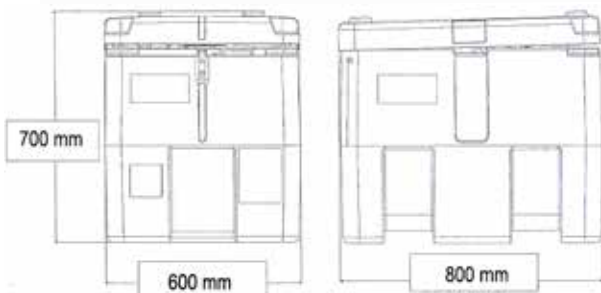
Rigid polyethylene tank for diesel transport for non-commercial use except for ADR 1.1.3.1, with built-in transfer unit consisting of rotary vane self-priming pump available in various voltages (12-24V), delivery hose \varnothing 20 mm, 4,5 m long and automatic nozzle with rotary fitting. The system is available at 220 or 440 liters capacity and can be integrated with flow meter for measuring diesel and the level probe. The suction shut-off valve prevents leaks of liquid during transport. Equipped with pressurizing/depressurizing relief valve. The lockable lid boasts rafinate design and proven long-lasting service.



220L



440L



Technical data	Flow rate	Voltage	Working cycle	Inlet-outlet	Duty cycle	Weight	Packaging
	l/min	V	R.P.M	BSPG	min	Kg	mm
Art. 090-6220-012	45	12	2800	F 1"-F 1"	30	28	800x600x600
Art. 090-6220-024	45	24	2800	F 1"-F 1"	30	28	800x600x600
Art. 090-6221-012	45	12	2800	F 1"-F 1"	30	28,3	800x600x600
Art. 090-6221-024	45	24	2800	F 1"-F 1"	30	28,3	800x600x600
Art. 090-6440-012	45	12	2800	F 1"-F 1"	30	56	700x1200x800
Art. 090-6440-024	45	24	2800	F 1"-F 1"	30	56	700x1200x800
Art. 090-6441-012	45	12	2800	F 1"-F 1"	30	56,3	700x1200x800
Art. 090-6441-024	45	24	2800	F 1"-F 1"	30	56,3	700x1200x800

POLYETHYLENE TANK FOR DIESEL TRANSPORT



Art.



090-6220-012	Diesel tank 220 12V	•	•	cable 4m	•
090-6220-024	Diesel tank 220 24V	•	•	cable 4m	•
090-6221-012	Diesel tank 220 12V+ flow meter	•	•	cable 4m	•
090-6221-024	Diesel tank 220 24V+ flow meter	•	•	cable 4m	•



Art.



090-6440-012	Diesel tank 440 12V	•	•	cable 4m	•
090-6440-024	Diesel tank 440 24V	•	•	cable 4m	•
090-6441-012	Diesel tank 440 12V+ flow meter	•	•	cable 4m	•
090-6441-024	Diesel tank 440 24V+ flow meter	•	•	cable 4m	•

Art.

Options

092-6000-220	Level probe 220 - 440
--------------	-----------------------





BATTERY ELECTRIC PUMPS FOR DIESEL FUEL TRANSFER

Rotary electric vane pump, self-priming (max suction height: 3 m) with integrated inox filter, reliable, compactly and easy to install. The pump is suitable as mobile or fixed dispenser, as the primary system on earth-moving machinery and for machinery refueling on the field.



Art. 091-5080-045

Battery electric pump for diesel fuel transfer 12V 45 l/min

- Power cable 2,5 mmq 2 m long + clips
- Self-priming rotary electric pump
- Cast iron body
- In-built by-pass valve
- DC engine
- Stainless steel filter 100 micron
- Motor protection rating: IP55

Art. 091-5082-045

Battery electric pump for diesel fuel transfer 24V 45 l/min

- Power cable 2,5 mmq 2 m long + clips
- Self-priming rotary electric pump
- Cast iron body
- In-built by-pass valve
- DC engine
- Stainless steel filter 100 micron
- Motor protection rating: IP55

Technical data	Flow rate	Voltage	Power max	Inlet-outlet	Duty cycle	Weight	Packaging
	l/min	V	W	BSPG	min	Kg	mm
Art. 091-5080-045	45	12	264	F 1"-F 1"	40	4,9	270x200x185
Art. 091-5082-045	45	24	312	F 1"-F 1"	40	4,9	270x200x185

Rotary electric vane pump, self-priming (max suction height: 3 m) with integrated inox filter, reliable, compactly and easy to install. The pump is suitable as mobile or fixed dispenser, as the primary system on earth-moving machinery and for machinery refueling on the field.



Art. 091-5095-060

Electric pump for diesel fuel transfer 230V-50Hz 60 l/min

- Power cable 2 m long + Schuko plug
- Self-priming rotary electric pump
- Cast iron body
- In-built by-pass valve
- AC engine
- Stainless steel filter 100 micron
- Motor protection rating: IP55

Art. 091-5096-060

Electric pump for diesel fuel transfer 115V-60Hz 60 l/min

- Power cable 2 m long
- Self-priming rotary electric pump
- Cast iron body
- In-built by-pass valve
- AC engine
- Stainless steel filter 100 micron
- Motor protection rating: IP55

Technical data	Flow rate	Voltage	Power max	Inlet-outlet	Duty cycle	Weight	Packaging
	l/min	V/Hz	W	BSPG	min	Kg	mm
Art. 091-5095-060	60	230/50	460	F 1"-F 1"	Continuos	7,4	270x200x185
Art. 091-5096-060	60	115/60	460	F 1"-F 1"	Continuos	7,4	270x200x185



ELECTRIC PUMP FOR DIESEL FUEL TRANSFER

Rotary electric vane pump, self-priming (max suction height: 3 m) with integrated inox filter, reliable, compactly and easy to install. The pump is suitable as mobile or fixed dispenser, as the primary system on earth-moving machinery and for machinery refueling on the field.



Art. 091-5098-070

Electric pump for diesel fuel transfer 230V-50Hz 70 l/min

- Power cable 2 m long + Schuko plug
- Self-priming rotary electric pump
- Cast iron body
- In-built by-pass valve
- AC engine
- Stainless steel filter 100 micron
- Motor protection rating: IP55

Art. 091-5099-070

Electric pump for diesel fuel transfer 115V-60Hz 70 l/min

- Power cable 2 m long
- Self-priming rotary electric pump
- Cast iron body
- In-built by-pass valve
- AC engine
- Stainless steel filter 100 micron
- Motor protection rating: IP55

Technical data	Flow rate	Voltage	Power max	Inlet-outlet	Duty cycle	Weight	Packaging
	l/min	V/Hz	W	BSPG	min	Kg	mm
Art. 091-5098-070	70	230/50	500	F 1"-F 1"	Continuous	8,2	290x190x210
Art. 091-5099-070	70	115/60	540	F 1"-F 1"	Continuous	8,2	290x190x210

Rotary electric vane pump, self-priming (max suction height: 3 m) with integrated inox filter, reliable, compactly and easy to install. The pump is suitable as mobile or fixed dispenser, as the primary system on earth-moving machinery and for machinery refueling on the field.



Art. 091-5100-100

Electric pump for diesel fuel transfer 230V-50Hz 100 l/min

- Power cable 2 m long + Schuko plug
- Self-priming rotary electric pump
- Cast iron body
- In-built by-pass valve
- AC engine
- Stainless steel filter 100 micron
- Motor protection rating: IP55

Art. 091-5101-100

Electric pump for diesel fuel transfer 115V-60Hz 100 l/min

- Power cable 2 m long
- Self-priming rotary electric pump
- Cast iron body
- In-built by-pass valve
- AC engine
- Stainless steel filter 100 micron
- Motor protection rating: IP55

Technical data	Flow rate	Voltage	Power max	Inlet-outlet	Duty cycle	Weight	Packaging
	l/min	V/Hz	W	BSPG	min	Kg	mm
Art. 091-5100-100	100	230/50	850	F 1"-F 1"	S2 30 min	14,1	290x190x250
Art. 091-5101-100	100	115/60	850	F 1"-F 1"	S2 30 min	14,1	290x190x250



ELECTRIC PUMP FOR DIESEL FUEL TRANSFER

Rotary electric vane pump, self-priming (max suction height: 3 m) with integrated inox filter, reliable, compactly and easy to install. The pump is suitable as mobile or fixed dispenser, as the primary system on earth-moving machinery and for machinery refueling on the field.



Art. 091-5100-150

Electric pump for diesel fuel transfer 230V-50Hz 150 l/min

- Power cable 2 m long + Schuko plug
- Self-priming rotary electric pump
- Cast iron body
- In-built by-pass valve
- AC engine
- Stainless steel filter 100 micron
- Motor protection rating: IP55

Technical data	Flow rate	Voltage	Power max	Inlet-outlet	Duty cycle	Weight	Packaging
	l/min	V/Hz	W	BSPG	min	Kg	mm
Art. 091-5100-150	150	230/50	1100	F 1"-F 1"	S2 30 min	16	290x190x250

Rotary vane electric pump with resin vanes with a mechanical seals that guarantees constant reliability, even at low temperatures. They can be used to transfer huge quantities of lubricants at medium pressure.

Regularity of the flow characterized by the absence of pulsations

Suction filter supplied as standard



Art. 091-5490-060

Electric pump for oils and lubricants transfer 12-24V-50Hz 45 l/min (12V) 60 l/min (24V)

- Power cable 2,5 mmq 2 m long + clips
- Self-priming rotary electric pump
- Cast iron body
- In-built by-pass valve
- AC engine
- Stainless steel filter 100 micron
- Motor protection rating: IP55

Art. 091-5500-030

Electric pump for oils and lubricants transfer 230V-50Hz 30 l/min

- Power cable 2 m long + Schuko plug
- Self-priming rotary electric pump
- Cast iron body
- In-built by-pass valve
- AC engine
- Stainless steel filter 100 micron
- Motor protection rating: IP55

Technical data	Flow rate	Voltage	Power max	Inlet-outlet	Duty cycle	Weight	Packaging
	l/min	V/Hz	W	BSPG	min	Kg	mm
Art. 091-5490-060	45/60	12/24	192-624	F 1"-F 1"	S2 30 min	7,5	190x190x210
Art. 091-5500-030	30	230/50	850	F 1"-F 1"	S2 30 min	10	390x190x250



MECHANICAL VOLUMETRIC FLOW METER

Swinging plate mechanical volumetric flow meter able to provide high degree of precision for the measurement of diesel for non-commercial use. Equipped with a totalizer and a partial meter, resettable with side knob, allowing the user to change the output direction of the fuel as needed. The meters are also fitted with regulation screws for precision adjustment. The flow meter can be applied to motor pumps or for gravity.



Art. 092-5103-000

Mechanical volumetric flow meter 3C min-max flow rate 20-120 l/min

- 6 digits totalizer
- 3 digit partial totalizer (max 999 l)
- Allowed fluids: Diesel, light oil



Art. 092-5104-000

Mechanical volumetric flow meter 4C min-max flow rate 20-120 l/min

- 8 digits totalizer
- 4 digit partial totalizer (max 9999 l)
- Allowed fluids: Diesel, light oil

Technical data	Flow rate	Pressure	Accuracy	Inlet-outlet	Weight	Packaging
	l/min	bar	%	BSPG	Kg	mm
Art. 092-5103-000	20-120	10	+/- 1	F 1"-F 1"	2	220x150x220
Art. 092-5104-000	20-120	10	+/- 1	F 1"-F 1"	2,1	220x150x220

Turbine flow meter that features high precision performance for the measurement of non-commercial use diesel. The software enables full control of dispensing system thanks to the various functions featured. Aplicable on motor pumps or directly to dispensing nozzles. It can also be supplied with adjustable flow direction.

Art. 092-5120-000
Digital turbine flow meter IN-LINE
min-max flow rate 10-150 l/min

- 6 digits totalizer (non resettable)
- 6 digits partial (resettable)
- Allowed fluids: Diesel, light oil



Art. 092-5130-000
Digital flow meter MGE-110
min-max flow rate 5-110 l/min

- 6 digits totalizer (non resettable)
- 6 digits partial (resettable)
- Allowed fluids: Diesel, oil



Art. 092-5140-000
Digital flow meter MGE-250
min-max flow rate 10-250 l/min

- 6 digits totalizer (non resettable)
- 6 digits partial (resettable)
- Allowed fluids: Diesel, oil



Technical data	Flow rate	Pressure	Accuracy	Inlet-outlet	Weight	Packaging
	l/min	bar	%	BSPG	Kg	mm
Art. 092-5120-000	10-150	10	+/- 0,5	F 1"-F 1"	0,35	145x135x85
Art. 092-5130-000	5-110	50	+/- 0,5	F 1"-F 1"	1	150x140x85
Art. 092-5140-000	10-250	50	+/- 0,5	F 1 1/2"-F 1 1/2"	2,7	180x175x165



MANUAL DISPENSING NOZZLES FOR FUEL TRANSFER

Manual dispensing nozzle made up of an aluminium body and rotary steel fitting. Practical and economical, it is equipped with plastic handle for proper gripping gasoline version available.



Art. 093-5199-000
Manual plastic nozzle "MP120"
for diesel fuel transfer

- Flow rate 120 l/min
- Plastic body
- Swivel connection F1"



Art. 093-5200-000
Manual nozzle "MC80"
for diesel fuel transfer

- Flow rate 80 l/min
- Aluminium body
- Swivel connection F1"



Art. 093-5202-000
Manual nozzle "MC100"
for diesel fuel transfer

- Flow rate 100 l/min
- Aluminium body with plastic handle
- Swivel connection F1"

Technical data	Model	Fluid type	Flow rate l/min	Inlet BSPG	Weight Kg	Packaging mm
Art. 093-5199-000	MP120	Diesel	120	F 1"	0,28	400x175x57
Art. 093-5200-000	MC80	Diesel	80	F 1"	0,69	400x175x57
Art. 093-5202-000	MC100	Diesel	100	F 1"	0,72	400x175x57

Manual dispensing nozzle with a device that shuts off the flow automatically when the tank is full. Practical and economical, it is equipped with plastic handle for proper gripping gasoline version available.

Art. 093-5210-000
Automatic nozzle “PA60”
for diesel fuel transfer

- Flow rate 60 l/min
- Aluminium body
- Swivel connection F1”

Art. 093-5215-000
Automatic nozzle “PA90”
for diesel fuel transfer

- Flow rate 90 l/min
- Aluminium body with plastic handle
- Swivel connection F1”

Art. 093-5220-000
Automatic nozzle “PA120”
for diesel fuel transfer

- Flow rate 120 l/min
- Aluminium body with plastic handle
- Swivel connection F1”

Art. 093-5224-506
Swivel connector M 3/4”-F1”

Art. 093-5224-606
Swivel connector M 1”-F1”



Technical data	Model	Fluid type	Flow rate l/min	Inlet BSPG	Weight Kg	Packaging mm
Art. 093-5210-000	PA60	Diesel	60	F 1”	1,3	400x175x57
Art. 093-5215-000	PA90	Diesel	90	F 1”	1,65	400x175x57
Art. 093-5220-000	PA120	Diesel	120	F 1”	1,69	400x175x57



WATER SEPARATING DELIVERY FILTER

The filter removes both water and particles out of diesel to a micron rating of 5<30. This diesel filter can be installed before or after the pump, and has a spin on cartridge, which makes it easy to be replaced when it starts to get full.



Art. 094-5240-000
Water separating delivery filter for diesel fuel 60 l/min

- Delivery capacity **60 l/min**
- Inlet-outlet connection F1"
- Filtering capacity μ 30



Art. 094-5241-000
Water separating cartridge for filter

- For filter **60 l/min**
- Dimension 213x96

Art. 094-5245-000
Water separating delivery filter for diesel fuel 100 l/min

- Delivery capacity **100 l/min**
- Inlet-outlet connection F1"
- Filtering capacity μ 30

Art. 094-5246-000
Water separating cartridge for filter

- For filter **100 l/min**
- Dimension 268x128



Art. 094-5248-000
Water separating transparent delivery filter for diesel fuel 105 l/min

- Delivery capacity **105 l/min**
- Inlet-outlet connection F1"
- Filtering capacity μ 5

Art. 094-5249-000
Water separating cartridge for filter

- For filter **105 l/min**
- Dimension 100x210

Technical data	Fluid type	Flow rate l/min	Inlet-outlet BSPG	Filt. capacity μ	Weight Kg	Packaging mm
Art. 094-5240-000	Diesel	60	F 1"-F 1"	30	1,6	220x150x220
Art. 094-5245-000	Diesel	100	F 1"-F 1"	30	2,76	290x190x250
Art. 094-5248-000	Diesel	105	F 1"-F 1"	5	2,8	225x185x325

Art. 095-5285-000

Telescopic suction hose

- Length 604<1020 mm
- Inlet BSP-G M1"



Art. 095-5450-020

Aspiration kit with PVC hose with valve + filter L. 2 m

- PVC hose, inner ø 25 L. 2 m
- Inlet BSP-G M1"
- Foot valve F1" with filter



Art. 095-5450-040

Aspiration kit with PVC hose with valve + filter L. 4 m

- PVC hose, inner ø 25 L. 4 m
- Inlet BSP-G M1"
- Foot valve F1" with filter



Technical data	Hose length	Dimension	Inlet-outlet	Weight	Packaging
	m	mm	BSPG	Kg	mm
Art. 095-5285-000	604<1020 m	25x37	M 1"	1,1	45x45x625
Art. 095-5450-020	2	25x35	M 1"-M 1"	1,8	400x400x100
Art. 095-5450-040	4	25x35	M 1"-M 1"	2,5	400x400x100



ANTISTATIC RUBBER HOSE FOR DIESEL FUEL

Connected antistatic rubber hose 10 bar for diesel fuel



Technical data	Hose lenght	ø hose	Dimension	Inlet-outlet	Weight	Packaging
	m	G	mm	BSPG	Kg	mm
Art. 908-0516-020	2 m	3/4"	19x27	M 1"-M 1"	1,1	400x400x100
Art. 908-0516-040	4 m	3/4"	19x27	M 1"-M 1"	1,9	400x400x100
Art. 908-0516-060	6 m	3/4"	19x27	M 1"-M 1"	2,6	400x400x100
Art. 908-0516-100	10 m	3/4"	19x27	M 1"-M 1"	4,2	400x400x150
Art. 908-0506-100	10 m	3/4"	19x27	F 1"-M 1"	4,2	400x400x150
Art. 908-0506-150	15 m	3/4"	19x27	F 1"-M 1"	6,2	400x400x200
Art. 908-0506-200	20 m	3/4"	19x27	F 1"-M 1"	8,2	400x400x200
Art. 908-0506-300	30 m	3/4"	19x27	F 1"-M 1"	12,2	400x400x250
Art. 908-0506-400	40 m	3/4"	19x27	F 1"-M 1"	16,2	400x400x250

Connected antistatic rubber hose 10 bar for diesel fuel



Technical data	Hose lenght	ø hose	Dimension	Inlet-outlet	Weight	Packaging
	m	G	mm	BSPG	Kg	mm
Art. 908-0616-020	2 m	1"	25x35	M 1"-M 1"	1,5	400x400x100
Art. 908-0616-040	4 m	1"	25x35	M 1"-M 1"	2,8	400x400x150
Art. 908-0616-060	6 m	1"	25x35	M 1"-M 1"	4,2	400x400x150
Art. 908-0616-100	10 m	1"	25x35	M 1"-M 1"	6,8	500x500x200
Art. 908-0606-100	10 m	1"	25x35	F 1"-M 1"	6,8	500x500x200
Art. 908-0606-150	15 m	1"	25x35	F 1"-M 1"	10,1	500x500x150
Art. 908-0606-200	20 m	1"	25x35	F 1"-M 1"	13,4	500x500x200
Art. 908-0606-300	30 m	1"	25x35	F 1"-M 1"	20	500x500x200

Antistatic rubber hose 10 bar for diesel fuel



Technical data	Hose lenght	ø hose	Dimension	Coil	Weight	Packaging
	m	G	mm	m	Kg	mm
Art. 908-0500-600	60 m	3/4"	19x27	60 m	24	-
Art. 908-0600-500	50 m	1"	25x35	50 m	33	-

Art. R1-0136-0006

Foot valve 1”F with stainless steel filter

- Brass body with check ball



Art. R1-0521-0006

Stainless steel filter 1”M



Art. R1-0149-2006

Brass hose connection 1”M x 20 mm



Art. R1-0149-2506

Brass hose connection 1”M x 25 mm



Art. R1-0596-0006

L shaped elbow 90° F-F1”

- chromed bras



Art. R1-0601-0006

L shaped elbow 90° M-F1”

- chromed bras



Art. R0-2010-0006

Cylindrical nipple 1”x1”



Art. R0-2010-0605

Cylindrical nipple 1”x3/4”



Art. R0-2080-0605

Exagonal bushing M1”-F3/4”



Art. 095-5280-609

Quick coupling for pump fixing M1”-M2”

These automatic hose reels with spring, fixed, powder coated for flexible hoses for the delivery of diesel fuel. The spring hose allows to untwist only the necessary length, improving the working and functionality.

Equipped with:

- **Antistatic** black rubber hoses **10 bar**
- **Galvanized** connections
- **Galvanized** swivelling joint 90°
- **Viton seals**



F-550

Article	Delivery l/min	Hose lenght m	ø hose	Inlet-outlet
Art. 070-1408-600	95	without hose		F1"G-M1"G
Art. 070-1408-510	95	10	3/4"	F1"G-M1"G
Art. 070-1408-515	95	15	3/4"	F1"G-M1"G
Art. 070-1408-610	95	10	1"	F1"G-M1"G



F-555

Article	Delivery l/min	Hose lenght m	ø hose	Inlet-outlet
Art. 070-1508-600	95	without hose		F1"G-M1"G
Art. 070-1508-520	83	20	3/4"	F1"G-M1"G
Art. 070-1508-615	90	15	1"	F1"G-M1"G



F-560

Article	Delivery l/min	Hose lenght m	ø hose	Inlet-outlet
Art. 070-1608-600	95	without hose		F1"G-M1"G
Art. 070-1608-530	80	30	3/4"	F1"G-M1"G
Art. 070-1608-540	75	40	3/4"	F1"G-M1"G
Art. 070-1608-620	87	20	1"	F1"G-M1"G
Art. 070-1608-630	85	30	1"	F1"G-M1"G

SWIVELLING VARNISHED HOSE REELS FOR DIESEL 10 bar



These automatic hose reels with spring, swivelling, powder coated for flexible hoses for the delivery of diesel fuel. The spring hose allows to untwist only the necessary length, improving the working and functionality. The hose windings is a fast and safe and it allows a work place which give the possibility to work in a free and tidy way, you have always a ready equipment giving to all staffs the warranty to work in a safety way.

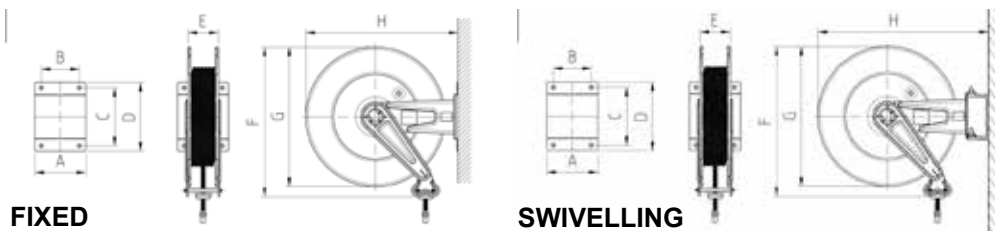
Article	Delivery l/min	Hose lenght m	ø hose	Inlet-outlet
Art. 071-1408-600	95	without hose		F1"G-M1"G
Art. 071-1408-510	90	10	3/4"	F1"G-M1"G
Art. 071-1408-515	85	15	3/4"	F1"G-M1"G
Art. 071-1408-610	95	10	1"	F1"G-M1"G

S-550



Article	Delivery l/min	Hose lenght m	ø hose	Inlet-outlet
Art. 071-1508-600	95	without hose		F1"G-M1"G
Art. 071-1508-520	83	20	3/4"	F1"G-M1"G
Art. 071-1508-615	90	15	1"	F1"G-M1"G

S-555



OVERALL DIMENSIONS

Mod.	A	B	C	D	E	F	G	H	Kg	Packaging mm
F-550	200	150	225	270	120	590	550	600	22,00<45,00	640x300x685
F-555	250	200	225	270	170	590	550	600	26,00<53,00	640x350x685
F-560	440	390	225	270	360	590	550	600	33,00<83,00	640x540x685
S-550	200	150	225	270	120	590	550	680	23,00<45,00	640x300x685
S-555	250	200	225	270	170	590	550	680	27,00<54,00	640x350x685



FIXED STAINLESS STEEL HOSE REELS FOR DIESEL 10 bar

These automatic hose reels with spring, fixed, stainless steel for flexible hoses for the delivery of diesel fuel. The spring hose allows to untwist only the necessary length, improving the working and functionality.

Equipped with:

- **Antistatic** black rubber hoses **10 bar**
- **Stainless steel** connections AISI 316
- **Stainless steel** swivelling joint 90° AISI 316
- **Viton seals**



FX-550

Article	Delivery l/min	Hose lenght m	ø hose	Inlet-outlet
Art. 070-2408-600	95	without hose		F1"G-M1"G
Art. 070-2408-510	95	10	3/4"	F1"G-M1"G
Art. 070-2408-515	95	15	3/4"	F1"G-M1"G
Art. 070-2408-610	95	10	1"	F1"G-M1"G



FX-555

Article	Delivery l/min	Hose lenght m	ø hose	Inlet-outlet
Art. 070-2508-600	95	without hose		F1"G-M1"G
Art. 070-2508-520	83	20	3/4"	F1"G-M1"G
Art. 070-2508-615	90	15	1"	F1"G-M1"G



FX-560

Article	Delivery l/min	Hose lenght m	ø hose	Inlet-outlet
Art. 070-2608-600	95	without hose		F1"G-M1"G
Art. 070-2608-530	80	30	3/4"	F1"G-M1"G
Art. 070-2608-540	75	40	3/4"	F1"G-M1"G
Art. 070-2608-620	87	20	1"	F1"G-M1"G
Art. 070-2608-630	85	30	1"	F1"G-M1"G

SWIVELLING STAINLESS STEEL HOSE REELS FOR DIESEL 10 bar



These automatic hose reels with spring, swivelling, stainless steel for flexible hoses for the delivery of diesel fuel. The spring hose allows to untwist only the necessary length, improving the working and functionality. The hose windings is a fast and safe and it allows a work place which give the possibility to work in a free and tidy way, you have always a ready equipment giving to all staffs the warranty to work in a safety way.

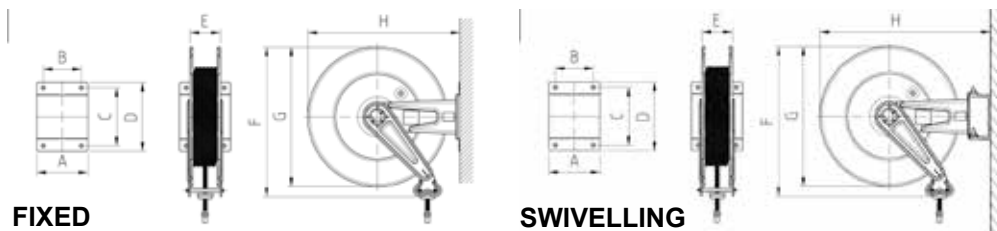
Article	Delivery l/min	Hose lenght m	ø hose	Inlet-outlet
Art. 071-2408-600	95	without hose		F1"G-M1"G
Art. 071-2408-510	90	10	3/4"	F1"G-M1"G
Art. 071-2408-515	85	15	3/4"	F1"G-M1"G
Art. 071-2408-610	95	10	1"	F1"G-M1"G

SX-550



Article	Delivery l/min	Hose lenght m	ø hose	Inlet-outlet
Art. 071-2508-600	95	without hose		F1"G-M1"G
Art. 071-2508-520	83	20	3/4"	F1"G-M1"G
Art. 071-2508-615	90	15	1"	F1"G-M1"G

SX-555



OVERALL DIMENSIONS

Mod.	A	B	C	D	E	F	G	H	Kg	Packaging mm
FX-550	200	150	225	270	120	590	550	600	22,00<45,00	640x300x685
FX-555	250	200	225	270	170	590	550	600	26,00<53,00	640x350x685
FX-560	440	390	225	270	360	590	550	600	33,00<83,00	640x540x685
SX-550	200	150	225	270	120	590	550	680	23,00<45,00	640x300x685
SX-555	250	200	225	270	170	590	550	680	27,00<54,00	640x350x685

Suitable for the distribution of fuel, lubricants and gasoline; they are pre-arranged to be applied directly to the pump tank.



Art. 027-1325-000
Oil and diesel fuel transfer pump

- Delivery capacity 0,30 l/stroke
- Telescopic shank for 30/220 L barrels



Art. 027-1330-000
Oil and diesel fuel transfer pump

- Delivery capacity 0,30 l/stroke
- Shank for 30/220 L barrels



Art. 027-3705-000
Alluminium rotary barrel pump

- Delivery capacity 0,27 l/revolution
- Shank for 30/220 L barrels
- Suitable for diesel fuel, lubricants and gasoline



Art. 027-3710-000
Alluminium rotary barrel pump

- Delivery capacity 80 l/min
- With suction hose and 2" adaptor for the connection to the barrels
- Rubber delivery hose 1,80 m
- Suitable for diesel fuel, lubricants and gasoline

Technical data	Fluid type	Flow rate l/min	Weight Kg	Packaging mm
Art. 027-1325-000	Diesel oil	0,30 stroke	2,37	500x160x70
Art. 027-1330-000	Diesel oil	0,30 stroke	2,24	300x150x100
Art. 027-3705-000	Diesel gasoline lubricants	0,27 revolution	3,42	340x160x130
Art. 027-3710-000	Diesel gasoline lubricants	80 l/min	5,5	310x195x225

Steel cans made of cold-rolled 0,7mm and 0,8mm steel, lined to prevent rusting with petrol and oil, external covering standard green color RAL 6007.

Art. 096-3905-000

Painted steel jerry can 5l

- Colour green RAL 9007
- UN-LNE-CE certified
- Quantity per box: 10 Pz



Art. 096-3910-000

Painted steel jerry can 10l

- Colour green RAL 9007
- UN-LNE-CE certified
- Quantity per box: 6 Pz



Art. 096-3920-000

Painted steel jerry can 20l

- Colour green RAL 9007
- UN-LNE-CE certified
- Quantity per box: 5 Pz



Art. 096-3922-000

Rigid transfer filler with filter

- For jerry cans of 5, 10 and 20l



Art. 096-3923-000

Flexible transfer filler with filter

- For jerry cans of 5, 10 and 20l

Technical data	Capacity	quantity per box	Weight	Packaging
	l	Pz	Kg	mm
Art. 096-3905-000	5	10	1,6	590x500x290
Art. 096-3910-000	10	6	3	850x360x290
Art. 096-3920-000	20	5	3,8	690x350x480
Art. 096-3922-000	-	1	0,25	-
Art. 096-3923-000	-	1	0,19	-



ELECTRIC KIT IBC PUMPS FOR AdBlue®



Suction CDS

Technical data	Flow rate	Voltage	Power	Inlet-outlet	Weight	Packaging	Box
	l/min	V/Hz	Watt	BSPG	Kg	mm	Pcs
Art. 097-5500-230	40	230/50	330	3/4" - 3/4"	13,5	400x400x300	1
Art. 097-5501-230	40	230/50	330	3/4" - 3/4"	15,5	400x400x300	1
Art. 097-5500-012	32	12	150	3/4" - 3/4"	12,0	400x400x300	1
Art. 097-5501-012	32	12	150	3/4" - 3/4"	14,0	400x400x300	1
Art. 097-5600-230	40	230/50	330	3/4" - 3/4"	13,8	400x400x300	1
Art. 097-5601-230	40	230/50	330	3/4" - 3/4"	15,8	400x400x300	1
Art. 097-5600-012	32	12	150	3/4" - 3/4"	12,3	400x400x300	1
Art. 097-5601-012	32	12	150	3/4" - 3/4"	14,3	400x400x300	1

External suction S60x6

Technical data	Flow rate	Voltage	Power	Inlet-outlet	Weight	Packaging	Box
	l/min	V/Hz	Watt	BSPG	Kg	mm	Pcs
Art. 097-5510-230	40	230/50	330	3/4" - 3/4"	13,5	400x400x300	1
Art. 097-5511-230	40	230/50	330	3/4" - 3/4"	15,5	400x400x300	1
Art. 097-5510-012	32	12	150	3/4" - 3/4"	12,0	400x400x300	1
Art. 097-5511-012	32	12	150	3/4" - 3/4"	14,0	400x400x300	1
Art. 097-5610-230	40	230/50	330	3/4" - 3/4"	13,8	400x400x300	1
Art. 097-5611-230	40	230/50	330	3/4" - 3/4"	15,8	400x400x300	1
Art. 097-5610-012	32	12	150	3/4" - 3/4"	12,3	400x400x300	1
Art. 097-5611-012	32	12	150	3/4" - 3/4"	14,3	400x400x300	1

Suction hose with valve + filter

Technical data	Flow rate	Voltage	Power	Inlet-outlet	Weight	Packaging	Box
	l/min	V/Hz	Watt	BSPG	Kg	mm	Pcs
Art. 097-5620-230	40	230/50	330	3/4" - 3/4"	13,4	400x400x300	1
Art. 097-5621-230	40	230/50	330	3/4" - 3/4"	15,4	400x400x300	1
Art. 097-5620-012	32	12	150	3/4" - 3/4"	11,9	400x400x300	1
Art. 097-5621-012	32	12	150	3/4" - 3/4"	13,9	400x400x300	1

ELECTRIC KIT IBC PUMPS FOR AdBlue®



AdBlue® kit suitable for filling vehicles from the IBC tanks.

Composed by:

Support bracket for tank fixing, electric pump, flow meter, manual or automatic nozzle, delivery EPDM hose 6 m, and suction connections CDS.



097-5500-230	Kit AdBlue 230V	--	CDS	∅ hose 3/4" 6m	•	
097-5501-230	Kit AdBlue 230V	--	CDS	∅ hose 3/4" 6m		•
097-5500-012	Kit AdBlue 12V	--	CDS	∅ hose 3/4" 6m	•	
097-5501-012	Kit AdBlue 12V	--	CDS	∅ hose 3/4" 6m		•
097-5600-230	Kit AdBlue 230V + flow meter	CDS	∅ hose 3/4" 6m	•		
097-5601-230	Kit AdBlue 230V + flow meter	CDS	∅ hose 3/4" 6m			•
097-5600-012	Kit AdBlue 12V + flow meter	CDS	∅ hose 3/4" 6m	•		
097-5601-012	Kit AdBlue 12V + flow meter	CDS	∅ hose 3/4" 6m			•



097-5510-230	Kit AdBlue 230V	--	S60x6	∅ hose 3/4" 6m	•	
097-5511-230	Kit AdBlue 230V	--	S60x6	∅ hose 3/4" 6m		•
097-5510-012	Kit AdBlue 12V	--	S60x6	∅ hose 3/4" 6m	•	
097-5511-012	Kit AdBlue 12V	--	S60x6	∅ hose 3/4" 6m		•
097-5610-230	Kit AdBlue 230V + flow meter	S60x6	∅ hose 3/4" 6m	•		
097-5611-230	Kit AdBlue 230V + flow meter	S60x6	∅ hose 3/4" 6m			•
097-5610-012	Kit AdBlue 12V + flow meter	S60x6	∅ hose 3/4" 6m	•		
097-5611-012	Kit AdBlue 12V + flow meter	S60x6	∅ hose 3/4" 6m			•



097-5620-230	Kit AdBlue basic 230V	Valve+filter	∅ hose 3/4" 6m	•		
097-5621-230	Kit AdBlue basic 230V	Valve+filter	∅ hose 3/4" 6m			•
097-5620-012	Kit AdBlue basic 12V	Valve+filter	∅ hose 3/4" 6m	•		
097-5621-012	Kit AdBlue basic 12V	Valve+filter	∅ hose 3/4" 6m			•



ELECTRIC KIT BARRELS PUMPS FOR AdBlue®

AdBlue® kit suitable for filling vehicles from the barrels.

Composed by:

Stainless steel support bracket for barrels fixing, electric pump, flow meter, manual or automatic nozzle, delivery EPDM hose 6 m, and suction connections CDS.



Art.

097-5700-230	Kit AdBlue 230V	CDS	∅ hose 3/4" 6m	•	
097-5701-230	Kit AdBlue 230V	CDS	∅ hose 3/4" 6m		•
097-5700-012	Kit AdBlue 12V	CDS	∅ hose 3/4" 6m	•	
097-5701-012	Kit AdBlue 12V	CDS	∅ hose 3/4" 6m		•

Suction CDS

Technical data	Flow rate	Voltage	Power	Inlet-outlet	Weight	Packaging	Box
	l/min	V/Hz	Watt	BSPG	Kg	mm	Pcs
Art. 097-5700-230	40	230/50	330	3/4" - 3/4"	18	760x350x265	1
Art. 097-5701-230	40	230/50	330	3/4" - 3/4"	20	760x350x265	1
Art. 097-5700-012	32	12	150	3/4" - 3/4"	16,45	760x350x265	1
Art. 097-5701-012	32	12	150	3/4" - 3/4"	18,45	760x350x265	1

AdBlue® kit suitable for filling vehicles from the barrels.

Composed by:

Stainless steel support bracket for barrels fixing, electric pump, flow meter, manual or automatic nozzle, delivery EPDM hose 6 m, and suction connections CDS.



Art.

097-5710-230	Kit AdBlue 230V + flow meter	CDS	•	•
097-5711-230	Kit AdBlue 230V + flow meter	CDS	•	•
097-5710-012	Kit AdBlue 12V + flow meter	CDS	•	•
097-5711-012	Kit AdBlue 12V + flow meter	CDS	•	•

Suction CDS with flow meter

Technical data	Flow rate	Voltage	Power	Inlet-outlet	Weight	Packaging	Box
	l/min	V/Hz	Watt	BSPG	Kg	mm	Pcs
Art. 097-5710-230	40	230/50	330	3/4" - 3/4"	18,3	760x350x265	1
Art. 097-5711-230	40	230/50	330	3/4" - 3/4"	20,3	760x350x265	1
Art. 097-5710-012	32	12	150	3/4" - 3/4"	16,75	760x350x265	1
Art. 097-5711-012	32	12	150	3/4" - 3/4"	18,75	760x350x265	1



ELECTRIC KIT PORTABLE PUMPS FOR AdBlue®

AdBlue® kit suitable for filling vehicles from the barrels.

Composed by:

Electric pump, manual or automatic nozzle, delivery EPDM hose 6 m, and valve+filter.



Art.

097-5800-230	Kit AdBlue 230V	Valve+filter	ø hose 3/4" 6m	•	
097-5801-230	Kit AdBlue 230V	Valve+filter	ø hose 3/4" 6m		•
097-5800-012	Kit AdBlue 12V	Valve+filter	ø hose 3/4" 6m	•	
097-5801-012	Kit AdBlue 12V	Valve+filter	ø hose 3/4" 6m		•
097-5800-024	Kit AdBlue 24V	Valve+filter	ø hose 3/4" 6m	•	
097-5801-024	Kit AdBlue 24V	Valve+filter	ø hose 3/4" 6m		•

Suction hose with valve + filter

Technical data	Flow rate	Voltage	Power	Inlet-outlet	Weight	Packaging	Box
	l/min	V/Hz	Watt	BSPG	Kg	mm	Pcs
Art. 097-5800-230	40	230/50	330	3/4" - 3/4"	11,5	400x400x300	1
Art. 097-5801-230	40	230/50	330	3/4" - 3/4"	13,5	400x400x300	1
Art. 097-5800-012	32	12	150	3/4" - 3/4"	10	400x400x300	1
Art. 097-5801-012	32	12	150	3/4" - 3/4"	12	400x400x300	1
Art. 097-5800-024	32	24	120	3/4" - 3/4"	10	400x400x300	1
Art. 097-5801-024	32	24	120	3/4" - 3/4"	12	400x400x300	1

AdBlue® kit suitable for filling vehicles from the barrels.

Composed by:

Electric pump, flow meter, manual or automatic nozzle, delivery EPDM hose 6 m, and valve+filter.



Art.

097-5810-230	Kit AdBlue 230V + flow meter	Valve	ø hose 3/4" 6m	•
097-5811-230	Kit AdBlue 230V + flow meter	Valve	ø hose 3/4" 6m	•
097-5810-012	Kit AdBlue 12V + flow meter	Valve	ø hose 3/4" 6m	•
097-5811-012	Kit AdBlue 12V + flow meter	Valve	ø hose 3/4" 6m	•
097-5810-024	Kit AdBlue 24V + flow meter	Valve	ø hose 3/4" 6m	•
097-5811-024	Kit AdBlue 24V + flow meter	Valve	ø hose 3/4" 6m	•

Suction hose with valve + filter

Technical data	Flow rate	Voltage	Power	Inlet-outlet	Weight	Packaging	Box
	l/min	V/Hz	Watt	BSPG	Kg	mm	Pcs
Art. 097-5810-230	40	230/50	330	3/4" - 3/4"	11,8	400x400x300	1
Art. 097-5811-230	40	230/50	330	3/4" - 3/4"	13,8	400x400x300	1
Art. 097-5810-012	32	12	150	3/4" - 3/4"	10,3	400x400x300	1
Art. 097-5811-012	32	12	150	3/4" - 3/4"	12,3	400x400x300	1
Art. 097-5810-024	32	24	120	3/4" - 3/4"	10,3	400x400x300	1
Art. 097-5811-024	32	24	120	3/4" - 3/4"	12,3	400x400x300	1

Varnished trolleys advised for the transport of barrels (AdBlue®, oil, grease, similar) of 180<220 Kg in work places.



Art. 030-1398-000
Trolley for barrel 180/220 I

Pre-arranged for application of the hose reel equipped with:

- 2 fixed wheels ø 200 mm
- 1 swivelling wheel ø 125 mm (Equipped with locking device)
- Band for fixing barrels
- Base dimension 600x470 mm



Art. 030-1400-000
Trolley for barrel 180/220 I

equipped with:

- 2 fixed wheels ø 250 mm
- 2 swivelling wheel ø 125 mm
- Band for fixing barrels
- Base dimension 610x610 mm



Art. 030-1405-000
Trolley for barrel 180/220 I

Pre-arranged for application of the hose reel equipped with:

- 2 fixed wheels ø 250 mm
- 2 swivelling wheel ø 180 mm (Equipped with locking device)
- Band for fixing barrels
- Base dimension 610x610 mm

Technical data	Wheels	For barrel	Base dimension	Weight	Packaging	Box
	n°	l	mm	Kg	mm	Pcs
Art. 030-1398-000	3	180/220	600x470	22,4	920x790x250	1
Art. 030-1400-000	4	180/220	610x610	37,1	920x790x250	1
Art. 030-1405-000	4	180/220	610x610	48,6	920x790x250	1

Metal cabinet with lock and complete dispensing unit. Can be fitted to both the wall and the tanks, featuring on electronic flow meter in-line to monitor the dispensed quantity, automatic nozzle and valve.



Art.

097-5910-230	Kit AdBlue 230V + flow meter	Valve	ø hose 3/4" 6m	•
097-5911-230	Kit AdBlue 230V + flow meter	Valve	ø hose 3/4" 6m	•
097-5910-012	Kit AdBlue 12V + flow meter	Valve	ø hose 3/4" 6m	•
097-5911-012	Kit AdBlue 12V + flow meter	Valve	ø hose 3/4" 6m	•
097-5910-024	Kit AdBlue 24V + flow meter	Valve	ø hose 3/4" 6m	•
097-5911-024	Kit AdBlue 24V + flow meter	Valve	ø hose 3/4" 6m	•

Suction hose with valve + filter

Technical data	Flow rate	Voltage	Power	Inlet-outlet	Weight	Packaging	Box
	l/min	V/Hz	Watt	BSPG	Kg	mm	Pcs
Art. 097-5910-230	40	230/50	330	3/4" - 3/4"	24,8	590x390x580	1
Art. 097-5911-230	40	230/50	330	3/4" - 3/4"	26,8	590x390x580	1
Art. 097-5910-012	32	12	150	3/4" - 3/4"	23,3	590x390x580	1
Art. 097-5911-012	32	12	150	3/4" - 3/4"	25,3	590x390x580	1
Art. 097-5910-024	32	24	120	3/4" - 3/4"	23,3	590x390x580	1
Art. 097-5911-024	32	24	120	3/4" - 3/4"	25,3	590x390x580	1



POLYETHYLENE TANK FOR AdBlue® TRANSPORT

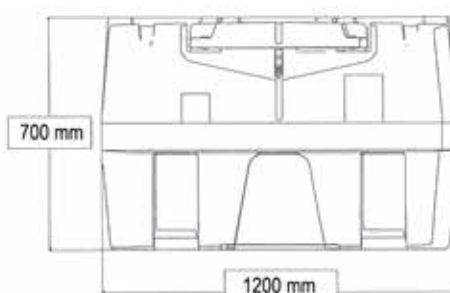
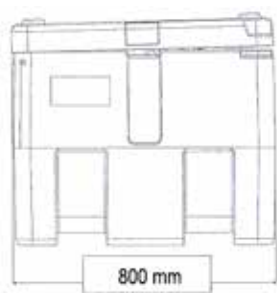
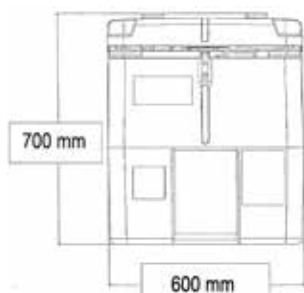
Rigid polyethylene tank for AdBlue® transport for non-commercial use, with built-in transfer unit consisting of rotary vane self-priming pump available in various voltages (12-24V), delivery hose \varnothing 19 mm, 4.5 m long and automatic nozzle. The system is available at 220 or 440 liters capacity and can be integrated with flow meter. Equipped with pressurizing/depressurizing relief valve. The lockable lid boasts rafinate design and proven long-lasting service.



220L



440L



Technical data	Flow rate	Voltage	Power	Inlet-outlet	Duty cycle	Weight	Packaging
	l/min	V	Watt	BSPG	min	Kg	mm
Art. 097-6220-012	32	12	150	F 1"-F 1"	20	32,5	800x600x600
Art. 097-6220-024	32	24	120	F 1"-F 1"	20	32,5	800x600x600
Art. 097-6221-012	32	12	150	F 1"-F 1"	20	32,8	800x600x600
Art. 097-6221-024	32	24	120	F 1"-F 1"	20	32,8	800x600x600
Art. 097-6440-012	32	12	150	F 1"-F 1"	20	59	700x1200x800
Art. 097-6440-024	32	24	120	F 1"-F 1"	20	59	700x1200x800
Art. 097-6441-012	32	12	150	F 1"-F 1"	20	59,3	700x1200x800
Art. 097-6441-024	32	24	120	F 1"-F 1"	20	59,3	700x1200x800

POLYETHYLENE TANK FOR AdBlue® TRANSPORT



Art.



097-6220-012	AdBlue tank 220 12V	•	•	cable 4m	•
097-6220-024	AdBlue tank 220 24V	•	•	cable 4m	•
097-6221-012	AdBlue tank 220 12V+ flow meter	•	•	cable 4m	•
097-6221-024	AdBlue tank 220 24V+ flow meter	•	•	cable 4m	•



Art.



097-6440-012	AdBlue tank 440 12V	•	•	cable 4m	•
097-6440-024	AdBlue tank 440 24V	•	•	cable 4m	•
097-6441-012	AdBlue tank 440 12V+ flow meter	•	•	cable 4m	•
097-6441-024	AdBlue tank 440 24V+ flow meter	•	•	cable 4m	•

Art.

Options

092-6000-220 Level probe 220 - 440





ELECTRIC DIAPHRAGM PUMPS FOR AdBlue®

Diaphragm pump equipped with electric motor without any dynamic seals. They can be used both for equipping AdBlue® pumps and transfer fixed installations.



Art. 098-6500-230 Electric Pumps For Adblue® 230V 50Hz 40 l/min

- Duty cycle: 20 min
- Housing: Polypropylene
- Diaphragm: EPDM
- Check valve: Viton
- Check valve spring: 316 stainless steel
- Motor shaft: 316 stainless steel
- ON/OFF switch
- 2 m cable with socket



Art. 098-6500-012 Electric Pumps For Adblue® 12V 34 l/min

- Duty cycle: 20 min
- Housing: Polypropylene
- Diaphragm: EPDM
- Check valve: Viton
- Check valve spring: 316 stainless steel
- Motor shaft: 316 stainless steel
- ON/OFF switch
- 2 m cable with clamps



Art. 098-6500-024 Electric Pumps For Adblue® 24V 34 l/min

- Duty cycle: 20 min
- Housing: Polypropylene
- Diaphragm: EPDM
- Check valve: Viton
- Check valve spring: 316 stainless steel
- Motor shaft: 316 stainless steel
- ON/OFF switch
- 2 m cable with clamps

Technical data	Flow rate	Voltage	Power	Inlet-outlet	Weight	Packaging
	l/min	V/Hz	Watt	BSPG	Kg	mm
Art. 098-6500-230	40	230/50	330	3/4" - 3/4"	6,5	320x190x230
Art. 098-6500-012	32	12	150	3/4" - 3/4"	5	320x190x230
Art. 098-6500-024	32	24	120	3/4" - 3/4"	5	320x190x230

AIR-OPERATED DOUBLE DIAPHRAGM PUMPS



Please consult the new diaphragm pumps catalogue.

You can download it from the website “ www.meclube.com ”

or contact us by mail “ commerciale@meclube.com ” we’ ll send you soon.





AIR-OPERATED DOUBLE DIAPHRAGM PUMPS

Air operated double diaphragm pumps have long been recognized as the most flexible pumps of the industry for handling difficult liquids at relatively low pressures and flows. The range of applications is virtually limitless. Meclube AODD pumps come in many sizes and choices of construction materials. Almost every type of liquid: water, antifreeze, windscreen, AdBlue.®



EX II 3/3 GD c IIB T 135°C ATEX zone 2

Art. 028-P035-AB2

Meclube model P35

Made in polypropylene

- Compression ratio: 1:1
- Max flow rate: 35 l/min
- Fluid connection: 1/2" BSP
- Air connection: 6 mm
- Max air pressure: 8 bar
- Max delivery height: 80 m
- Max suction lift dry: 5,0 m
- Max suction lift wet: 9,8 m



EX II 3/3 GD c IIB T 135°C ATEX zone 2

Art. 028-P055-AB2

Meclube model P55

Made in polypropylene

- Compression ratio: 1:1
- Max flow rate: 55 l/min
- Fluid connection: 1/2" BSP
- Air connection: 1/4" BSP
- Max air pressure: 8 bar
- Max delivery height: 80 m
- Max suction lift dry: 6,0 m
- Max suction lift wet: 9,8 m

Technical data	Casing	Diaphragm	Balls	Gasket	Fluids
Art. 028-P035-AB2	Polypropylene	Hytrel+Ptfe	Ptfe	Viton	Water-Anti-Freeze - Windscreen - AdBlue®
Art. 028-P055-AB2	Polypropylene	Hytrel+Ptfe	Ptfe	Viton	Water-Anti-Freeze - Windscreen - AdBlue®

Technical data	Flow rate	Max viscosity	Temp. max	Inlet-outlet	Weight	Packaging
	l/min	CPS	°C	BSPG	Kg	mm
Art. 028-P035-AB2	35	15000	65	1/2"	1,4	250x180x260
Art. 028-P055-AB2	55	20000	65	1/2"	4	310x195x290

Air operated double diaphragm pumps have long been recognized as the most flexible pumps of the industry for handling difficult liquids at relatively low pressures and flows. The range of applications is virtually limitless. Meclube AODD pumps come in many sizes and choices of construction materials. Almost every type of liquid: **water, antifreeze, windscreen, AdBlue.®**

Art. 028-P110-AB2

Meclube model P110

Made in polypropylene

- Compression ratio: 1:1
- Max flow rate: 110 l/min
- Fluid connection: 3/4" BSP
- Air connection: 3/8" BSP
- Max air pressure: 8 bar
- Max delivery height: 80 m
- Max suction lift dry: 6,0 m
- Max suction lift wet: 9,8 m



EX II 3/3 GD c IIB T 135°C ATEX zone 2

Art. 028-P170-AB2

Meclube model P170

Made in polypropylene

- Compression ratio: 1:1
- Max flow rate: 170 l/min
- Fluid connection: 1" BSP
- Air connection: 1/2" BSP
- Max air pressure: 8 bar
- Max delivery height: 80 m
- Max suction lift dry: 6,0 m
- Max suction lift wet: 9,8 m



EX II 3/3 GD c IIB T 135°C ATEX zone 2

Technical data	Casing	Diaphragm	Balls	Gasket	Fluids
Art. 028-P110-AB2	Polypropylene	Hytrel+Ptfe	Ptfe	Viton	Water-Anti-Freeze - Windscreen - AdBlue®
Art. 028-P170-AB2	Polypropylene	Hytrel+Ptfe	Ptfe	Viton	Water-Anti-Freeze - Windscreen - AdBlue®

Technical data	Flow rate	Max viscosity	Temp. max	Inlet-outlet	Weight	Packaging
	l/min	CPS	°C	BSPG	Kg	mm
Art. 028-P110-AB2	110	25000	65	3/4"	6,5	310x195x290
Art. 028-P170-AB2	170	35000	65	1"	415	430x260x450



FLOW METER IN-LINE AND NOZZLE FOR AdBlue®

Turbine flow meter that features high precision performance for the measurement of non-commercial use for AdBlue®. The software enables full control of dispensing system thanks to the various functions featured. Applicable on motor pumps or directly to dispensing nozzles. It can also be supplied with adjustable flow direction.



Art. 099-5120-000

Digital turbine flow meter IN-LINE for AdBlue® min-max flow rate 10-150 l/min

- 6 digits totalizer (non resettable)
- 6 digits partial (resettable)
- Allowed fluids: AdBlue® antifreeze, windscreen



Art. 099-5199-000

Manual plastic nozzle "AD90" for AdBlue®

- Flow rate 90 l/min
- Viton seals
- Complete with hose-tail fitting
- Swivel connection D20



Art. 099-5210-000

Stainless steel automatic nozzle "AD80" for AdBlue®

- Flow rate 80 l/min
- Viton seals
- Complete with hose-tail fitting
- Swivel connection D20

Technical data	Flow rate	Pressure	Accuracy	Inlet-outlet	Weight	Packaging
	l/min	bar	%	BSPG	Kg	mm
Art. 099-5120-000	10-150	10	+/- 0,5	F 1"-F 1"	0,35	145x135x85
Art. 099-5199-000	90	3.4	-	F 1"-20	0,28	400x175x57
Art. 099-5210-000	80	3.4	-	F 1"-20	2,6	400x175x57

Art. 099-6000-000

Suction connections CDS



Art. 099-6010-000

External suction connections S60x6



Art. 099-6020-006

Plastic foot valve with filter F 1"

• Flow rate 80 l/min



Art. R1-9080-0506

Plastic nipple 3/4" BSP 1" BSP

Art. R1-9080-0606

Plastic nipple 1" BSP 1" BSP



Art. R1-9100-2005

Plastic fitting linear M 3/4" BSP - ø 20

Art. R1-9100-2505

Plastic fitting linear M 3/4" BSP - ø 25

Art. R1-9100-2006

Plastic fitting linear M 1" BSP - ø 20

Art. R1-9100-2506

Plastic fitting linear M 1" BSP - ø 25



Art. R1-9102-2006

Plastic fitting 90° male M 1" BSP - ø 20



Art. R1-9105-2006

Plastic fitting female F 1" BSP - ø 20



Art. R1-9106-2006

Plastic fitting 90° female F 1" BSP - ø 20



Art. R1-9125-2006

Plastic fitting 90° male-female M/F 1" BSP - ø 20



Art. R1-9120-0606

Plastic fitting 90° male-female M/F 1" BSP





SUCTION HOSE FOR AdBlue®



Art. 099-6500-000

Suction hose with plug head 2" BSP

- For IBC tanks and Mauser-Greif barrels
- Length max 1050 mm



Art. 099-6505-000

Drum adapter F 2" BSP - M 70x6

- For Mauser barrels



Art. 099-6510-011

Aspiration kit EPDM hose L. 1,10 m with suction connections CDS

- EPDM hose, inner \varnothing 19
- Inlet-outlet BSP-G M1" - \varnothing 19
- Suction connection CDS



Art. 099-6512-015

Aspiration kit EPDM hose with valve + filter L. 1,50 m

- EPDM hose, inner \varnothing 19
- Inlet-outlet BSP-G M1" - \varnothing 19
- Foot valve F1" with filter



Art. X-3017-20032

Stainless steel hose clamp 20x32 mm



Antistatic rubber hose EPDM 20 bar

Technical data	Hose length	\varnothing hose	Dimension	Weight	Packaging
	m	G	mm	Kg	mm
Art. 909-0500-020	2 m	3/4"	19x29	1,5	400x400x100
Art. 909-0500-040	4 m	3/4"	19x29	2,5	400x400x100
Art. 909-0500-060	6 m	3/4"	19x29	3,4	400x400x100
Art. 909-0500-100	10 m	3/4"	19x29	5,3	400x400x150

Suitable for the dispensing of AdBlue® they are prearranged for the direct application to the pump tank.

Art. 099-5620-000

Polypropylene rotary pump for AdBlue®

- Delivery capacity: 20 l/min (5 L. revolution)
- For 50/220 L. barrels
- Plastic drum adaptor 2"
- Viton seals
- Stainless steel hardware
- Spout (external diameter 1")



Art. 099-3717-000

Hand lever pump for AdBlue®

- Delivery capacity: 0,25 L. stroke
- Telescopic shank for 50/220 L. barrels
- Plastic drum adaptor 2"
- Made in polypropylene, viton seals
- Suitable for transfer anti-freeze and windscreen liquid



Technical data	Fluid	Spout	Delivery capacity	Weight	Dimension	Box
	Type	BSP	l/min	Kg	mm	pcs
Art. 099-5620-000	AdBlue	1"	20 (5 L.revolution)	1,93	160x340x140	1
Art. 099-3717-000	AdBlue	3/4"	0,25 stroke	1,4	510x240x110	1



FIXED VARNISHED HOSE REELS FOR AdBlue® 20 bar

These automatic hose reels with spring, fixed, powder coated for flexible hoses for the delivery of AdBlue®. The spring hose allows to untwist only the necessary length, improving the working and functionality.

Equipped with:

- Antistatic black rubber hoses **EPDM 20 bar**
- **Stainless steel** connections AISI 316
- **Stainless steel** swivelling joint 90° AISI 316
- **Viton seals**



F-400

Article	Hose length	ø hose	Inlet-outlet
	m		
Art. 070-1209-400	without hose	-	M1/2" G - M1/2" G
Art. 070-1209-410	10	1/2"	M1/2" G - M1/2" G



F-460

Article	Hose length	ø hose	Inlet-outlet
	m		
Art. 070-1309-400	without hose	-	M1/2" G - M1/2" G
Art. 070-1309-415	15	1/2"	M1/2" G - M1/2" G



F-550

Article	Hose length	ø hose	Inlet-outlet
	m		
Art. 070-1409-500	without hose	-	F3/4" G - M3/4" G
Art. 070-1409-510	10	3/4"	F3/4" G - M3/4" G
Art. 070-1409-515	15	3/4"	F3/4" G - M3/4" G

SWIVELLING VARNISHED HOSE REELS FOR AdBlue® 20 bar



Article	Hose lenght m	ø hose	Inlet-outlet
Art. 071-1209-400	without hose	-	M1/2" G - M1/2" G
Art. 071-1209-410	10	1/2"	M1/2" G - M1/2" G

S-400



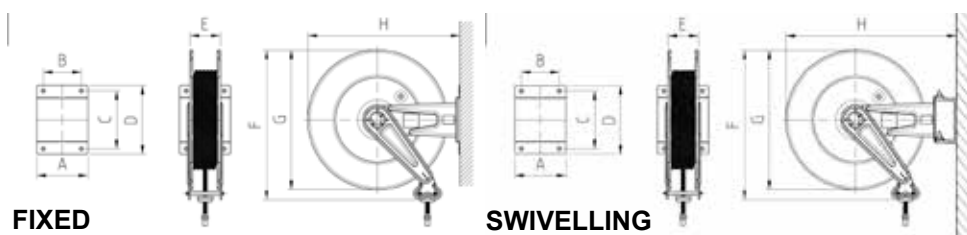
Article	Hose lenght m	ø hose	Inlet-outlet
Art. 071-1309-400	without hose	-	M1/2" G - M1/2" G
Art. 071-1309-415	15	1/2"	M1/2" G - M1/2" G

S-460



Article	Hose lenght m	ø hose	Inlet-outlet
Art. 071-1409-500	without hose	-	F3/4" G - M3/4" G
Art. 071-1409-510	10	3/4"	F3/4" G - M3/4" G
Art. 071-1409-515	15	3/4"	F3/4" G - M3/4" G

S-550



OVERALL DIMENSIONS

Mod.	A	B	C	D	E	F	G	H	Kg	Packaging mm
F-400	158	120	168	192	95	450	400	435	12,50<19,50	600x260x540
F-460	158	120	168	192	95	480	460	500	16,50<23,00	600x260x590
F-550	200	150	225	270	120	590	550	600	22,00<45,00	640x300x685
S-400	150	120	168	196	95	450	400	510	13,50<20,50	640x350x685
S-460	150	120	168	196	95	480	460	575	17,50<24,00	640x300x685
S-550	200	150	225	270	120	590	550	680	23,00<45,00	640x350x685



FIXED STAINLESS STEEL HOSE REELS FOR AdBlue® 20 bar

These automatic hose reels with spring, fixed, powder coated for flexible hoses for the delivery of AdBlue®. The spring hose allows to untwist only the necessary length, improving the working and functionality.

Equipped with:

- Antistatic black rubber hoses **EPDM 20 bar**
- **Stainless steel** connections AISI 316
- **Stainless steel** swivelling joint 90° AISI 316
- **Viton seals**

FX-400



Article	Hose length	ø hose	Inlet-outlet
	m		
Art. 070-2209-400	without hose	-	M1/2" G - M1/2" G
Art. 070-2209-410	10	1/2"	M1/2" G - M1/2" G

FX-460



Article	Hose length	ø hose	Inlet-outlet
	m		
Art. 070-2309-400	without hose	-	M1/2" G - M1/2" G
Art. 070-2309-415	15	1/2"	M1/2" G - M1/2" G

FX-550



Article	Hose length	ø hose	Inlet-outlet
	m		
Art. 070-2409-500	without hose	-	F3/4" G - M3/4" G
Art. 070-2409-510	10	3/4"	F3/4" G - M3/4" G
Art. 070-2409-515	15	3/4"	F3/4" G - M3/4" G

SWIVELLING STAINLESS STEEL HOSE REELS FOR AdBlue® 20 bar



Article	Hose lenght m	ø hose	Inlet-outlet
Art. 071-2209-400	without hose	-	M1/2" G - M1/2" G
Art. 071-2209-410	10	1/2"	M1/2" G - M1/2" G

SX-400



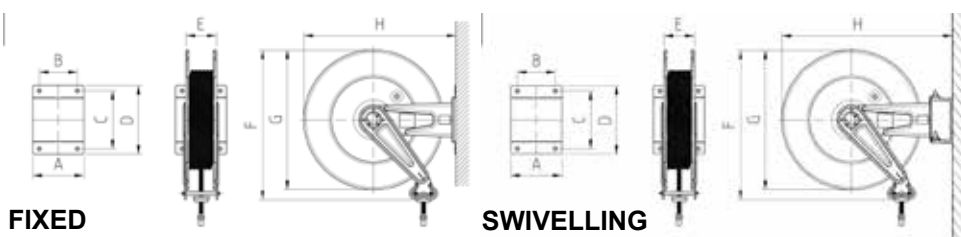
Article	Hose lenght m	ø hose	Inlet-outlet
Art. 071-2309-400	without hose	-	M1/2" G - M1/2" G
Art. 071-2309-415	15	1/2"	M1/2" G - M1/2" G

SX-460



Article	Hose lenght m	ø hose	Inlet-outlet
Art. 071-2409-500	without hose	-	F3/4" G - M3/4" G
Art. 071-2409-510	10	3/4"	F3/4" G - M3/4" G
Art. 071-2409-515	15	3/4"	F3/4" G - M3/4" G

SX-550



OVERALL DIMENSIONS

Mod.	A	B	C	D	E	F	G	H	Kg	Packaging mm
FX-400	158	120	168	192	95	450	400	435	12,50<19,50	600x260x540
FX-460	158	120	168	192	95	480	460	500	16,50<23,00	600x260x590
FX-550	200	150	225	270	120	590	550	600	22,00<45,00	640x300x685
SX-400	150	120	168	196	95	450	400	510	13,50<20,50	640x350x685
SX-460	150	120	168	196	95	480	460	575	17,50<24,00	640x300x685
SX-550	200	150	225	270	120	590	550	680	23,00<45,00	640x350x685



FLOW METER IN-LINE AND NOZZLE FOR FOODSTUFFS

Turbine flow meter that features high precision performance for the measurement of non-commercial use liquid foodstuff (milk, oil, water). The software enables full control of dispensing system thanks to the various functions featured. Applicable on motor pumps or directly to dispensing nozzles. It can also be supplied with adjustable flow direction.



Art. 100-5120-000

Digital turbine flow meter IN-LINE foodstuffs min-max flow rate 10-150 l/min

- 6 digits totalizer (non resettable)
- 6 digits partial (resettable)
- Allowed fluids: milk, oil, drinking, water



Art. 100-5199-020

Manual plastic nozzle "F120" for foodstuffs

- Flow rate 120 l/min
- Viton seals
- Complete with hose-tail fitting
- Swivel connection D20



Art. 100-5199-025

Manual plastic nozzle "F120" for foodstuffs

- Flow rate 120 l/min
- Viton seals
- Complete with hose-tail fitting
- Swivel connection D25

Technical data	Flow rate	Pressure	Accuracy	Inlet-outlet	Weight	Packaging
	l/min	bar	%	BSPG	Kg	mm
Art. 100-5120-000	10-150	10	+/- 0,5	F 1"-F 1"	0,35	145x135x85
Art. 100-5199-020	120	10	-	F 1"-20	0,28	400x175x57
Art. 100-5199-025	120	10	-	F 1"-25	0,28	400x175x57

Suitable for the dispensing of chemical products transfer, they are prearranged for the direct application to the pump tank.

Art. 100-3725-000

Stainless steel manual pump AISI 316 for chemical products transfer

- Delivery capacity: 0,125 l/stroke
- With adaptor for drum connection
- Shank long 550<940 for drums to 20<220 L.
- PTFE seals



Art. 030-1390-000

Trolley for plastic drums 20<30 L.

- Equipped with:
- 2 wheels ø 100 mm
 - Base dimension 215x275 mm



Technical data	Delivery	For drums	Inlet	Weight	Packaging
	l/stroke	l	BSPG	Kg	mm
Art. 100-3725-000	0,125	20<220	1/2F	2,1	740x205x95
Art. 030-1390-000	-	20<30	-	3,7	550x270x120

NOTES



GENERAL SALES CONDITIONS

Please, when ordering, use the reference code number.

Claims will not be accepted, if coming after 8 (eight) days from receipt of order. After this period, the merchandise will be intended tacitly accepted.

The goods travel at customer's risk, even if agreed free his residence.

Except previously agreed, all prices are intended ex seller's work.

In case of late payments, for any reason, including non-arrival of expiring notice, the buyer shall pay to the seller the annual interest in force on selling, at the amount shown on the corresponding invoice.

Any change of faulty material shall be effected only if sent to "MECLUBE" free port and by authority received.

"MECLUBE" takes upon itself no responsibility for deiciency of materials or parcel damages caused by the shipment.

For any controversy, only the court of Mantova will entertain jurisdiction.

Specifications, dimensions and features reported in this catalogue are not binding, and due to continuous performance enhancements of equipments and accessories, can be modiied without notice.



MECLUBE srl

Strada Pavese, 13 - Loc. Bondeno
46023- Gonzaga (MN) - ITALIA
Tel. +39 0376 595006 - +39 0376 595035
Fax +39 0376 54144
info@meclube.com

www.meclube.com