

HOW TO BUILD

diy balloon garland

GUIDE

STEP-BY-STEP INSTRUCTIONS

Float
BALLOON CO.

541-450-3964

HELLO@FLOATBALLOONCO.COM

WWW.FLOATBALLOONCO.COM



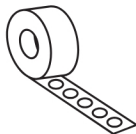
@FLOATBALLOON.CO



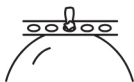
Blow up your balloons to various sizes - aim for a perfect circle, not a pear shape. This gives your garland a nice shape



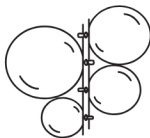
Keep 5-15 smaller balloons aside for filling in gaps later on. This will make your finished garland fuller.



Take balloon strip, and be sure to leave about a foot of strip on either side of the garland, this will help you attach the garland to the wall later on



Using the balloon decorating strip, push the end of each balloon through the hole to attach



Alternate different color & size balloons to add dimension and create your garland design



Once the garland is on display, fill in any gaps with the smaller balloons. Use glue dots to attach the smaller balloons to the garland

We hope your party is poppin!

HOW TO HANG balloon garland GUIDE

STEP-BY-STEP INSTRUCTIONS

Float
BALLOON CO.

541-450-3964

HELLO@FLOATBALLOONCO.COM

WWW.FLOATBALLOONCO.COM

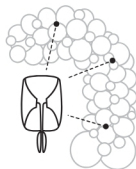


@FLOATBALLOON.CO



Anchor to an existing structure (banister or railing):

Use fishing line, ribbon or twine to loop around the garland's centerline and tie around your anchor point




Attach to a wall:

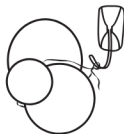
Use adhesive hooks to create anchor points. Use 1 hook per 2ft, i.e for 6ft garland you'll use 3 hooks



Be sure to attach the hooks well in advance. Follow the manufacturer's instructions to ensure a safe & secure hold



Take the start of the balloon strip and put it directly through the first hook. Work in sections and attach the rest of the garland to the hooks



If your garland is too thick you may use a fishing line or twine to tie a loop around the garland and attach it to the hook



Fluff up and reposition balloons to achieve the look you like best. You may add extra decorations or florals as preferred

We hope your party is poppin!

Don't release balloons in the environment.
Pop and bin balloons after use

