

S10

TASK

S10

The curves of this chair that started from an ergonomic design promote back health. The S10 reacts flexibly with the user's various movements and maintains a comfortable sitting position by use of custom controls.

SINGLE - TOUCH, ADJUSTABLE LUMBAR SUPPORT

Regulation of the height and depth of lumbar support works with just one touch. With a simple method of operation, it makes the best back support possible in a way that suits the user.




SINGLE TOUCH, REMOVABLE SEAT FUNCTIONS

With only one touch, the seat pad can be removed easily and conveniently to avoid disfiguration by use of other unwanted users. The other function is to be able to change fabric color simply.



ADJUSTMENT OF SEAT DEPTH

Control of the depth of the seat in view of the various users' body types and movements of position enables a reduction of the effects of pressure on the thighs and maintains optimal comfort.



COLLECTION





TASK

COLLECTION

S10G120L
Mesh - Black S10-101
Fabric - Green S40-203

S10G220M
Mesh - Black S10-101
Fabric - Orange S40-208

SPECIFICATION

* All specifications are made up of white and black frames.

<p>S10G120L</p> 	<p>Headrest height / angle adjustment Lumbar support height adjustment (Pad type) Armrest height / back-and-forth / rotation adjustment Seat depth / angle adjustment Decoupling of the seat Multi-locking (3 step adjustment) Tilting strength adjustment</p> <p>W680 * D560 * H1130</p>	<p>S10G120M</p> 	<p>Lumbar support height adjustment (Pad type) Armrest height / back-and-forth / rotation adjustment Seat depth / angle adjustment Decoupling of the seat Multi-locking (3 step adjustment) Tilting strength adjustment</p> <p>W680 * D560 * H970</p>
--	---	--	---

<p>S10G220L</p> 	<p>Headrest height / angle adjustment Lumbar support height adjustment (Pad type) Fixed armrest Seat depth / angle adjustment, Decoupling of the seat Multi-locking (3 step adjustment) Tilting strength adjustment</p> <p>W670 * D560 * H1130</p>	<p>S10G220M</p> 	<p>Lumbar support height adjustment (Pad type) Fixed armrest Seat depth / angle adjustment, Decoupling of the seat Multi-locking (3 step adjustment) Tilting strength adjustment</p> <p>W670 * D560 * H970</p>
--	--	--	--

<p>S10E120L</p> 	<p>Headrest height / angle adjustment Armrest height / back-and-forth / rotation adjustment Seat depth / angle adjustment Decoupling of the seat Multi-locking (3 step adjustment) Tilting strength adjustment</p> <p>W680 * D560 * H1130</p>	<p>S10E120M</p> 	<p>Armrest height / back-and-forth / rotation adjustment Seat depth / angle adjustment Decoupling of the seat Multi-locking (3 step adjustment) Tilting strength adjustment</p> <p>W680 * D560 * H970</p>
---	---	---	---

<p>S10E220L</p> 	<p>Headrest height / angle adjustment Fixed armrest Seat depth / angle adjustment Decoupling of the seat Multi-locking (3 step adjustment) Tilting strength adjustment</p> <p>W670 * D560 * H1130</p>	<p>S10E220M</p> 	<p>Fixed armrest Seat depth / angle adjustment Decoupling of the seat Multi-locking (3 step adjustment) Tilting strength adjustment</p> <p>W670 * D560 * H970</p>
--	---	--	---


* Leather specifications are made up of black frame.

<p>S10D100L</p> <p>PVC seat (back mesh)</p> 	<p>Headrest height / angle adjustment Lumbar support height adjustment (Pad type) Armrest height / back-and-forth / rotation adjustment Seat depth / angle adjustment Decoupling of the seat Multi-locking (3 step adjustment) Tilting strength adjustment</p> <p>W680 * D560 * H1130</p>	<p>S10D100M</p> <p>PVC seat (back mesh)</p> 	<p>Lumbar support height adjustment (Pad type) Armrest height / back-and-forth / rotation adjustment Seat depth / angle adjustment Decoupling of the seat Multi-locking (3 step adjustment) Tilting strength adjustment</p> <p>W680 * D560 * H970</p>
--	---	--	---


<p>S17P130L</p> <p>PVC</p> 	<p>Headrest height / angle adjustment Lumbar support height adjustment (Pad type) Armrest height / back-and-forth / rotation adjustment Seat depth / angle adjustment Multi-locking (3 step adjustment) Tilting strength adjustment</p> <p>W670 * D600 * H1160</p>	<p>S17P130M</p> <p>PVC</p> 	<p>Lumbar support height adjustment (Pad type) Armrest height / back-and-forth / rotation adjustment Seat depth / angle adjustment Multi-locking (3 step adjustment) Tilting strength adjustment</p> <p>W670 * D600 * H990</p>
---	--	---	--

S10 WHITE / BLACK

Frame



Backrest - MESH

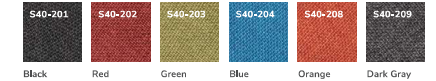


Light Gray




Dark Gray

Seat - FABRIC




Black Red Green Blue Orange Dark Gray



Black Red Green Blue Orange Dark Gray

S10 LEATHER

Frame



Backrest - MESH / LEATHER



Black



Black PVC Leather

Seat - LEATHER



Black PVC Leather