



2018 MAKING THE GRADE

A CENTRAL TEXAS SCHOOL DISTRICT GUIDE

An in-depth look at the Travis, Williamson and Hays County school districts and their most recent accountability ratings. Information sourced from The Texas Education Agency (TEA). A state agency that oversees primary and secondary public education in the state of Texas. It helps deliver education to more than 5 million students.

TNT
TEXAS NATIONAL TITLE
A MOTHER LODE COMPANY

WWW.TEXASNATIONALTITLE.COM

TEA'S ACCOUNTABILITY REPORTING OVERVIEW

TEXAS ACADEMIC PERFORMANCE REPORTS (TAPR)

The Texas Academic Performance Reports (TAPR) pull together a wide range of information on the performance of students in each school and district in Texas every year. Performance is shown disaggregated by student groups, including ethnicity and socioeconomic status. The reports also provide extensive information on school and district staff, programs, and student demographics. The data presented in this guide is from the 2017-2018 school year.

Due to the extensivity of the information found in the TAPRs, this guide will only highlight the findings on the school districts in Travis, Williamson and Hays Counties such as student, staff, graduation/drop out rates.

To view the entirety of the TAPRs, please visit <https://tea.texas.gov/2018accountability.aspx>

TEA'S ACCOUNTABILITY RATINGS

TEA uses an accountability system to evaluate the academic performance of Texas public schools. Information from different sources is used to calculate and assign accountability ratings and award distinction designations. The accountability ratings are updated in August of each year. The ratings presented in this guide is from the 2017-2018 school year.

WHO IS RATED?

Districts

Regular foundation school program (FSP) districts and special statutory districts are rated. Districts and charter operators are evaluated on the aggregate results of the campuses operated by the district and charter operator. New districts, including new charter districts, are evaluated the first year they report fall enrollment.

State-administered school districts, including Texas School for the Blind and Visually Impaired, Texas School for the Deaf, Texas Juvenile Justice Department, and Windham School District are not rated. Also, districts with no students enrolled in grades tested (3-12) are not rated.

Campuses

All public school campuses, including AECs and open-enrollment charter schools, are rated. New campuses and new open-enrollment charter schools are evaluated the first year they report fall enrollment. The pairing process is used to issue performance results for campuses (serving any grades from PK to 12) with no students enrolled in the grades tested.

WHO IS NOT RATED?

Residential Facilities

Charter Districts and Alternative Education Campuses (AECs) identified as residential facilities and Alternative Education Accountability (AEA) charter districts that operate only residential facilities are not evaluated. Performance index results are reported, but a rating label is not assigned. Students enrolled in AECs and charter districts operating as residential facilities are excluded from the reported performance information if Public Education Information Management System (PEIMS) student attribution codes were submitted accurately.

Juvenile Justice Alternative Education Programs (JJAEPs) and Disciplinary Alternative Education Programs (DAEPs)

Campuses identified as JJAEPs and DAEPs are not evaluated. State statute and statutory intent prohibit the attribution of student performance results to JJAEPs and DAEPs. This means that attendance and performance data for students served in JJAEPs and DAEPs are reported to the students' home campuses, and the home campus is evaluated based on the results.

Short-Term campuses

Campuses that serve students in grades 3-12, but have no test results for evaluation (due to the accountability subset) are not rated. This includes AECs with short-term student placements.

Charter campuses with no students in grades tested

Open-enrollment charter schools that do not serve students in grades 3-12 are not rated.

Campuses with students enrolled in grades 3-12 that have no test results Campuses with students enrolled in grades 3-12 and without test results for evaluation

(due to the accountability subset) are not rated.

OVERVIEW OF THE 2018 ACCOUNTABILITY SYSTEM

The overall design of the accountability system evaluates performance according to three domains:

Student Achievement evaluates performance across all subjects for all students, on both general and alternate assessments, College, Career, and Military Readiness (CCMR) indicators, and graduation rates.

School Progress measures district and campus outcomes in two areas: the number of students that grew at least one year academically (or are on track) as measured by STAAR results and the achievement of all students relative to districts or campuses with similar economically disadvantaged percentages.

Closing the Gaps uses disaggregated data to demonstrate differentials among racial/ethnic groups, socioeconomic backgrounds and other factors. The indicators included in this domain, as well as the 2018 Accountability Manual 4 Chapter 1—2018 Accountability Overview domain's construction, align the state accountability system with the Every Student Succeeds Act (ESSA).

RATING LABELS

Districts and campuses receive an overall rating, as well as a rating for each domain.

The 2018 rating labels for districts and campuses are as follows.

DISTRICTS

A, B, C, or D: Assigned for overall performance and for performance in each domain to districts (including those evaluated under alternative education accountability [AEA]) that meet the performance target for the letter grade

F: Assigned for overall performance and for performance in each domain to districts (including AEAs) that do not meet the performance target to earn at least a D

Not Rated: Assigned to districts that—under certain, specific circumstances—do not receive a rating

CAMPUSES

Met Standard indicates acceptable performance and is assigned to campuses that meet the targets in overall performance and for performance in each domain

Met Alternative Standard overall performance and for performance in each domain to alternative education campuses evaluated under AEA provisions that meet the performance targets

Improvement Required indicates overall performance and for performance in each domain to campuses (including AECs) that do not meet the performance targets

Not Rated assigned under certain, specific circumstances—do not receive a rating

DISTINCTION DESIGNATIONS

Campuses that receive an accountability rating of Met Standard are eligible to earn distinction designations. Distinction designations are awarded for achievement in several areas and are based on performance relative to a group of campuses of similar type, size, grade span, and student demographics. The distinction designation indicators are typically separate from those used to assign accountability ratings. Districts that receive a rating of A, B, C, or D are eligible for a distinction designation in postsecondary readiness.

- **Academic Achievement in English Language Arts/Reading** (campus only)
- **Academic Achievement in Mathematics** (campus only)
- **Academic Achievement in Science** (campus only)
- **Academic Achievement in Social Studies** (campus only)
- **Top 25 Percent: Comparative Academic Growth** (campus only)
- **Top 25 Percent: Comparative Closing the Gaps** (campus only)
- **Postsecondary Readiness** (campus only)

2017-2018 CENTRAL TEXAS SCHOOL DISTRICT INFORMATION: TRAVIS COUNTY

AUSTIN ISD www.austinisd.org

DISTRICT SNAPSHOT

Overall TEA Grading (2017-2018)	B
Number of Campuses	129
Total Students (2017-2018)	81,346
Total Staff (2017 Teachers/Admin)	11,447
STAAR Testing (Met Grade Level)	52%
Dropout Rate (Grades 9-12)	0.8%
Four-Year Graduation Rate	93.3%
Scored At or Above the College Ready Level	57.7%

SAT, ACT, or TSA

TEA ACCOUNTABILITY RATING

CAMPUS

RATING

Akins High School	Met Standard
Comparative Academic Growth	Distinction Earned
Postsecondary Readiness	Distinction Earned
Comparative Closing the Gaps	Distinction Earned
Allison Elementary School	Met Standard
Alternative Learning Center	Not Rated
Anderson High School	Met Standard
ELA/Reading	Distinction Earned
Mathematics	Distinction Earned
Science	Distinction Earned
Social Studies	Distinction Earned
Postsecondary Readiness	Distinction Earned
Andrews Elementary School	Met Standard
Austin High School	Met Standard
ELA/Reading	Distinction Earned
Postsecondary Readiness	Distinction Earned
Austin ISD Child Development Ctr	Met Standard
Austin St. Hospital	Not Rated
Bailey Middle School	Met Standard
Baldwin Elementary School	Met Standard
Baranoff Elementary School	Met Standard
Barrington Elementary School	Met Standard
Barton Hills Elementary School	Met Standard
Science	Distinction Earned
Becker Elementary School	Met Standard
Science	Distinction Earned
Bedichek Middle School	Met Standard
Science	Distinction Earned

Blackshear Elementary School	Science
Postsecondary Readiness	Distinction Earned
Blanton Elementary School	Mathematics
Postsecondary Readiness	Distinction Earned
Comparative Closing the Gaps	Distinction Earned
Blazier Elementary School	Mathematics
Science	Distinction Earned
Comparative Academic Growth	Distinction Earned
Postsecondary Readiness	Distinction Earned
Comparative Closing the Gaps	Distinction Earned
Boone Elementary School	ELA/Reading
Science	Distinction Earned

Bowie High School	Mathematics
Science	Distinction Earned
Social Studies	Distinction Earned
Comparative Academic Growth	Distinction Earned
Postsecondary Readiness	Distinction Earned
Comparative Closing the Gaps	Distinction Earned

Brentwood Elementary School	Science
Brooke Elementary School	Science
Brown Elementary School	Comparative Closing the Gaps
Bryker Wood Elementary School	Improvement Required
Burnet Middle School	Improvement Required
Campbell Elementary School	Met Standard
Casey Elementary School	Met Standard

Casey Elementary School	ELA/Reading
Casis Elementary School	ELA/Reading

Clayton Elementary School	ELA/Reading
Postsecondary Readiness	Distinction Earned
Comparative Closing the Gaps	Distinction Earned

Cook Elementary School	Met Standard
Covington Middle School	Met Standard
ELA/Reading	Distinction Earned
Comparative Academic Growth	Distinction Earned
Cowan Elementary School	Met Standard
ELA/Reading	Distinction Earned
Postsecondary Readiness	Distinction Earned
Crockett High School	Met Standard
Postsecondary Readiness	Distinction Earned
Comparative Closing the Gaps	Distinction Earned
Cunningham Elementary School	Met Standard

Comparative Academic Growth	Distinction Earned
DAEP Elementary School	Not Rated
Davis Elementary School	Met Standard
Dawson Elementary School	Met Standard
Science	Distinction Earned

Dell Children's Medical Center	Not Rated
Dobie Middle School	Met Standard
Dobie PK Center	Met Standard
Doss Elementary School	Met Standard
ELA/Reading	Distinction Earned
Postsecondary Readiness	Distinction Earned
Eastside Memorial at The Johnstons	Met Standard
Fulmore Middle School	Met Standard
ELA/Reading	Distinction Earned
Science	Distinction Earned
Social Studies	Distinction Earned
Postsecondary Readiness	Distinction Earned

Galindo Elementary School	Met Standard
Garcia YMLA	Met Standard

Met Standard	Distinction Earned
Distinction Earned	Distinction Earned
Met Standard	Distinction Earned
Distinction Earned	Distinction Earned
Met Standard	Distinction Earned
Distinction Earned	Distinction Earned
Met Standard	Distinction Earned
Distinction Earned	Distinction Earned
Met Standard	Distinction Earned
Distinction Earned	Distinction Earned

Met Standard	Distinction Earned
Distinction Earned	Distinction Earned
Met Standard	Distinction Earned
Distinction Earned	Distinction Earned
Met Standard	Distinction Earned
Distinction Earned	Distinction Earned

Met Standard	Distinction Earned
Met Standard	Distinction Earned
Met Standard	Distinction Earned

Met Standard	Distinction Earned
Met Standard	Distinction Earned
Met Standard	Distinction Earned
Met Standard	Distinction Earned

Met Standard	Distinction Earned
Met Standard	Distinction Earned
Met Standard	Distinction Earned
Met Standard	Distinction Earned

Met Standard	Distinction Earned
Met Standard	Distinction Earned
Met Standard	Distinction Earned
Met Standard	Distinction Earned

Met Standard	Distinction Earned
Met Standard	Distinction Earned
Met Standard	Distinction Earned
Met Standard	Distinction Earned

Met Standard	Distinction Earned
Met Standard	Distinction Earned
Met Standard	Distinction Earned
Met Standard	Distinction Earned

Met Standard	Distinction Earned
Met Standard	Distinction Earned
Met Standard	Distinction Earned
Met Standard	Distinction Earned

Met Standard	Distinction Earned
Met Standard	Distinction Earned
Met Standard	Distinction Earned
Met Standard	Distinction Earned

Met Standard	Distinction Earned
Met Standard	Distinction Earned
Met Standard	Distinction Earned
Met Standard	Distinction Earned

Garza Independence High School	Met Standard
Met Standard	Distinction Earned
Distinction Earned	Distinction Earned
Govalle Elementary School	Met Standard
Comparative Academic Growth	Distinction Earned
Graduation Prep Acad. Lanier	Met Standard
Graduation Prep Acad. Travis	Met Standard
Graham Elementary School	Met Standard
ELA/Reading	Distinction Earned
Mathematics	Distinction Earned
Science	Distinction Earned
Comparative Academic Growth	Distinction Earned
Postsecondary Readiness	Distinction Earned
Comparative Closing the Gaps	Distinction Earned

Guerrero Thompson Elementary School	Met Standard
Distinction Earned	Distinction Earned
Postsecondary Readiness	Distinction Earned
Comparative Closing the Gaps	Distinction Earned
Gullett Elementary School	Met Standard
ELA/Reading	Distinction Earned
Mathematics	Distinction Earned
Comparative Academic Growth	Distinction Earned
Postsecondary Readiness	Distinction Earned
Comparative Closing the Gaps	Distinction Earned

Harris Elementary School	Met Standard
Hart Elementary School	Met Standard
Highland Park Elementary School	Met Standard
ELA/Reading	Distinction Earned
Science	Distinction Earned
Postsecondary Readiness	Distinction Earned
Comparative Closing the Gaps	Distinction Earned

Hill Elementary School	Met Standard
Houston Elementary School	Met Standard
Science	Distinction Earned
International High School	Met Standard
Jordan Elementary School	Met Standard
Joslin Elementary School	Met Standard
Kealing Middle School	Met Standard
ELA/Reading	Distinction Earned
Mathematics	Distinction Earned
Science	Distinction Earned
Comparative Academic Growth	Distinction Earned
Postsecondary Readiness	Distinction Earned

Kiker Elementary School	Met Standard
ELA/Reading	Distinction Earned
Postsecondary Readiness	Distinction Earned
Comparative Closing the Gaps	Distinction Earned
Kocurek Elementary School	Met Standard
Lamar Middle School	Met Standard
Langford Elementary School	Met Standard
Comparative Academic Growth	Distinction Earned

Lanier High School	Met Standard
ELA/Reading	Distinction Earned
Postsecondary Readiness	Distinction Earned
Comparative Closing the Gaps	Distinction Earned
Lasa High School	Met Standard
ELA/Reading	Distinction Earned
Mathematics	Distinction Earned
Science	Distinction Earned
Social Studies	Distinction Earned
Comparative Academic Growth	Distinction Earned
Postsecondary Readiness	Distinction Earned
Comparative Closing the Gaps	Distinction Earned

LBJ High School	Met Standard
ELA/Reading	Distinction Earned
Science	Distinction Earned
Postsecondary Readiness	Distinction Earned
Comparative Closing the Gaps	Distinction Earned
Leadership Academy	Not Rated
Lee Elementary School	Met Standard
Linder Elementary School	Met Standard
Maplewood Elementary School	Met Standard
Martin Middle School	Met Standard
Science	Distinction Earned

Mathews Elementary School	Met Standard
ELA/Reading	Distinction Earned
Comparative Academic Growth	Distinction Earned
Postsecondary Readiness	Distinction Earned
Comparative Closing the Gaps	Distinction Earned
McBee Elementary School	Met Standard

Met Standard	Distinction Earned
Met Standard	Distinction Earned
Met Standard	Distinction Earned
Met Standard	Distinction Earned

Met Standard	Distinction Earned
Met Standard	Distinction Earned
Met Standard	Distinction Earned
Met Standard	Distinction Earned

Met Standard	Distinction Earned
Met Standard	Distinction Earned
Met Standard	Distinction Earned
Met Standard	Distinction Earned



2017-2018 CENTRAL TEXAS SCHOOL DISTRICT INFORMATION:

TRAVIS COUNTY

McCallum High School ELA/Reading Mathematics Postsecondary Readiness	Met Standard Distinction Earned Distinction Earned Distinction Earned
Menchaca Elementary School	Met Standard
Mendez Middle School	Improvement Required
Metz Elementary School	Met Standard
Mills Elementary School Comparative Closing the Gaps	Met Standard Distinction Earned
Murchison Middle School	Met Standard
Norman Elementary School Comparative Academic Growth Postsecondary Readiness Comparative Closing the Gaps	Met Standard Distinction Earned Distinction Earned Distinction Earned
O Henry Middle School Science	Met Standard Distinction Earned
Oak Hill Elementary School ELA/Reading Science	Met Standard Distinction Earned Distinction Earned
Oak Springs Elementary School	Met Standard
Odum Elementary School	Met Standard
Ortega Elementary School Science Postsecondary Readiness Comparative Closing the Gaps	Met Standard Distinction Earned Distinction Earned Distinction Earned
Overton Elementary School	Met Standard
Padron Elementary School	Met Standard
Palm Elementary School	Met Standard
Paredes Middle School	Met Standard
Patton Elementary School	Met Standard
Pease Elementary School	Met Standard
Pecan Springs Elementary School ELA/Reading Postsecondary Readiness	Met Standard Distinction Earned Distinction Earned
Perez Elementary School	Met Standard
Phoenix Academy	Not Rated
Pickle Elementary School	Met Standard
Pillow Elementary School	Met Standard
Pleasant Hill Elementary School Science	Met Standard Distinction Earned
Reagan High School ELA/Reading Social Studies Postsecondary Readiness Comparative Closing the Gaps	Met Standard Distinction Earned Distinction Earned Distinction Earned Distinction Earned
Reilly Elementary School Postsecondary Readiness	Met Standard Earned
Richards School for Yng. Women Lead. ELA/Reading Mathematics Science Social Studies Postsecondary Readiness Comparative Closing the Gaps	Met Standard Distinction Earned Distinction Earned Distinction Earned Distinction Earned Distinction Earned Distinction Earned
Ridgetop Elementary School	Met Standard
Rodriguez Elementary School	Met Standard
Rosedale School	Met Standard
Sadler Means YWLA	Improvement Required
Sanchez Elementary School	Met Standard
Sims Elementary School Comparative Academic Growth Postsecondary Readiness Comparative Closing the Gaps	Met Standard Distinction Earned Distinction Earned Distinction Earned
Small Middle School	Met Standard
St. Elmo Elementary School Science	Met Standard Distinction Earned
Summit Elementary School	Met Standard
Sunset Valley Elementary School ELA/Reading Science	Met Standard Distinction Earned Distinction Earned
Travis County Day School	Not Rated
Travis County JJAEP	Not Rated
Travis County Juvenile Detention Center	Not Rated
Travis High School ELA/Reading Science Comparative Academic Growth	Met Standard Distinction Earned Distinction Earned Distinction Earned

Postsecondary Readiness Comparative Closing the Gaps	Distinction Earned Distinction Earned
Travis HTS Elementary School ELA/Reading Mathematics Science Comparative Academic Growth	Met Standard Distinction Earned Distinction Earned Distinction Earned Distinction Earned
Uphaus Early Childhood Center	Met Standard
Walnut Creek Elementary School	Met Standard
Webb Middle School	Met Standard
Webb PRI Center	Met Standard
Widen Elementary School	Improvement Required
Williams Elementary School Comparative Academic Growth	Met Standard Distinction Earned
Winn Elementary School Science	Met Standard Distinction Earned
Wooldridge Elementary School	Met Standard
Wooten Elementary School Comparative Closing the Gaps	Met Standard Distinction Earned
Zavala Elementary School Postsecondary Readiness Comparative Closing the Gaps	Met Standard Distinction Earned Distinction Earned
Zilker Elementary School	Met Standard

DEL VALLE ISD www.dvisd.net

DISTRICT SNAPSHOT	
Overall TEA Grading (2017-2018)	D
Number of Campuses	13
Total Students (2017-2018)	11,169
Total Staff (2017 Teachers/Admin)	1,641.6
Meets Grade Level on STAAR Testing	31%
Dropout Rate (Grades 9-12)	1.6%
Four-Year Graduation Rate	91.8
Scored At or Above the College Ready Level SAT, ACT, or TSIA	24.5%

TEA ACCOUNTABILITY RATING	RATING
CAMPUS	
Baty Elementary School	Met Standard
Creedmoor Elementary School	Met Standard
Dailey Middle School	Met Standard
Del Valle Elementary School	Met Standard
Del Valle High School Science Social Studies Postsecondary Readiness	Met Standard Distinction Earned Distinction Earned Distinction Earned
Del Valle Middle School	Met Standard
Del Valle Opportunity Center	Met Standard
Hillcrest Elementary School	Met Standard
Hornsby-Dunlap Elementary School	Met Standard
John P. Ojeda Junior High	Met Standard
Joseph Gilbert Elementary School	Met Standard
Popham Elementary School	Met Standard
Smith Elementary School	Met Standard

EANES ISD www.eanes.k12.tx.us

DISTRICT SNAPSHOT	
Overall TEA Grading (2017-2018)	A
Number of Campuses	10
Total Students (2017-2018)	8,055
Total Staff (2017 Teachers/Admin)	1,113.7
STAAR Testing (Met Grade Level)	82%
Dropout Rate (Grades 9-12)	0.1%
Four-Year Graduation Rate	98.9
Scored At or Above the College Ready Level SAT, ACT, or TSIA	84.2%

TEA ACCOUNTABILITY RATING	RATING
CAMPUS	
Barton Creek Elementary School Science Comparative Academic Growth Comparative Closing the Gaps	Met Standard Distinction Earned Distinction Earned Distinction Earned
Bridge Point Elementary School ELA/Reading Postsecondary Readiness Comparative Closing the Gaps	Met Standard Distinction Earned Distinction Earned Distinction Earned
Cedar Creek Elementary School Comparative Closing the Gaps	Met Standard Distinction Earned
Eanes Elementary School	Met Standard
Forest Trail Elementary School Postsecondary Readiness Comparative Closing the Gaps	Met Standard Distinction Earned Distinction Earned
Hill Country Middle School Social Studies Postsecondary Readiness	Met Standard Distinction Earned Distinction Earned
Valley View Elementary School	Met Standard
West Ridge Middle School ELA/Reading Social Studies Postsecondary Readiness Comparative Closing the Gaps	Met Standard Distinction Earned Distinction Earned Distinction Earned Distinction Earned
Westlake High School ELA/Reading Mathematics Science Social Studies Postsecondary Readiness Comparative Closing the Gaps	Met Standard Distinction Earned Distinction Earned Distinction Earned Distinction Earned Distinction Earned Distinction Earned



2017-2018 CENTRAL TEXAS SCHOOL DISTRICT INFORMATION:

TRAVIS COUNTY

ELGIN ISD

www.elginisd.net

DISTRICT SNAPSHOT

Overall TEA Grading (2017-2018)	C
Number of Campuses	7
Total Students (2017-2018)	4,307
Total Staff (2017 Teachers/Admin)	614.3
STAAR Testing (Met Grade Level)	29%
Dropout Rate (Grades 9-12)	0.7%
Four-Year Graduation Rate	98.7%
Scored At or Above the College Ready Level (SAT, ACT, or TSIA)	46.9%

TEA ACCOUNTABILITY RATING

CAMPUS	RATING
Booker T Washington Elementary School	Met Standard
Elgin Elementary School	Met Standard
Elgin High School	Met Standard
ELA/Reading	Distinction Earned
Science	Distinction Earned
Social Studies	Distinction Earned
Postsecondary Readiness	Distinction Earned
Elgin Middle School	Met Standard
Neidig Elementary School	Improvement Required
Phoenix High School	Improvement Required

LAKE TRAVIS ISD

www.laketravis.txed.net

DISTRICT SNAPSHOT

Overall TEA Grading (2017-2018)	A
Number of Campuses	9
Total Students (2017-2018)	10,382
Total Staff (2017 Teachers/Admin)	1,049.7
STAAR Testing (Met Grade Level)	74%
Dropout Rate (Grades 9-12)	0.9%
Four-Year Graduation Rate	96.1%
Scored At or Above the College Ready Level (SAT, ACT, or TSIA)	72.1%

TEA ACCOUNTABILITY RATING

CAMPUS	RATING
Bee Cave Elementary School	Met Standard
Hudson Bend Middle School	Met Standard
ELA/Reading	Distinction Earned
Science	Distinction Earned
Social Studies	Distinction Earned
Comparative Academic Growth	Distinction Earned
Postsecondary Readiness	Distinction Earned
Comparative Closing the Gaps	Distinction Earned
Lake Pointe Elementary School	Met Standard
ELA/Reading	Distinction Earned
Postsecondary Readiness	Distinction Earned
Comparative Closing the Gaps	Distinction Earned
Lake Travis Elementary School	Met Standard
Science	Distinction Earned
Lake Travis High School	Met Standard
ELA/Reading	Distinction Earned
Science	Distinction Earned
Lake Travis Middle School	Met Standard
Social Studies	Distinction Earned
Lakeway Elementary School	Met Standard
Comparative Closing the Gaps	Distinction Earned
Serene Hills Elementary School	Met Standard
Comparative Closing the Gaps	Distinction Earned
West Cypress Hills Elementary School	Met Standard

LEANDER ISD

www.leanderisd.org

DISTRICT SNAPSHOT

Overall TEA Grading (2017-2018)	B
Number of Campuses	43
Total Students (2017-2018)	38,936
Total Staff (2017 Teachers/Admin)	4,698
STAAR Testing (Met Grade Level)	65%
Dropout Rate (Grades 9-12)	0.1%
Four-Year Graduation Rate	96.9%
Scored At or Above the College Ready Level (SAT, ACT, or TSIA)	65.4%

TEA ACCOUNTABILITY RATING

CAMPUS	RATING
Ada Mae Faubion Elementary School	Met Standard
Artie L Henry Middle School	Met Standard
Science	Distinction Earned
Social Studies	Distinction Earned
Comparative Academic Growth	Distinction Earned
Postsecondary Readiness	Distinction Earned
Comparative Closing the Gaps	Distinction Earned
Bagdad Elementary School	Met Standard
Block House Creek Elementary School	Met Standard
C C Mason Elementary School	Met Standard
Comparative Academic Growth	Distinction Earned

Canyon Ridge Middle School	Met Standard
Science	Distinction Earned
Postsecondary Readiness	Distinction Earned
Comparative Closing the Gaps	Distinction Earned
Cedar Park High School	Met Standard
Science	Distinction Earned
Postsecondary Readiness	Distinction Earned
Comparative Closing the Gaps	Distinction Earned
Cedar Park Middle School	Met Standard
Comparative Closing the Gaps	Distinction Earned
Charlotte Cox Elementary School	Met Standard
ELA/Reading	Distinction Earned
Science	Distinction Earned
Comparative Academic Growth	Distinction Earned
Christine Camacho Elem.	Improvement Required
Cypress Elementary School	Met Standard
Deer Creek Elementary School	Met Standard
Florence W Stiles Middle School	Met Standard
Four Points Middle School	Met Standard
ELA/Reading	Distinction Earned
Science	Distinction Earned
Social Studies	Distinction Earned
Postsecondary Readiness	Distinction Earned
Glenn High School	Met Standard
Social Studies	Distinction Earned
Grandview Hills Elementary School	Met Standard
ELA/Reading	Distinction Earned
Mathematics	Distinction Earned
Comparative Academic Growth	Distinction Earned
Postsecondary Readiness	Distinction Earned
Comparative Closing the Gaps	Distinction Earned
Jim Plain Elementary School	Met Standard
Knox Wiley Middle School	Met Standard
Comparative Academic Growth	Distinction Earned
Laura Welch Bush Elementary School	Met Standard
Mathematics	Distinction Earned
Science	Distinction Earned
Comparative Academic Growth	Distinction Earned
Postsecondary Readiness	Distinction Earned
Comparative Closing the Gaps	Distinction Earned
Leander High School	Met Standard
Mathematics	Earned
Social Studies	Earned
Comparative Closing the Gaps	Earned
Leander Middle School	Met Standard
Social Studies	Distinction Earned
Comparative Academic Growth	Distinction Earned
Comparative Closing the Gaps	Distinction Earned
Lois F Giddens Elementary School	Met Standard
New Hope High School	Met Alt. Standard
Officer Leonard A Reed Elem. School	Met Standard
Parkside Elementary School	Met Standard
Patricia Knowles Elementary School	Met Standard
Pauline Naumann Elementary School	Met Standard
Comparative Academic Growth	Distinction Earned
Pleasant Hill Elementary School	Met Standard
River Place Elementary School	Met Standard
ELA/Reading	Distinction Earned
River Ridge Elementary School	Met Standard
Mathematics	Distinction Earned
Science	Distinction Earned
Comparative Academic Growth	Distinction Earned
Comparative Closing the Gaps	Distinction Earned
Ronald Reagan Elementary School	Met Standard
Rouse High School	Met Standard
Comparative Closing the Gaps	Distinction Earned
Running Brushy Middle School	Met Standard
Comparative Academic Growth	Distinction Earned
Comparative Closing the Gaps	Distinction Earned
Rutledge Elementary School	Met Standard
Science	Distinction Earned
Comparative Closing the Gaps	Distinction Earned
Steiner Ranch Elementary School	Met Standard
ELA/Reading	Distinction Earned
Comparative Academic Growth	Distinction Earned
Postsecondary Readiness	Distinction Earned
Comparative Closing the Gaps	Distinction Earned



2017-2018 CENTRAL TEXAS SCHOOL DISTRICT INFORMATION:

TRAVIS COUNTY

Vandegrift High School	Met Standard
ELA/Reading	Distinction Earned
Mathematics	Distinction Earned
Science	Distinction Earned
Social Studies	Distinction Earned
Postsecondary Readiness	Distinction Earned
Comparative Closing the Gaps	Distinction Earned
Vista Ridge High School	Met Standard
Mathematics	Distinction Earned
Science	Distinction Earned
Postsecondary Readiness	Distinction Earned
Comparative Closing the Gaps	Distinction Earned
Westside Elementary School	Met Standard
Whitestone Elementary School	Met Standard
William J Winkley Elementary School	Met Standard

MARBLE FALLS ISD

www.marblefallsisd.org

DISTRICT SNAPSHOT

Overall TEA Grading (2017-2018)	B
Number of Campuses	7
Total Students (2017-2018)	4,225
Total Staff (2017 Teachers/Admin)	639.5
STAAR Testing (Met Grade Level)	42%
Dropout Rate (Grades 9-12)	1.3%
Four-Year Graduation Rate	92.9%
Scored At or Above the College Ready Level	47.9%

SAT, ACT, or TSIA

Delco Primary	Met Standard
Dessau Elementary School	Met Standard
Dessau Middle School	Met Standard
Hendrickson High School	Met Standard
Comparative Academic Growth	Distinction Earned
Postsecondary Readiness	Distinction Earned
Comparative Closing the Gaps	Distinction Earned
Highland Park Elementary School	Met Standard
ELA/Reading	Distinction Earned
Science	Distinction Earned
Postsecondary Readiness	Distinction Earned
Comparative Closing the Gaps	Distinction Earned
John B Connally High School	Met Standard
Mathematics	Distinction Earned
Science	Distinction Earned
Kelly Lane Middle School	Met Standard
Murchison Elementary School	Met Standard
Murchison Middle School	Met Standard
Northwest Elementary School	Met Standard
Park Crest Middle School	Met Standard
ELA/Reading	Distinction Earned
Science	Distinction Earned
Social Studies	Distinction Earned
Postsecondary Readiness	Distinction Earned

MANOR ISD

www.manorisd.net

DISTRICT SNAPSHOT

Overall TEA Grading (2017-2018)	D
Number of Campuses	16
Total Students (2017-2018)	9,061
Total Staff (2017 Teachers/Admin)	1,174.6
STAAR Testing (Met Grade Level)	33%
Dropout Rate (Grades 9-12)	3.1%
Four-Year Graduation Rate	88.7%
Scored At or Above the College Ready Level	18.2%

SAT, ACT, or TSIA

TEA ACCOUNTABILITY RATING

CAMPUS	RATING
Blake Manor Elementary School	Met Standard
Comparative Academic Growth	Distinction Earned
Bluebonnet Trail Elementary School	Met Standard
Science	Distinction Earned
Decker Elementary School	Met Standard
Science	Distinction Earned
Decker Middle School	Met Standard
Manor Elementary School	Met Standard
Comparative Academic Growth	Distinction Earned
Manor Excel Academy	Met Alt. Standard
Manor High School	Met Standard
Manor Middle School	Improvement Required
Manor New Technology High	Met Standard
Oak Meadows Elementary School	Met Standard
Comparative Academic Growth	Distinction Earned
Pioneer Crossing Elementary School	Met Standard
Presidential Meadows Elem.	Improvement Required
Shadowglen Elementary School	Met Standard

TEA ACCOUNTABILITY RATING

CAMPUS	RATING
Colt Elementary	Met Standard
Mathematics	Distinction Earned
Science	Distinction Earned
Comparative Academic Growth	Distinction Earned
Comparative Closing the Gaps	Distinction Earned
Falls Career High School	Met Alt. Standard
Highland Lakes Elementary	Met Standard
Marble Falls Elementary	Met Standard
ELA/Reading	Distinction Earned
Mathematics	Distinction Earned
Postsecondary Readiness	Distinction Earned
Marble Falls High School	Met Standard
Mathematics	Distinction Earned
Science	Distinction Earned
Social Studies	Distinction Earned
Postsecondary Readiness	Distinction Earned
Marble Falls Middle	Met Standard
Spicewood Elementary	Met Standard
ELA/Reading	Distinction Earned
Science	Distinction Earned
Comparative Academic Growth	Distinction Earned
Postsecondary Readiness	Distinction Earned
Comparative Closing the Gaps	Distinction Earned

PFLUGERVILLE ISD

www.pflugervilleisd.net

DISTRICT SNAPSHOT


Overall TEA Grading (2017-2018)	B
Number of Campuses	32
Total Students (2017-2018)	25,269
Total Staff (2017 Teachers/Admin)	3,096.5
STAAR Testing (Met Grade Level)	52%
Dropout Rate (Grades 9-12)	1.3%
Four-Year Graduation Rate	97.8%
Scored At or Above the College Ready Level	48.6%

SAT, ACT, or TSIA

Parmer Lane Elementary School	Met Standard
ELA/Reading	Distinction Earned
Mathematics	Distinction Earned
Science	Distinction Earned
Comparative Academic Growth	Distinction Earned
Postsecondary Readiness	Distinction Earned
Comparative Closing the Gaps	Distinction Earned
Pflugerville Elementary School	Met Standard
Comparative Academic Growth	Distinction Earned
Comparative Closing the Gaps	Distinction Earned
Pflugerville High School	Met Standard
ELA/Reading	Distinction Earned
Mathematics	Distinction Earned
Science	Distinction Earned
Social Studies	Distinction Earned
Comparative Academic Growth	Distinction Earned
Postsecondary Readiness	Distinction Earned
Pflugerville Middle School	Met Standard
Comparative Closing the Gaps	Distinction Earned
Riojas Elementary School	Met Standard
Comparative Closing the Gaps	Distinction Earned
River Oaks Elementary School	Met Standard
Science	Distinction Earned
Comparative Academic Growth	Distinction Earned
Postsecondary Readiness	Distinction Earned
Comparative Closing the Gaps	Distinction Earned
Rowe Lane Elementary School	Met Standard
ELA/Reading	Distinction Earned
Ruth Barron Elementary School	Met Standard
Springhill Elementary School	Met Standard
Comparative Academic Growth	Distinction Earned
Timmerman Elementary School	Met Standard
Westview Middle School	Met Standard
Wieland Elementary School	Met Standard
Mathematics	Distinction Earned
Postsecondary Readiness	Distinction Earned
Windermere Elementary School	Met Standard
ELA/Reading	Distinction Earned
Science	Distinction Earned
Comparative Academic Growth	Distinction Earned
Comparative Closing the Gaps	Distinction Earned
Windermere Primary	Met Standard

TEA ACCOUNTABILITY RATING

CAMPUS	RATING
Brookhollow Elementary School	Met Standard
Caldwell Elementary School	Met Standard
Cele Middle School	Met Standard
Comparative Closing the Gaps	Distinction Earned
Copperfield Elementary School	Met Standard
Dearing Elementary School	Met Standard



2017-2018 CENTRAL TEXAS SCHOOL DISTRICT INFORMATION: WILLIAMSON COUNTY

FLORENCE ISD

www.florenceisd.net

DISTRICT SNAPSHOT

Overall TEA Grading (2017-2018)	C
Number of Campuses	3
Total Students (2017-2018)	1,046
Total Staff (2017 Teachers/Admin)	157.9
STAAR Testing (Met Grade Level)	35%
Dropout Rate (Grades 9-12)	1.5%
Four-Year Graduation Rate	93.8%
Scored At or Above the College Ready Level (SAT, ACT, or TSIA)	30.6%

TEA ACCOUNTABILITY RATING

CAMPUS	RATING
Florence Elementary School	Met Standard
Florence Middle School	Met Standard
Florence High School	Met Standard
ELA/Reading	Distinction Earned
Mathematics	Distinction Earned
Science	Distinction Earned

GEORGETOWN ISD

www.georgetownisd.org

DISTRICT SNAPSHOT

Overall TEA Grading (2017-2018)	B
Number of Campuses	18
Total Students (2017-2018)	11,508
Total Staff (2017 Teachers/Admin)	1,571.4
STAAR Testing (Met Grade Level)	42%
Dropout Rate (Grades 9-12)	0.7%
Four-Year Graduation Rate	94.3%
Scored At or Above the College Ready Level (SAT, ACT, or TSIA)	43.5%

TEA ACCOUNTABILITY RATING

CAMPUS	RATING
Annie Purl Elementary School	Met Standard
Carver Elementary School	Met Standard
Charles A Forbes Middle School	Improvement Required
Chip Richarte High School	Met Alt Standard
Dell Pickett Elementary School	Met Standard
Douglas Benold Middle School	Met Standard
East View High School	Met Standard
ELA/Reading	Distinction Earned
Mathematics	Distinction Earned
Science	Distinction Earned
Postsecondary Readiness	Distinction Earned
Frost Elementary School	Met Standard
Georgetown Alter Prog	Not Rated
Georgetown High School	Met Standard
James E Mitchell Elem.School	Improvement Required
James Tippit Middle School	Met Standard
Jo Ann Ford Elementary School	Met Standard
Comparative Closing the Gaps	Distinction Earned
Pat Cooper Elementary School	Met Standard
Raye McCoy Elementary School	Met Standard
Village Elementary School	Met Standard
Comparative Academic Growth	Distinction Earned
Postsecondary Readiness	Distinction Earned
Williamson County JJAEP	Not Rated
Williamson Co Juvenile Detention Center	Not Rated

GRANGER ISD

www.grangerisd.net

DISTRICT SNAPSHOT

Overall TEA Grading (2017-2018)	Met Standard
Number of Campuses	1
Total Students (2017-2018)	447
Total Staff (2017 Teachers/Admin)	66.3
STAAR Testing (Met Grade Level)	43%
Dropout Rate (Grades 9-12)	0%
Four-Year Graduation Rate	100%
Scored At or Above the College Ready Level (SAT, ACT, or TSIA)	27%

TEA ACCOUNTABILITY RATING

CAMPUS	RATING
Granger School	Met Standard
Comparative Academic Growth	Distinction Earned

HUTTO ISD

www.hipponation.org

DISTRICT SNAPSHOT

Overall TEA Grading (2017-2018)	C
Number of Campuses	10
Total Students (2017-2018)	7,218
Total Staff (2017 Teachers/Admin)	926.8
STAAR Testing (Met Grade Level)	48%
Dropout Rate (Grades 9-12)	0.3%
Four-Year Graduation Rate	97.4%
Scored At or Above the College Ready Level (SAT, ACT, or TSIA)	31.1%

TEA ACCOUNTABILITY RATING

CAMPUS	RATING
Cottonwood Creek Elementary School	Met Standard
Farley Middle School	Met Standard
Hutto Elementary School	Met Standard
Hutto High School	Met Standard
Social Studies	Distinction Earned
Hutto Middle School	Met Standard
Social Studies	Distinction Earned
Nadine Johnson Elementary School	Met Standard
Ray Elementary School	Met Standard
Veterans Hill Elementary School	Met Standard
Williamson County Academy	Not Rated

JARRELL ISD

www.jarrellisd.org

DISTRICT SNAPSHOT

Overall TEA Grading (2017-2018)	C
Number of Campuses	5
Total Students (2017-2018)	1,698
Total Staff (2017 Teachers/Admin)	218.8
STAAR Testing (Met Grade Level)	39%
Dropout Rate (Grades 9-12)	1.2%
Four-Year Graduation Rate	100%
Scored At or Above the College Ready Level (SAT, ACT, or TSIA)	28.1%

TEA ACCOUNTABILITY RATING

CAMPUS	RATING
Jarrell Elementary School	Met Standard
Jarrell High School	Met Standard
Science	Distinction Earned
Postsecondary Readiness	Distinction Earned
Jarrell Intermediate	Met Standard
Jarrell Middle School	Met Standard
Lott Detention Center	Not Rated
Williamson County JJAEP	Not Rated



2017-2018 CENTRAL TEXAS SCHOOL DISTRICT INFORMATION: WILLIAMSON COUNTY

LEANDER ISD

www.leanderisd.org

DISTRICT SNAPSHOT

Overall TEA Grading (2017-2018)	B
Number of Campuses	43
Total Students (2017-2018)	38,936
Total Staff (2017 Teachers/Admin)	4,698
STAAR Testing (Met Grade Level)	65%
Dropout Rate (Grades 9-12)	0.1%
Four-Year Graduation Rate	96.9%
Scored At or Above the College Ready Level SAT, ACT, or TSIA	65.4%

TEA ACCOUNTABILITY RATING

CAMPUS RATING

Ada Mae Faubion Elementary School	Met Standard
Artie L Henry Middle School	Met Standard
Science	Distinction Earned
Social Studies	Distinction Earned
Comparative Academic Growth	Distinction Earned
Postsecondary Readiness	Distinction Earned
Comparative Closing the Gaps	Distinction Earned
Bagdad Elementary School	Met Standard
Block House Creek Elementary School	Met Standard
C C Mason Elementary School	Met Standard
Comparative Academic Growth	Distinction Earned
Canyon Ridge Middle School	Met Standard
Science	Distinction Earned
Postsecondary Readiness	Distinction Earned
Comparative Closing the Gaps	Distinction Earned
Cedar Park High School	Met Standard
Science	Distinction Earned
Postsecondary Readiness	Distinction Earned
Comparative Closing the Gaps	Distinction Earned
Cedar Park Middle School	Met Standard
Comparative Closing the Gaps	Distinction Earned
Charlotte Cox Elementary School	Met Standard
ELA/Reading	Distinction Earned
Science	Distinction Earned
Comparative Academic Growth	Distinction Earned
Christine Camacho Elementary School	Met Standard
Cypress Elementary School	Met Standard
Deer Creek Elementary School	Met Standard
Florence W Stiles Middle School	Met Standard
Four Points Middle School	Met Standard
ELA/Reading	Distinction Earned
Science	Distinction Earned
Social Studies	Distinction Earned
Postsecondary Readiness	Distinction Earned
Grandview Hills Elementary School	Met Standard
ELA/Reading	Distinction Earned
Mathematics	Distinction Earned
Comparative Academic Growth	Distinction Earned
Postsecondary Readiness	Distinction Earned
Comparative Closing the Gaps	Distinction Earned
Knox Wiley Middle School	Met Standard
Comparative Academic Growth	Distinction Earned
Laura Welch Bush Elementary School	Met Standard
Mathematics	Distinction Earned
Science	Distinction Earned
Comparative Academic Growth	Distinction Earned
Postsecondary Readiness	Distinction Earned
Comparative Closing the Gaps	Distinction Earned
Leander High School	Met Standard
Mathematics	Distinction Earned
Social Studies	Distinction Earned
Comparative Closing the Gaps	Distinction Earned
Leander Middle School	Met Standard
Social Studies	Distinction Earned
Comparative Academic Growth	Distinction Earned
Comparative Closing the Gaps	Distinction Earned
Lois F Giddens Elementary School	Met Standard
New Hope High School	Met Alt Standard
Officer Leonard A Reed Elem. School	Met Standard
Parkside Elementary School	Met Standard

Patricia Knowles Elementary School	Met Standard
Pauline Naumann Elementary School	Met Standard
Comparative Academic Growth	Distinction Earned
Pleasant Hill Elementary School	Met Standard
River Place Elementary School	Met Standard
ELA/Reading	Distinction Earned
River Ridge Elementary School	Met Standard
Mathematics	Distinction Earned
Science	Distinction Earned
Comparative Academic Growth	Distinction Earned
Comparative Closing the Gaps	Distinction Earned
Ronald Reagan Elementary School	Met Standard
Rouse High School	Met Standard
Comparative Closing the Gaps	Distinction Earned
Running Brushy Middle School	Met Standard
Comparative Academic Growth	Distinction Earned
Comparative Closing the Gaps	Distinction Earned
Rutledge Elementary School	Met Standard
Science	Distinction Earned
Comparative Closing the Gaps	Distinction Earned
Steiner Ranch Elementary School	Met Standard
ELA/Reading	Distinction Earned
Comparative Academic Growth	Distinction Earned
Postsecondary Readiness	Distinction Earned
Comparative Closing the Gaps	Distinction Earned
Vandegrift High School	Met Standard
ELA/Reading	Distinction Earned
Mathematics	Distinction Earned
Science	Distinction Earned
Social Studies	Distinction Earned
Postsecondary Readiness	Distinction Earned
Comparative Closing the Gaps	Distinction Earned
Vista Ridge High School	Met Standard
Mathematics	Distinction Earned
Science	Distinction Earned
Postsecondary Readiness	Distinction Earned
Comparative Closing the Gaps	Distinction Earned
Westside Elementary School	Met Standard
Whitestone Elementary School	Met Alt Standard
William J Winkley Elementary School	Met Standard
Williamson County Academy	Not Rated
Williamson County Detention Center	Not Rated

LIBERTY HILL ISD

www.libertyhill.txed.net


DISTRICT SNAPSHOT

Overall TEA Grading (2017-2018)	A
Number of Campuses	7
Total Students (2017-2018)	4,013
Total Staff (2017 Teachers/Admin)	407.7
STAAR Testing (Met Grade Level)	60%
Dropout Rate (Grades 9-12)	0.6%
Four-Year Graduation Rate	94.5%
Scored At or Above the College Ready Level SAT, ACT, or TSIA	71.1%

TEA ACCOUNTABILITY RATING

CAMPUS RATING

Bill Burden Elementary School	Met Standard
Liberty Hill Elementary School	Met Standard
Liberty Hill High School	Met Standard
Liberty Hill Intermediate	Met Standard
Liberty Hill Junior High	Met Standard
Comparative Academic Growth	Distinction Earned



2017-2018 CENTRAL TEXAS SCHOOL DISTRICT INFORMATION: WILLIAMSON COUNTY

ROUND ROCK ISD www.roundrockisd.org

DISTRICT SNAPSHOT

Overall TEA Grading (2017-2018)	A
Number of Campuses	56
Total Students (2017-2018)	48,919
Total Staff (2017 Teachers/Admin)	6,344.6
STAAR Testing (Met Grade Level)	66%
Dropout Rate (Grades 9-12)	0.4%
Four-Year Graduation Rate	96.1%
Scored At or Above the College Ready Level	63.4%

SAT, ACT, or TSIA

TEA ACCOUNTABILITY RATING

CAMPUS	RATING
Anderson Mill Elementary School	Met Standard
Blackland Prairie Elementary School	Met Standard
Comparative Academic Growth	Distinction Earned
Comparative Closing the Gaps	Distinction Earned
Bluebonnet Elementary School	Met Standard
Brushy Creek Elementary School	Met Standard
Mathematics	Distinction Earned
Comparative Academic Growth	Distinction Earned
Postsecondary Readiness	Distinction Earned
C D Fulkes Middle School	Met Standard
Cactus Ranch Elementary School	Met Standard
ELA/Reading	Distinction Earned
Mathematics	Distinction Earned
Science	Distinction Earned
Comparative Academic Growth	Distinction Earned
Postsecondary Readiness	Distinction Earned
Comparative Closing the Gaps	Distinction Earned
Caldwell Heights Elementary School	Met Standard
Canyon Creek Elementary School	Met Standard
ELA/Reading	Distinction Earned
Mathematics	Distinction Earned
Science	Distinction Earned
Comparative Academic Growth	Distinction Earned
Postsecondary Readiness	Distinction Earned
Comparative Closing the Gaps	Distinction Earned

Canyon Vista Middle School
 ELA/Reading
 Mathematics
 Science
 Social Studies
 Comparative Academic Growth
 Postsecondary Readiness

Cedar Ridge High School
 ELA/Reading
 Science
 Postsecondary Readiness

Cedar Valley Middle School
 ELA/Reading
 Mathematics
 Social Studies
 Comparative Academic Growth
 Postsecondary Readiness
 Comparative Closing the Gaps

Chandler Oaks Elementary
 Comparative Closing the Gaps

Chisholm Trail Middle School
 Mathematics
 Science
 Social Studies
 Comparative Academic Growth
 Postsecondary Readiness
 Comparative Closing the Gaps

Claude Berkman Elementary School
 Deep Wood Elementary School
 Deepark Middle School
 ELA/Reading
 Science

Comparative Academic Growth
 Double File Trail Elementary School
 Comparative Academic Growth
 Elementary School DAEP

Elsa England Elementary School
 Science
 Fern Bluff Elementary School
 ELA/Reading
 Science

Comparative Academic Growth
 Forest Creek Elementary School
 Comparative Closing the Gaps
 Forest North Elementary School
 Gattis Elementary School
 Great Oaks Elementary School
 Science

Postsecondary Readiness
 Hopewell Middle School
 Mathematics
 Postsecondary Readiness

James Garland Walsh Middle School
 ELA/Reading
 Mathematics
 Science
 Social Studies
 Comparative Academic Growth
 Postsecondary Readiness
 Comparative Closing the Gaps

Jollyville Elementary School
 Kathy Caraway Elementary School
 ELA/Reading
 Postsecondary Readiness
 Comparative Closing the Gaps

Laurel Mountain Elementary School
 ELA/Reading
 Mathematics
 Science
 Comparative Academic Growth
 Postsecondary Readiness
 Comparative Closing the Gaps

Met Standard
 Distinction Earned
 Distinction Earned
 Distinction Earned
 Distinction Earned
 Distinction Earned
 Distinction Earned

Met Standard
 Distinction Earned
 Distinction Earned
 Distinction Earned

Met Standard
 Distinction Earned
 Distinction Earned
 Distinction Earned
 Distinction Earned
 Distinction Earned

Met Standard
 Distinction Earned

Met Standard
 Distinction Earned
 Distinction Earned
 Distinction Earned
 Distinction Earned
 Distinction Earned

Met Standard
 Met Standard
 Met Standard
 Distinction Earned
 Distinction Earned
 Distinction Earned

Met Standard
 Distinction Earned
 Not Rated

Met Standard
 Distinction Earned
 Distinction Earned
 Distinction Earned

Met Standard
 Distinction Earned
 Met Standard
 Met Standard
 Met Standard
 Distinction Earned

Distinction Earned
 Met Standard
 Distinction Earned
 Distinction Earned

Met Standard
 Distinction Earned
 Distinction Earned
 Distinction Earned
 Distinction Earned
 Distinction Earned

Met Standard
 Met Standard
 Distinction Earned
 Distinction Earned
 Distinction Earned

Met Standard
 Distinction Earned
 Distinction Earned
 Distinction Earned
 Distinction Earned
 Distinction Earned

Linda Herrington Elementary School
 ELA/Reading
 Mathematics
 Science
 Comparative Academic Growth
 Postsecondary Readiness
 Comparative Closing the Gaps

Met Standard
 Live Oak Elementary School
 Science

Met Standard
 McNeil High School
 ELA/Reading
 Mathematics
 Science
 Postsecondary Readiness

Met Standard
 Neysa Callison Elementary School
 Noel Grisham Middle School
 ELA/Reading
 Social Studies

Met Standard
 Old Town Elementary School
 Science

Met Standard
 Patsy Sommer Elementary School
 ELA/Reading
 Mathematics
 Science
 Comparative Academic Growth
 Postsecondary Readiness
 Comparative Closing the Gaps

Met Standard
 PFC Robert P Hernandez Middle School
 Social Studies

Met Standard
 Pond Springs Elementary School
 ELA/Reading

Met Standard
 Purple Sage Elementary School
 Ridgeview Middle School
 Round Rock High School
 ELA/Reading
 Mathematics
 Science
 Postsecondary Readiness
 Comparative Closing the Gaps

Met Standard
 Round Rock Opportunity Center DAEP
 Spicewood Elementary School
 ELA/Reading
 Science
 Comparative Academic Growth
 Postsecondary Readiness
 Comparative Closing the Gaps

Met Standard
 Stony Point High School
 Mathematics
 Social Studies
 Postsecondary Readiness

Met Alt Standard
 Success High School
 Teravista Elementary School
 Science
 Postsecondary Readiness
 Comparative Closing the Gaps

Met Standard
 Union Hill Elementary School
 Mathematics
 Comparative Academic Growth

Met Standard
 Vic Robertson Elementary School
 Wells Branch Elementary School
 Comparative Academic Growth

Met Standard
 Westwood High School
 ELA/Reading
 Mathematics
 Science
 Social Studies
 Postsecondary Readiness
 Comparative Closing the Gaps

Met Standard
 Williamson County JJAEP
 WM S Lott Juvenile Center
 Xenia Voigt Elementary School



2017-2018 CENTRAL TEXAS SCHOOL DISTRICT INFORMATION:

HAYS COUNTY

DRIPPING SPRINGS ISD

www.dsisd.txed.net

DISTRICT SNAPSHOT

Overall TEA Grading (2017-2018)	A
Number of Campuses	7
Total Students (2017-2018)	6,430
Total Staff (2017 Teachers/Admin)	726.2
STAAR Testing (Met Grade Level)	69%
Dropout Rate (Grades 9-12)	0.4%
Four-Year Graduation Rate	98%
Scored At or Above the College Ready Level	61.3%

SAT, ACT, or TSIA

TEA ACCOUNTABILITY RATING

CAMPUS	RATING
Dripping Springs Elementary School	Met Standard
Science	Distinction Earned
Comparative Academic Growth	Distinction Earned
Dripping Springs High School	Met Standard
Dripping Springs Middle School	Met Standard
Rooster Springs Elementary School	Met Standard
Sycamore Springs Elementary School	Met Standard
Sycamore Springs Middle School	Met Standard
Science	Distinction Earned
Walnut Springs Elementary School	Met Standard

HAYS CISD

www.hayscisd.net

DISTRICT SNAPSHOT

Overall TEA Grading (2017-2018)	C
Number of Campuses	22
Total Students (2017-2018)	19,788
Total Staff (2017 Teachers/Admin)	2,463.8
STAAR Testing (Met Grade Level)	44%
Dropout Rate (Grades 9-12)	2.6%
Four-Year Graduation Rate	87.1%
Scored At or Above the College Ready Level	34.3%

SAT, ACT, or TSIA

TEA ACCOUNTABILITY RATING

CAMPUS	RATING
Armando Chapa Middle School	Met Standard
Blanco Vista Elementary School	Met Standard
Buda Elementary School	Met Standard
Camino Real Elementary School	Met Standard
Carpenter Hill Elementary School	Met Standard
D J Red Simon Middle School	Met Standard
Dr. TC McCormick Jr Middle School	Met Standard
Elm Grove Elementary School	Met Standard
Eric Dahlstrom Middle School	Met Standard
Hays County Juvenile Justice Alt Ed	Not Rated
Hemphill Elementary School	Met Standard
Jack C Hays High School	Met Standard
Kyle Elementary School	Met Standard
Laura B Negley Elementary School	Met Standard
Science	Distinction Earned
Comparative Academic Growth	Distinction Earned
Comparative Closing the Gaps	Distinction Earned
Laura B. Wallace Middle School	Met Standard
Lehman High School	Met Standard
Live Oak Academy	Met Standard
R C Barton Middle School	Met Standard
ELA/Reading	Distinction Earned
Comparative Academic Growth	Distinction Earned
Comparative Closing the Gaps	Distinction Earned
Ralph Pfluger Elementary School	Met Standard
Mathematics	Distinction Earned
Comparative Academic Growth	Distinction Earned
Postsecondary Readiness	Distinction Earned
Comparative Closing the Gaps	Distinction Earned
Science Hall Elementary School	Met Standard
Comparative Academic Growth	Distinction Earned
Susie Fuentes Elementary School	Met Standard
Comparative Academic Growth	Distinction Earned
Tobias Elementary School	Met Standard
Tom Green Elementary School	Met Standard

WIMBERLEY ISD

www.wimberley.txed.net

DISTRICT SNAPSHOT

Overall TEA Grading (2017-2018)	A
Number of Campuses	4
Total Students (2017-2018)	2,437
Total Staff (2017 Teachers/Admin)	313
STAAR Testing (Met Grade Level)	57%
Dropout Rate (Grades 9-12)	0.4%
Four-Year Graduation Rate	98.1%
Scored At or Above the College Ready Level	57.2%

SAT, ACT, or TSIA

TEA ACCOUNTABILITY RATING

CAMPUS	RATING
Danforth Jr. High	Met Standard
Jacob's Well Elementary School	Met Standard
Scudder Primary	Met Standard
Wimberley High School	Met Standard
Science	Distinction Earned
Social Studies	Distinction Earned

SAN MARCOS CISD

www.smcisd.net

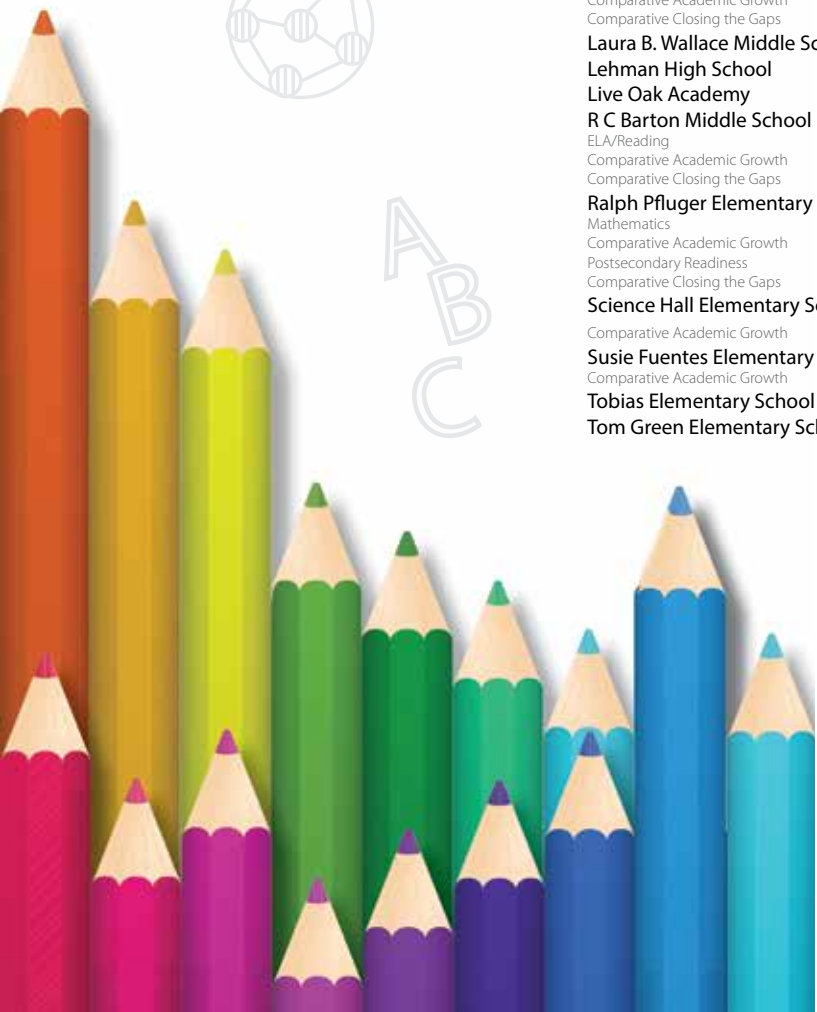
DISTRICT SNAPSHOT

Overall TEA Grading (2017-2018)	C
Number of Campuses	10
Total Students (2017-2018)	8,167
Total Staff (2017 Teachers/Admin)	1,175.6
STAAR Testing (Met Grade Level)	37%
Dropout Rate (Grades 9-12)	1.5%
Four-Year Graduation Rate	87.8%
Scored At or Above the College Ready Level	29.3%

SAT, ACT, or TSIA

TEA ACCOUNTABILITY RATING

CAMPUS	RATING
Bowie Elementary School	Met Standard
Crockett Elementary School	Met Standard
ELA/Reading	Distinction Earned
Postsecondary Readiness	Distinction Earned
DeZavala Elementary School	Met Standard
Goodnight Middle School	Met Standard
Hernandez Elementary School	Met Standard
Mendez Elementary	Met Standard
Miller Middle School	Met Standard
Social Studies	Distinction Earned
San Marcos High School	Met Standard
Travis Elementary	Met Standard



TEXAS NATIONAL TITLE OFFICE LOCATIONS

We're expanding fast to cover and close in all areas of Central Texas.
Check the Texas National Title website for exciting new locations opening soon.

MIRA VISTA

2705 Bee Cave Rd, Suite 150
Austin, TX 78746
(512) 381-9910

NORTHWEST

12515 Research Blvd.,
Suite 130, Building 7
Austin, TX 78759
(512) 337-0913

360 / WESTLAKE

3600B N. Capital of Texas Hwy, Suite 110
Austin, TX 78746
(512) 337-0906

BUDA

589 N FM 1626, Suite 202
Buda, TX 78610
(512) 337-0925

DRIPPING SPRINGS

721 Hwy. 290 West, Suite 200
Dripping Springs, TX 78620
(512) 337-0940

WIMBERLEY

13600 Ranch Road 12, Suite D,
Wimberley, TX 78676
(512) 337-0931

LAKEWAY

1008 RR 620 South, Suite 204
Lakeway, TX 78734
(512) 337-0800

CEDAR PARK

305 Denali Pass, Suite A
Cedar Park, TX 78613
(512) 337-0300

ROUND ROCK

2300 Greenhill Drive, Suite 810
Round Rock, TX 78664
(512) 337-0900

*Closings and Great Service,
Straight Ahead!*

TNT
TEXAS NATIONAL TITLE
A MOTHER LODE COMPANY

WWW.TEXASNATIONALTITLE.COM