




CYLINDERS

PART NUMBER	DESCRIPTION
413776	CYL. TD-480/2000 Dryer (Dependent on S/N)
414091	CYL. TD-480/1500 Dryer (Dependent on S/N)
413972	SEAL KIT VITON FOR (413776 CYL.)
411205	CYL. TD-480-2000 Dryer (PRE 1997)
404628	CYL. 7" STK. DBL. ACT W/VITON D-Dryers
414185	CYL. 1.5" STK. EXT. VALVE
413924	CYL. CONICAL, ML & MV1-3
406701	CYL. CONICAL, EXT. CHECK VLV 10" CANS
412807	CYL. EXT. CHECK VLV 15" CANS
414465	CYL. 3" VACUUM BREAKER
414449	CYL. 2.5" VACUUM BREAKER
405879	CYL. TEE-VALVE 2"
412283	CYL. TEE-VALVE 3"





VALVES

PART NUMBER	DESCRIPTION
411408	VALVE SOL. 120VAC (T-VALVES)
411409	VALVE SOL. 24VAC (T-VALVES)
414294	VALVE SOL. 24VDC (T-VALVES)
411410	VALVE SOL. 120VAC FOR RATIO, CONICAL
411511	VALVE SOL. 24VAC FOR RATIO, CONICAL
414295	VALVE SOL. 24VDC FOR RATIO CONICAL
406783	VALVE SOL. 3/8" 2 WAY 120VAC
406945	VALVE SOL. 3/4" 2 WAY 120VAC
410919	VALVE SOL. 3/4" 2 WAY 24VAC
414132	VALVE SOL. 3/4" 2 WAY 24VDC
404817	VALVE SOL 120VAC RATIO/DRYER CYL.
414290A	VALVE MAN. GXB BLEND SET OF (8) 24VDC
414289	VALVE MAN. GXB BLEND (1) PCS
411589	PLUG MAC VALVE FEMALE



MARK UNITS RELIEF VALVES




- A vacuum gage can be placed onto the pump unit to check the vacuum relief valve. You will need to cover the inlet of the unit.
- Adjust the relief valve by tightening the nut and holding on to the bolt with a pair of needle nose vise grips. Grip the bolt under the spring where there are no threads.
- Take the amp draw of the motor while adjusting the relief valve to assure you do not go over the F.L.A. (Full Load Amp) of the motor.
- **ATTENTION: Vacuum relief valves are factory set and do not need adjusting unless the spring loses tension.**


MODEL NO.	PRESSURE RELIEF VALVES (BLOCKBACK ONLY)	(PSI)	VACUUM RELIEF VALVES	(IN HG)
MARK 3	303356-B (2 1/2" NPT)	4	303355-B (2 1/2" NPT)	8
MARK 4	303356-B (2 1/2" NPT)	4	303355-B (2 1/2" NPT)	8
MARK 5	303356-B (2 1/2" NPT)	4	303355-B (2 1/2" NPT)	8
MARK 7	303356-B (2 1/2" NPT)	7	303355-B (2 1/2" NPT)	12
MARK 7XP	303356-B (2 1/2" NPT)	7	303355-B (2 1/2" NPT)	14
MARK 10	304346-B (4" NPT)	7	304345-B (4" NPT)	14
MARK 15	304346-B (4" NPT)	7	304345-B (4" NPT)	14
MARK 20	304346-B (4" NPT)	7	304345-B (4" NPT)	14
MARK 25	304346-B (4" NPT)	7	304345-B (4" NPT)	14
MARK 30	304346-B (4" NPT)	7	304345-B (4" NPT)	14
MARK 40	304346-B (4" NPT)	7	304345-B (4" NPT)	14
MARK 50	304346-B (4" NPT)	7	304345-B (4" NPT)	14

FITTINGS

PART NUMBER	DESCRIPTION
404239	MUFFLER SPEED CONTROL ADJ. TYPE
406238	MUFFLER NON ADJUSTABLE TYPE
407119	FITTING LEGRIS TEE 1/4" X 1/8"
408002	FITTING LEGRIS ELBOW 1/4" X 1/8"
404623	FITTING LEGRIS 1/4" X 1/8".
414087	FITTING LEGRIS TEE 1/4" 3 WAY
414088	FITTING LEGRIS UNION 1/4"
413833	TUBING TEFLON 1/8" I.D. X 1/4" O.D.
404809	TUBING NYLON 1/4"
410908	COUPLING 1/8" FEMALE
410909	COUPLING 1/8" MALE
414195	UNION 1/4" TO 1/4" HOSE
414149	UNION 1/8" TO 1/8" HOSE



TUBING & AIR HOSE



413833, 404809



AIR HOSE
412134 3/4"
404686 3/8"

DEWPOINT SENSOR

PART NUMBER	DESCRIPTION
409667	RETAINER RING
405155	SOCKET
409668	CONNECTOR INSERT
411335	DEWPOINT SENSOR
410273	MANIFOLD SINGLE CELL
408002	FITTING 90DEG ELBOW 1/4" X 1/8"
412416	WIRE 18GA 2C 15" LONG

