

**LIGHTS**

PART NUMBER	DESCRIPTION
415000	LIGHT AMBER PILOT 120V (NEW) RPLCES 35
415001	LIGHT RED PILOT 120V (NEW) RPLCES 54
415002	LIGHT AMBER PILOT 12V (NEW) RPLCES 70,72
415003	LIGHT RED PILOT 12V (NEW) RPLCES 71
415009	TAG PROCESS RPLCES 411270
415010	TAG REGEN RPLCES 411272
415011	TAG ALARM RPLCES 411271
411270	AMBER PROCESS TECH-2/3 DRYERS 12V (OBS)
411272	AMBER REGEN TECH-2/3 DRYERS 12V (OBS)
411271	RED ALARM TECH-2/3 DRYERS 12V (OBS)
410135	LIGHT GREEN STD DRYERS/LOADERS OLD 120V
406235	LIGHT AMBER STD DRYERS/LOADERS OLD 120V
409954	LIGHT RED STD DRYERS/LOADERS OLD 120V
409579	LIGHT BULB 120 VOLT REPLACES 407051
409740	LIGHT BULB 24 VOLT
412325	LIGHT BULB LED GREEN 120V
412324	LIGHT BULB LED YELLOW 120V
412323	LIGHT BULB LED RED 120V
415237	ALM LIGHT TOWER RED/GRN NO HORN 24VDC
415290	ALM LIGHT TOWER RED/GRN/HORN 24VDC/AC
414125	BULB FOR NEW STYLE STROBE
410560	LIGHT STROBE WITH BUZZER/DRYERS
414853	LIGHT STROBE FOR 410560 BULB REPL.
406402	LIGHT BASE 120V
406396	LENS AMBER FOR LIGHT BASE 406402
404183	BULB FOR 406402 BASE 120V B2A



\*CLICK ON LINK BELOW FOR MORE INFO.

[LIGHT REPLACEMENT](#)



410135,406235,409954

FROM LEFT TO RIGHT  
409579,409740,412325,  
412324, 412323



415237 415290



406402 &  
406396



414853

410560



404183







414125

410559 NEW STYLE

**SWITCHES**

PART NUMBER	DESCRIPTION
404320	SWITCH LIMIT FOR D-SERIES DRYERS
404460	SWITCH VALVE D-SERIES DRYERS
411329	KEYSWITCH SETPOINTS TECH-2/3 W/KEYS
413864	KEYS FOR (411329) KEYSWITCH
411321	SWITCH OPERATOR TECH 2/3
411674	INSERT WHITE OPERATOR SWITCH
411673	KNOB RED FOR OPERATOR SWITCH
409806	SWITCH BED INDEX TECH2/3 DRYERS
406549	SWITCH PRESSURE DRYER DIRTY FILTER
410275	SWITCH PRESSURE DRYER BLWR DIRECT.
410278	SWITCH PRESSURE DRYER DIRTY FILTER
404458	SWITCH LIMIT 8LS1 VM SERIES (OLDER)
412060	SWITCH MERCURY FLAPPER DOORS



**SWITCHES**

PART NUMBER	DESCRIPTION
414276	SWITCH PROX. 30MM N/C
414277	SWITCH PROX. 30MM N/O
414280/6F	SWITCH PROX. PLUG & CABLE 6FT LGTH
----	FOR 414276 & 414277 (6FT TO 30FT) AVAIL.
412076	SWITCH PROX. N/O OR N/C STANDARD
CA18CL-N12PA	SWITCH PROX. FOR BLENDER STANDARD
406491	INLINE RECEPTACLE
406480	PLUG MALE L/S 110-24VAC



\*CLICK ON LINK BELOW FOR MORE INFO.  
[PROX SWITCH REPLACEMENT](#)



**SWITCHES**

PART NUMBER	DESCRIPTION
413445	SWITCH 3 POS. (SPRING RET.) GAYLORDS
414220	SWITCH 3 POS. (MAINTAINED)
414218	SWITCH 2 POS. (MAINTAINED)
411757	SWITCH 2 POS. (SPRING RET)
413004	KNOB ACTUATOR
414219	SWITCH P.B SPRING RET.
414893	SWITCH ROTARY GR SERIES 120V DPDT
414102	BOLT COUPLING
414103	SWITCH PADDLE 3VANE
414104	SWITCH PADDLE 1 VANE
414105	SWITCH PADDLE BAYONET STYLE

