




TIMERS DRYERS




TIMERS	DESCRIPTION
409607	STANDARD CONTROL DRYERS CYCLE AND REGEN TIMER
410257	STANDARD CONTROL DRYERS REGEN ONLY
404476	STANDARD CONTROL DRYERS FOR WARNING BED NOT ROTATING
410856	STANDARD CONTROL DRYERS CYCLE TIMER (SPECIFY DRYER MODEL)
414275	BLOWER DELAY
402856	D12-D250 2H-2CAM
402906	D400-D2000 2H-3CAM



TIMERS LOADERS

*CLICK ON LINKS BELOW FOR MORE INFO
[WIRING DIAGRAM FOR 415399 TIMER](#)


TIMERS	DESCRIPTION
415399	TIMER LOADER (NEW)
414223	0-60 SEC DELAY 115V (OBS)
414894	LINE FILTER FOR 414223
415298	0-64 SEC DELAY 115V (OBS)
408234	1M 2 CAM
407115	3M 2CAM
412083	.2-20 SEC
413407	3-100 SEC
412471	TDR 1-60 SEC 24V PULS.
413633	TDR .3-10 SEC 110VAC PULS.
412910	TDR 1-60 SEC 115V PULS.
404476	TDR RATIO STD RATIO
404476	TDR RATIO STD RATIO 110VAC
410237	TDR RATIO STD RATIO 24VAC




THERMOSTATS DRYERS

*CLICK ON LINKS BELOW FOR MORE INFO
 STANDARD SETTINGS FOR TEMP CONTROLLER


TIMERS	DESCRIPTION	KNOBS
407931	BOARD & POT 0-300 DEG	409653
404500	D SERIES BED & TD STD SERIES REGEN	
410120	TD SERIES SAFETY FOR REGEN & PROCESS	
410121	TD STD SERIES REGEN POWER SAVE	
404495	D SERIES 1-300 DEG PROBE	404345
404496	D SERIES SFTY ADJ PROBE	
404497	D SERIES 100-450 DEG PROBE	409968
413149	TEMP. CONTROLLER NO ALARM	
414184	TEMP. CONTROLLER W/ALARM	




407931




**409653
KNOB**




**409727
BEZEL**




413149,414184




404495




**404345
KNOB**




404496



404497




**409968
KNOB**




404500,410120,410121

THERMISTERS & J PROBES


TIMERS	DESCRIPTION
413973	15 CURVE 5" TUBE 25' LEADS
411828	15 CURVE 5" TUBE
414112	15 CURVE 10" TUBE (TD480& UP PROCESS SIDE) 25' LEADS
407915	RTD FOR D-DRYER
404411	TYPE J 15' LONG
404410	TYPE J 10' LONG
406466	TYPE J 15' LONG




413973



411828



414112



407915



404410 404411



406466

*CLICK ON LINKS BELOW FOR MORE INFO
[INSTRUCTIONS FOR PROBE CALIBRATION](#)
[THERMISTER PROBE RESISTANCE \(407915\)](#)
[THERMISTER PROBE TEMP TABLE](#)