




**TIMERS DRYERS**





TIMERS	DESCRIPTION
409607	STANDARD CONTROL DRYERS CYCLE AND REGEN TIMER
410257	STANDARD CONTROL DRYERS REGEN ONLY
404476	STANDARD CONTROL DRYERS FOR WARNING BED NOT ROTATING
410856	STANDARD CONTROL DRYERS CYCLE TIMER (SPECIFY DRYER MODEL)
414275	BLOWER DELAY
402856	D12-D250 2H-2CAM
402906	D400-D2000 2H-3CAM



**TIMERS LOADERS**

\*CLICK ON LINKS BELOW FOR MORE INFO  
[WIRING DIAGRAM FOR 415399 TIMER](#)


TIMERS	DESCRIPTION
415399	TIMER LOADER (NEW)
414223	0-60 SEC DELAY 115V (OBS)
414894	LINE FILTER FOR 414223
415298	0-64 SEC DELAY 115V (OBS)
408234	1M 2 CAM
407115	3M 2CAM
412083	.2-20 SEC
413407	3-100 SEC
412471	TDR 1-60 SEC 24V PULS.
413633	TDR .3-10 SEC 110VAC PULS.
412910	TDR 1-60 SEC 115V PULS.
404476	TDR RATIO STD RATIO
404476	TDR RATIO STD RATIO 110VAC
410237	TDR RATIO STD RATIO 24VAC




**THERMOSTATS DRYERS**

\*CLICK ON LINKS BELOW FOR MORE INFO  
 STANDARD SETTINGS FOR TEMP CONTROLLER


TIMERS	DESCRIPTION	KNOBS
407931	BOARD & POT 0-300 DEG	409653
404500	D SERIES BED & TD STD SERIES REGEN	
410120	TD SERIES SAFETY FOR REGEN & PROCESS	
410121	TD STD SERIES REGEN POWER SAVE	
404495	D SERIES 1-300 DEG PROBE	404345
404496	D SERIES SFTY ADJ PROBE	
404497	D SERIES 100-450 DEG PROBE	409968
413149	TEMP. CONTROLLER NO ALARM	
414184	TEMP. CONTROLLER W/ALARM	




**407931**




**409653  
KNOB**




**409727  
BEZEL**




**413149,414184**




**404495**




**404345  
KNOB**




**404496**



**404497**




**409968  
KNOB**




**404500,410120,410121**

**THERMISTERS & J PROBES**


TIMERS	DESCRIPTION
413973	15 CURVE 5" TUBE 25' LEADS
411828	15 CURVE 5" TUBE
414112	15 CURVE 10" TUBE (TD480& UP PROCESS SIDE) 25' LEADS
407915	RTD FOR D-DRYER
404411	TYPE J 15' LONG
404410	TYPE J 10' LONG
406466	TYPE J 15' LONG




413973



411828



414112



407915




404410 404411



406466

\*CLICK ON LINKS BELOW FOR MORE INFO  
[INSTRUCTIONS FOR PROBE CALIBRATION](#)  
[THERMISTER PROBE RESISTANCE \(407915\)](#)  
[THERMISTER PROBE TEMP TABLE](#)

**PROTEK DRYER J-PROBES**



DRYER SIZE	LOCATION	PROBE PART #	TUBE LENGTH	WIRE LENGTH	WIRE PART#	OLD PART #
TD-12/24	PROCESS	415633	3.5"	8'	415619/8	
	PROCESS DELTA/T	415633	3.5"	17'	415619/17	
	REGEN	415633	3.5"	8'	415619/8	
	REGEN POWER SAVER	415633	3.5"	8'	415619/8	
	RETURN AIR	415633	3.5"	8'	415619/8	
TD-40	PROCESS	415617	6'	10'	415619/10	
TD-60	PROCESS DELTA/T	415617	6'	17'	415619/17	
TD-90	REGEN	415617	6'	10'	415619/10	
TD-120	REGEN POWER SAVER	415617	6'	10'	415619/10	
	RETURN AIR	415617	6'	10'	415619/10	
TD-150/180	PROCESS	415617	6'	15'	415619/15	
TD-240	PROCESS DELTA/T	415617	6'	20'	415619/20	
TD-360	REGEN	415617	6'	15'	415619/15	
	REGEN POWER SAVER	415617	6'	15'	415619/15	
	RETURN AIR	415617	6'	15'	415619/15	
TD-480	PROCESS	415618	10"	20'	415619/20	
TD-600	PROCESS DELTA/T	415618	10"	25'	415619/25	
TD-800	REGEN	415618	10"	20'	415619/20	
TD-1000	REGEN POWER SAVER	415617	6"	20'	415619/20	
TD-1500	RETURN AIR	415618	10"	20'	415619/20	
TD-2000	PROCESS	415618	10"	25'	415619/25	
	PROCESS DELTA/T	415618	10"	25'	415619/25	
	REGEN	415618	10"	25'	415619/25	
	REGEN POWER SAVER	415617	6"	25'	415619/25	
	RETURN AIR	415618	10"	25'	415619/25	