

SKB SHOTGUNS 2026

HTR

HIGH TRAP RIB



SKB

Target Semi Automatics



RS300



RS400 T



RS400 HTR

A properly fit shotgun stock is a combination of adjustments. These adjustments are unique to each individual shooter and include the drop dimensions, the proper length of pull, pad rotation and the comb alignment and height. The “fit and feel” of a shotgun and where it patterns are all dependent upon these unique dimensions.

The major challenge for most student athletes and coaches is having a shotgun that “fits” them from season to season. The adjustable RS Series shotguns are the solution to this problem.

RS300

Standard and Youth Lengths

Right & Left
Eject Models



Traditional Comb RS300



SKB Shotguns is proud to have partnered with these organizations whose focus and efforts are dedicated to the development and growth of youth programs in shooting sports:



Competition Grade

RS400 T

Standard and Youth Lengths



Right & Left
Eject Models

Parallel Comb RS400T



SKB Shotguns is proud to have partnered with these organizations whose focus and efforts are dedicated to the development and growth of youth programs in shooting sports:





RS300 Traditional Comb

Gauge	Barrel Length	Manufacturer's Ident. Number	Target Stock	Ejection Port	Approx. Weight	Suggested Retail
12	30"	RS320ACT	RH - Adj. LOP 13 1/2" to 15 1/4"	Right Side	7 lbs 14 oz	\$1,349.00
12	30"	RS320ACTL	LH - Adj. LOP 13 1/2" to 15 1/4"	Left Side	7 lbs 14 oz	\$1,349.00
12	28"	RS328ACT	RH - Adj. LOP 13 1/2" to 15 1/4"	Right Side	7 lbs 12 oz	\$1,349.00
12	28"	RS328ACTL	LH - Adj. LOP 13 1/2" to 15 1/4"	Left Side	7 lbs 12 oz	\$1,349.00

12	28"	RS328ACTY	Youth RH - Adj. LOP 12 3/4" to 14 1/4"	Right Side	7 lbs 8 oz	\$1,349.00
12	28"	RS328ACTYL	Youth LH - Adj. LOP 12 3/4" to 14 1/4"	Left Side	7 lbs 8 oz	\$1,349.00
12	26"	RS326ACTY	Youth RH - Adj. LOP 12 3/4" to 14 1/4"	Right Side	7 lbs 6 oz	\$1,349.00
20	28"	RS308ANCTY	Youth RH - Adj. LOP 12 3/4" to 14 1/4"	Right Side	7 lbs 5 oz	\$1,349.00

Target Stock Dimensions: Drop at Comb = 1 1/2" Drop at Heel = 2 1/4"
RS300 Choke Tube Assortment: Full, Imp. Mod., Mod., Imp. Cyl., and Skeet
The RS300, 20ga. model is now fitted with the New Competition Series Choke Tube system.
The new 20ga Choke Tubes are shown in the chart on page 26.



RS400T Parallel Comb

Gauge	Barrel Length	Manufacturer's Ident. Number	Target Stock	Ejection Port	Approx. Weight	Suggested Retail
12	30"	RS420ACT	RH - Adj. LOP 13 1/2" to 15 1/4"	Right Side	7 lbs 14 oz	\$1,349.00
12	30"	RS420ACTL	LH - Adj. LOP 13 1/2" to 15 1/4"	Left Side	7 lbs 14 oz	\$1,349.00
12	28"	RS428ACT	RH - Adj. LOP 13 1/2" to 15 1/4"	Right Side	7 lbs 12 oz	\$1,349.00
12	28"	RS428ACTL	LH - Adj. LOP 13 1/2" to 15 1/4"	Left Side	7 lbs 12 oz	\$1,349.00

12	28"	RS428ACTY	Youth RH - Adj. LOP 12 3/4" to 14 1/4"	Right Side	7 lbs 8 oz	\$1,349.00
12	28"	RS428ACTYL	Youth LH - Adj. LOP 12 3/4" to 14 1/4"	Left Side	7 lbs 8 oz	\$1,349.00

Target Stock Dimensions: Drop at Comb = 1 3/4" Drop at Heel = 1 3/4"
RS400T Choke Tube Assortment: Full, Imp. Mod., Mod., Imp. Cyl., and Skeet



RS400T High Trap Rib

Gauge	Barrel Length	Manufacturer's Ident. Number	Target Stock	Ejection Port	Approx. Weight	Suggested Retail
12	30"	RS420HTR	RH - Adj. LOP 13 3/4" to 15 1/2"	Right Side	8 lbs 12 oz	\$1,499.00
12	30"	RS420HTRL	LH - Adj. LOP 13 3/4" to 15 1/2"	Left Side	8 lbs 12 oz	\$1,499.00
12	28"	RS428HTR	RH - Adj. LOP 13 3/4" to 15 1/2"	Right Side	8 lbs 10 oz	\$1,499.00
12	28"	RS428HTRL	LH - Adj. LOP 13 3/4" to 15 1/2"	Left Side	8 lbs 10 oz	\$1,499.00

12	28"	RS428HTRY	Youth RH - Adj. LOP 13" to 14 1/2"	Right Side	8 lbs 8 oz	\$1,499.00
12	28"	RS428HTRYL	Youth LH - Adj. LOP 13" to 14 1/2"	Left Side	8 lbs 8 oz	\$1,499.00

Target Stock Dimensions: Drop at Comb = 2 1/4" Drop at Heel = 2 1/4"
RS400HTR Choke Tube Assortment: Full, Imp. Mod., and Modified
Includes two sets of support posts for the adjustable comb; standard and extended.

Information and specifications are presented for reference only; specification tolerance will affect actual dimensions.
Specifications are subject to change without notice. Weights will vary due to wood density.

DESIGNED TO FIT YOU

ADJUSTABLE BUTT PLATE

The stock's length of pull has an adjustment range of 1 1/4" for proper gun mount and cheek placement on the comb of the stock. The pad can be rotated in either direction for proper shoulder pocket fit. This reduces felt recoil and the natural reflex to cant the toe of the pad away from the top of the pectoral muscle. The pad can also be adjusted in an up and down direction 1 1/4" to insure proper eye alignment to the sighting plane.

ADJUSTABLE STOCK SHIM SYSTEM

A selection of six stock shims are provided with the shotgun. Three of the shims adjust the drop dimension of the stock from the standard drop dimension. Also included are two shims that adjust the cast from neutral to either Left or Right.

STOCK SHIM SYSTEM


RS300	CIP	-5	-10	5
DAC	1 1/2"	1 3/8"	1 3/8"	1 1/2"
DAH	2 3/8"	2 1/4"	2 1/2"	2 1/2"
RS400	CIP	-5	-10	5
DAC	1 3/4"	1 5/8"	1 5/8"	1 3/4"
DAH	1 3/4"	1 5/8"	1 3/4"	1 7/8"

ADJUSTABLE COMB HARDWARE

The adjustable comb can be moved horizontally 1/4 inch from the center line of the stock in either a left or right direction. The comb can be adjusted vertically upward 1/2 inch by using washers that slide over the post. These comb adjustments ensure that the shooters eye is in alignment with the center line of the rib.

RS - HYBRID RECOIL SYSTEM

The low recoil system of the RS400 and RS300 allows even the youngest of the youth shooters to utilize a 12ga shotgun in practice and competition. This hybrid operating system features a gas assisted, inertia recoil operating system. When a shot shell is fired it releases energy, this energy creates reactionary force that engage both the RS bolt face and the gas piston. The barrel ring of the RS contains four exhaust ports which regulate the amount of recoil force that the gas piston exerts on the action bar by bleeding off excessive gas pressure. This reduces the total energy used to cycle the shotgun which reduces the felt recoil the shooter will experience when shooting the shotgun. The RS models will cycle a range of ammunition from 1oz target loads to 1 1/4 oz heavy target loads.



90HTR

Target Over & Under Models



HIGH TRAP RIB

Standard and Youth Lengths

90TSS



TRAP

Standard and Youth Lengths

SPORTING

Standard and Youth Lengths

90HTR TRAP



90HTR HIGH TRAP RIB

Gauge	Barrel Length	Manufacturer's Ident. Number	Trap Stock	Finish	Approx. Weight	Suggested Retail
12	32"	90HTR22	Adj Parallel - RH	White Chrome	9 lbs 4 oz	\$2,429.00
12	32"	90HTR22L	Adj Parallel - LH	White Chrome	9 lbs 4 oz	\$2,429.00
12	30"	90HTR20	Adj Parallel - RH	White Chrome	9 lbs 2 oz	\$2,429.00
12	30"	90HTR20L	Adj Parallel - LH	White Chrome	9 lbs 2 oz	\$2,429.00
12	32"	90HTR22R	Adj Parallel Youth - RH	White Chrome	9 lbs 2 oz	\$2,429.00
12	30"	90HTR20R	Adj Parallel Youth - RH	White Chrome	9 lbs 0 oz	\$2,429.00
12	30"	90HTR20RL	Adj Parallel Youth - LH	White Chrome	9 lbs 0 oz	\$2,429.00

Target Stock Dimensions:
Adj -Youth Butt Plate: LOP (Compressed) : 13" < = > (Extended) : 14 1/4"
Adj - Std Butt Plate: LOP (Compressed) : 14" < = > (Extended) : 15 1/4"
Adjustable Parallel Comb: Drop at Comb = 1 7/8" Drop at Heel = 1 7/8"

90HTR Trap Choke Tube Assortment: Full, Imp. Mod., and Modified
Information and specifications are presented for reference only; specification tolerance will affect actual dimensions.
Specifications are subject to change without notice. Weights will vary due to wood density.

90TSS TRAP



90TSS TRAP

Gauge	Barrel Length	Manufacturer's Ident. Number	Trap Stock	Finish	Approx. Weight	Suggested Retail
12	32"	90W22ACTN	Adj Parallel - RH	White Chrome	8 lbs 14 oz	\$2,299.00
12	32"	90W22ACTNL	Adj Parallel - LH	White Chrome	8 lbs 14 oz	\$2,299.00
12	30"	90W20ACTN	Adj Parallel - RH	White Chrome	8 lbs 12 oz	\$2,299.00
12	30"	90W20ACTNL	Adj Parallel - LH	White Chrome	8 lbs 12 oz	\$2,299.00
12	32"	90W22ACTNR	Adj Parallel Youth - RH	White Chrome	8 lbs 12 oz	\$2,299.00
12	30"	90W20ACTNR	Adj Parallel Youth - RH	White Chrome	8 lbs 10 oz	\$2,299.00
12	30"	90W20ACTNRL	Adj Parallel Youth - LH	White Chrome	8 lbs 10 oz	\$2,299.00

Target Stock Dimensions:
Adj -Youth Butt Plate: LOP (Compressed) : 13" < = > (Extended) : 14 1/4"
Adj - Std Butt Plate: LOP (Compressed) : 14" < = > (Extended) : 15 1/4"
Adjustable Parallel Comb: Drop at Comb = 1 1/2" Drop at Heel = 1 1/2"

90TSS Trap Choke Tube Assortment: Full, Imp. Mod., and Modified
Information and specifications are presented for reference only; specification tolerance will affect actual dimensions.
Specifications are subject to change without notice. Weights will vary due to wood density.

90TSS SPORTING



90TSS SPORTING

Gauge	Barrel Length	Manufacturer's Ident. Number	Sporting Stock	Finish	Approx. Weight	Suggested Retail
12	32"	90W22ACSP	Adj Sloped - RH	White Chrome	8 lbs 12 oz	\$2,299.00
12	32"	90W22ACSPL	Adj Sloped - LH	White Chrome	8 lbs 12 oz	\$2,299.00
12	30"	90W20ACSP	Adj Sloped - RH	White Chrome	8 lbs 10 oz	\$2,299.00
12	30"	90W20ACSPL	Adj Sloped - LH	White Chrome	8 lbs 10 oz	\$2,299.00
12	28"	90W28ACSP	Adj Sloped - RH	White Chrome	8 lbs 8 oz	\$2,299.00
12	28"	90W28ACSPL	Adj Sloped - LH	White Chrome	8 lbs 8 oz	\$2,299.00
12	30"	90W20ACSPR	Adj Sloped Youth - RH	White Chrome	8 lbs 8 oz	\$2,299.00
12	28"	90W28ACSPR	Adj Sloped Youth - RH	White Chrome	8 lbs 6 oz	\$2,299.00
20	32"	90W02ANCSP	Adj Sloped - RH	White Chrome	8 lbs 0 oz	\$2,299.00
20	32"	90W02ANCSP	Adj Sloped - LH	White Chrome	8 lbs 0 oz	\$2,299.00
20	30"	90W00ANCSP	Adj Sloped - RH	White Chrome	7 lbs 14 oz	\$2,299.00
20	30"	90W00ANCSP	Adj Sloped - LH	White Chrome	7 lbs 14 oz	\$2,299.00
20	28"	90W08ANCSP	Adj Sloped - RH	White Chrome	7 lbs 12 oz	\$2,299.00
20	28"	90W08ANCSP	Adj Sloped - LH	White Chrome	7 lbs 12 oz	\$2,299.00

Target Stock Dimensions:
Adj -Youth Butt Plate: LOP (Compressed) : 13" < = > (Extended) : 14 1/4"
Adj - Std Butt Plate: LOP (Compressed) : 14" < = > (Extended) : 15 1/4"
Adjustable Sloped Comb: Drop at Comb = 1 5/8" Drop at Heel = 2 3/8"

90TSS Sporting Choke Tube Assortment: Modified, Light Modified, and Improved Cylinder
The new 20ga Choke Tubes are shown in the chart on page 26.

Information and specifications are presented for reference only; specification tolerance will affect actual dimensions.
Specifications are subject to change without notice. Weights will vary due to wood density.

Competition Features

The 90 Series trigger system has an improved mechanical trigger, which utilizes a vertical connector, a short sear let off, and coil springs. This new trigger geometry reduces engagement creep, pull weight, and over travel distance; resulting in a reliable, fast cycling, crisp feeling trigger.

Fabricated from high strength 4140 steel; the barrels are cut with 3" chambers, lengthened forcing cones, fitted with competition series choke tubes and equipped with automatic ejectors. The finished barrel has a highly polished chrome interior, jeweled monobloc and matte black chrome exterior. The sighting plane is a 10mm top ventilated rib with a matte surface and target sights.



CENTURY III

TRAP SINGLE BARREL



Standard & Youth Lengths



Century III Trap Single Barrel - 12 Gauge Only

Barrel Length	Manufacturer's Ident. Number	Stock Type Parallel Comb	Approx. Weight	Suggested Retail
34"	CW24ACT-ABP	Adj - RH	8 lbs 8 oz	\$1,879.00
34"	CW24ACT-ABPL	Adj - LH	8 lbs 8 oz	\$1,879.00
32"	CW22ACT-ABP	Adj - RH	8 lbs 6 oz	\$1,879.00
32"	CW22ACT-ABPL	Adj - LH	8 lbs 6 oz	\$1,879.00
30"	CW20ACT-ABP	Adj - RH	8 lbs 4 oz	\$1,879.00
30"	CW20ACT-ABPL	Adj - LH	8 lbs 4 oz	\$1,879.00

Barrel Length	Manufacturer's Ident. Number	Stock Type Parallel Comb	Approx. Weight	Suggested Retail
32"	CW22ACTR-ABP	Adj Youth - RH	8 lbs 6 oz	\$1,879.00
32"	CW22ACTR-ABPL	Adj Youth - LH	8 lbs 6 oz	\$1,879.00
30"	CW20ACTR-ABP	Adj Youth - RH	8 lbs 4 oz	\$1,879.00
30"	CW20ACTR-ABPL	Adj Youth - LH	8 lbs 4 oz	\$1,879.00

Target Stock Dimensions:
Adjustable Butt Plate: LOP (Compressed) : 14" <=> (Extended) : 15 1/4"
Adjustable Youth Model: LOP (Compressed) : 13" <=> (Extended) : 14 1/4"
Adjustable Parallel Comb: Drop at Comb = 1 1/2" Drop at Heel = 1 1/2"

Century Choke Tubes: Full, Imp. Mod., and Modified

Information and specifications are presented for reference only; specification tolerance will affect actual dimensions. Specifications are subject to change without notice. Weights will vary due to wood density.

Century III HTR Trap Single Barrel - 12 Gauge Only

Barrel Length	Manufacturer's Ident. Number	Stock Type Parallel Comb	Approx. Weight	Suggested Retail
34"	CW24ACT-HTR	Adj - RH	9 lbs 1 oz	\$1,999.00
34"	CW24ACT-HTRL	Adj - LH	9 lbs 1 oz	\$1,999.00
32"	CW22ACT-HTR	Adj - RH	8 lbs 11 oz	\$1,999.00
32"	CW22ACT-HTRL	Adj - LH	8 lbs 11 oz	\$1,999.00
30"	CW20ACT-HTR	Adj - RH	8 lbs 9 oz	\$1,999.00
30"	CW20ACT-HTRL	Adj - LH	8 lbs 9 oz	\$1,999.00

Barrel Length	Manufacturer's Ident. Number	Stock Type Parallel Comb	Approx. Weight	Suggested Retail
32"	CW22ACTR-HTR	Adj Youth - RH	8 lbs 11 oz	\$1,999.00
32"	CW22ACTR-HTRL	Adj Youth - LH	8 lbs 11 oz	\$1,999.00
30"	CW20ACTR-HTR	Adj Youth - RH	8 lbs 9 oz	\$1,999.00
30"	CW20ACTR-HTRL	Adj Youth - LH	8 lbs 9 oz	\$1,999.00

Target Stock Dimensions:
Adjustable Butt Plate: LOP (Compressed) : 14" <=> (Extended) : 15 1/4"
Adjustable Youth Model: LOP (Compressed) : 13" <=> (Extended) : 14 1/4"
Adjustable Parallel Comb: Drop at Comb = 1 5/8" Drop at Heel = 1 5/8"

Century Choke Tubes: Full, Imp. Mod., and Modified

Information and specifications are presented for reference only; specification tolerance will affect actual dimensions. Specifications are subject to change without notice. Weights will vary due to wood density.

The Century III barrel features a 2 3/4" chamber, lengthened forcing cone, fitted with the competition series choke tube system and equipped with a shell extractor. The finished barrel has a highly polished chrome interior, jeweled monbloc and matte black chrome exterior. The sighting plane is a 10mm top ventilated rib with a matte surface and target sights. The white chrome finished steel receiver is a low profile box lock action with a under lug locking bolt. The trigger geometry is designed to lift the sear tail vertically. Releasing the coil spring powered hammer with less travel and pull weight, providing the shooter with a crisp, responsive feel. The Century III is equipped with a manual safety.

Create Your Custom Fit

The fit and feel of a tournament stock is a key element in the performance tuned competition shotguns. The personalized fit of an adjusted stock enables the shooter to acquire the target faster, enhances swing control, improves overall handling and reduces fatigue.

An adjustable comb allows a shooter to move the position of their cheek on the stock; so that their eye is in alignment with the center-line of the rib. The comb can be moved 1/4" from the center line of the stock either left or right. The base plate is etched with indicating lines for precise left or right adjustment. The comb height can be adjusted upward by 1/2" by using washers that slide off the posts.



The adjustable butt plate system (ABP) allows for 1 1/4" length of pull (LOP) adjustment. By simply loosening the locking screws and rotating the pad inward or outward, a personalized LOP insures proper gun mount and cheek placement on the comb of the stock. The pad can be rotated in either direction for proper shoulder fit, reducing felt recoil and the natural reflex to cant the toe of the pad away from the top of the pectoral muscle. The pad plate can be adjusted either upward or downward 1 1/4" to assist in proper eye alignment to the sighting plane.

95ASR



ADJUSTABLE RIB O/U



ADJUSTABLE RIB COMBO



GUN CASE

The SKB 95ASR case is produced in Italy by Negrini. The patented double wall ABS technology is ultra-light, ultra-strong and airline approved. The case has three TSA approved recessed steel combination locks.

The compact design features vertical barrel compartments, an oversized receiver compartment for the adjustable tournament stock, and separate compartments for the forend and accessories.

95ASR



95ASR COMBOS

Gauge	Barrel Length	Manufacturer's Ident. Number	Crossover Target Stock	Finish	Approx. Weight	Suggested Retail
12	32" / 34"	95ASR22/24	Adj - Std - RH	Adjustable Rib	9 lbs 1 oz	\$4,789.00
12	32" / 34"	95ASR22/24L	Adj - Std - LH	Adjustable Rib	9 lbs 1 oz	\$4,789.00
12	30" / 34"	95ASR20/24	Adj - Std - RH	Adjustable Rib	8 lbs 15 oz	\$4,789.00
12	30" / 34"	95ASR20/24L	Adj - Std - LH	Adjustable Rib	8 lbs 15 oz	\$4,789.00
12	30" / 32"	95ASR20/22	Adj - Std - RH	Adjustable Rib	8 lbs 13 oz	\$4,789.00
12	30" / 32"	95ASR20/22L	Adj - Std - LH	Adjustable Rib	8 lbs 13 oz	\$4,789.00

Target Stock Dimensions:

Adj - Std Butt Plate: LOP (Compressed) : 13" < = > (Extended) : 15 1/4"

Adjustable Parallel Comb: Drop at Comb = 1 3/4" Drop at Heel = 1 3/4"

95ASR Combo Choke Tube Assortment: Full, Imp. Mod., Modified, Imp Cyl. and Skeet

*With 34" Un-Single Barrel attached, the overall weight of the shotgun is reduced by 2 oz.

Information and specifications are presented for reference only; specification tolerance will affect actual dimensions. Specifications are subject to change without notice. Weights will vary due to wood density.

95ASR OVER & UNDER

Gauge	Barrel Length	Manufacturer's Ident. Number	Crossover Target Stock	Finish	Approx. Weight	Suggested Retail
12	32"	95ASR22	Adj - Std - RH	Adjustable Rib	9 lbs 1 oz	\$3,399.00
12	32"	95ASR22L	Adj - Std - LH	Adjustable Rib	9 lbs 1 oz	\$3,399.00
12	30"	95ASR20	Adj - Std - RH	Adjustable Rib	8 lbs 15 oz	\$3,399.00
12	30"	95ASR20L	Adj - Std - LH	Adjustable Rib	8 lbs 15 oz	\$3,399.00

Target Stock Dimensions:

Adj - Std Butt Plate: LOP (Compressed) : 13" < = > (Extended) : 15 1/4"

Adjustable Parallel Comb: Drop at Comb = 1 3/4" Drop at Heel = 1 3/4"

95ASR Choke Tube Assortment: Full, Imp. Mod., Modified, Imp Cyl. and Skeet

Information and specifications are presented for reference only; specification tolerance will affect actual dimensions. Specifications are subject to change without notice. Weights will vary due to wood density.



The 95ASR features a tournament butt stock with seven ergonomically designed adjustment points for a personalized fit. The stock is available with either right hand “cast on” or left hand “cast off” configuration.

The **adjustable comb system** allows the shooter to adjust the comb height and offset position for proper eye alignment to the rib. The base plate is etched with 1/16" indicating lines for precise left or right alignment of the comb. The height of the comb is adjusted by sliding washers over the selected support posts. Each shotgun includes two sets of support posts; standard and extended height.

The **advanced butt plate system** features five adjustment points that personalize the fit of the shotgun stock. The primary stock adjustment is the length of pull (LOP), which is measured from the trigger to the butt pad. A proper length allows the shooter to correctly mount the shotgun in the shoulder pocket. The length of pull is adjusted to fit the shooters height and muscular build. The LOP determines the location of the shooters cheek on the comb of the stock. The butt plate system has a 2 inch adjustment range, from a compressed 13 inch LOP to an extended 15 inch LOP.

The secondary adjustments are made to maximize the contact area of the butt pad in the shoulder pocket of the shooter. These adjustments reduce the felt recoil of the shotgun. This butt plate system has four different adjustments that can improve the pad placement in the shoulder pocket. All of these adjustments are based upon the unique physique of the shooter.

TOURNAMENT STOCK Features 7 Ergonomic Adjustments Designed for Personalized Fit!

First, the cast of the pad can be rotated from a vertical position, to reduce the canting effect of the barrels due to the stocks placement in the shooters shoulder pocket. This rotation moves the toe of the pad off of the top of the pectoral muscle reducing felt recoil and improving the consistency in the shotgun mount.

Secondly, the entire pad can be lowered to increase the drop dimension of the pad relative to the height of the comb. This adjustment takes into consideration the physical dimensions of the shooter’s neck length, cheek placement and their eye alignment to the rib.

Thirdly, the pad plate can be offset in either direction from the center line of the shotgun. This will allow the shooter to either push the centerline of the rib away from their face or to draw it closer to their face. This adjustment may be necessary, dependent upon the individual’s facial dimensions.

The fourth adjustment is the pitch angle of the pad which helps reduce felt recoil due to muzzle jump. The pad plate has a factory setting of four degrees.

Not every shooter will require adjusting each facet of this butt plate system. However, the advanced ergonomic design of the stock provides the shooter with the ability to adjust the shotgun to their unique physique.

ADJUSTABLE RIB 50/50 to 90/10

The 95ASR barrels are fitted with a tapered adjustable rib that allows the shooter to change the point of impact without adjusting the stock. The rib is adjusted by loosening two set screws with a 3mm hex wrench. Then rotating the small knurled wheel in the muzzle support block to move the rib either up or down. From the factory, the barrels are set to shoot an approximate 60/40 pattern. The point of impact can be adjusted from 50/50 to 90/10 by simply changing the angle of the rib. The indicator lines etched onto the muzzle support block provide a guide when adjusting the rib.

The 95ASR barrels are fitted with the HIVIZ® comp sight system. The sight is comprised of a base and a removable litepipe. The litepipe is an optical quality plastic, of precise dimensions and color. The shooter can select the diameter and color of the litepipe to meet the individual’s preference and lighting conditions of the event.

HUNTING MODELS



720



690



HS300

720 FIELD

Available in 3 frame sizes and 4 gauges



12, 20, 28 & 410ga

The Model 720 box lock receiver is precisely cut by state of the art CNC machines, from a solid billet of chrome-moly steel. The locking bar is located in the base of the action. The engagement of the locking bar and the barrel lug extends across the full length of the monobloc creating a secure lock to the receiver.

The chrome lined barrels have 3" chambers (except 28ga. - 2 3/4") with lengthened forcing cones to reduce felt recoil and muzzle lift. The barrels are equipped with automatic ejectors and are fitted with an internal choke tube system. The exterior of the barrel group is highly polished then black chromed resulting in a deep luster finish.

The 720 utilizes a mechanical trigger which is a direct engagement of each sear to the trigger connector providing a very quick and reliable trigger system that does not depend upon recoil to reset the trigger for the second shot. The top tang barrel selector and integral safety allows the shooter to select the firing sequence for different hunting situations.

Sculpted by CNC machines and hand finished, the receiver has raised contoured panels to accentuate it's beautiful engraving. The brushed white chrome finish, is laser engraved with upland and waterfowl game scenes and accented with gold and scroll. This artwork is complemented by a polyurethane finished stock & forend carved from select Grade II Turkish walnut.

MODEL 720 FIELD & MULTI GAUGE SETS

Gauge	Barrel Length	Manufacturer's Ident. Number	Field Stock	Finish	Approx. Weight	Suggested Retail
12	30"	7220CF	Walnut	White Chrome	7 lbs 14 oz	\$1,839.00
12	28"	7228CF	Walnut	White Chrome	7 lbs 14 oz	\$1,839.00
20	28"	7208CF	Walnut	White Chrome	7 lbs 10 oz	\$1,839.00
20	26"	7206CF	Walnut	White Chrome	7 lbs 10 oz	\$1,839.00
20	26"	7206CFY	Walnut - Youth	White Chrome	7 lbs 8 oz	\$1,839.00
28	28"	7288CF	Walnut	White Chrome	6 lbs 12 oz	\$1,839.00
28	26"	7286CF	Walnut	White Chrome	6 lbs 10 oz	\$1,839.00
410	28"	7248CF	Walnut	White Chrome	6 lbs 12 oz	\$1,839.00
410	26"	7246CF	Walnut	White Chrome	6 lbs 10 oz	\$1,839.00
20 & 28	28"	7208CF/88	Walnut	White Chrome	7 lbs 10 oz	\$2,619.00
28 & 410	28"	7288CF/48	Walnut	White Chrome	6 lbs 12 oz	\$2,619.00

720 FIELD SPECIAL EDITION CASE COLORED

Gauge	Barrel Length	Manufacturer's Ident. Number	Field Stock	Finish	Approx. Weight	Suggested Retail
12	28"	7228CFB	Walnut	Bone Charcoal	7 lbs 14 oz	\$1,969.00
20	28"	7208CFB	Walnut	Bone Charcoal	7 lbs 10 oz	\$1,969.00
28	28"	7288CFB	Walnut	Bone Charcoal	6 lbs 12 oz	\$1,969.00
20 & 28	28"	7208CFB/88	Walnut	Bone Charcoal	7 lbs 10 oz	\$2,759.00

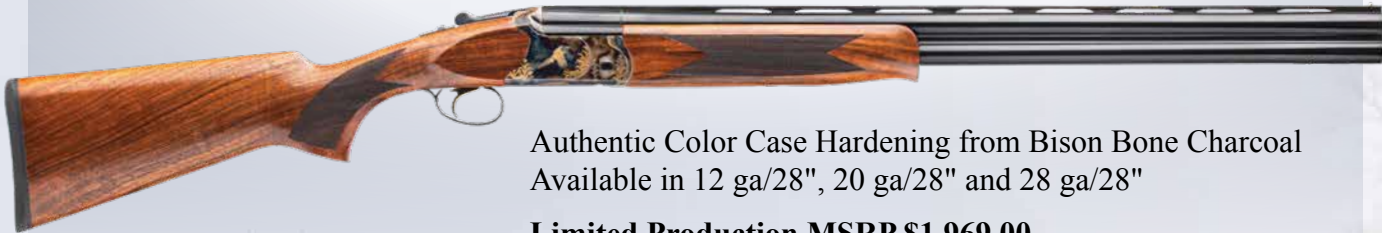
Field Stock Dimensions: Length of Pull: 14 1/2", Drop at Comb: 1 1/2", Drop at Heel: 2 1/4"

Youth Stock Dimensions: Length of Pull: 13 1/8", Drop at Comb: 1 1/2", Drop at Heel: 2 1/8"

720 Field Choke Tubes: Full, Imp. Modified, Modified, Imp. Cylinder and Skeet

Information and specifications are presented for reference only; specification tolerance will affect actual dimensions. Specifications are subject to change without notice. Weights will vary due to wood density

Special Edition 720



Authentic Color Case Hardening from Bison Bone Charcoal
Available in 12 ga/28", 20 ga/28" and 28 ga/28"

Limited Production MSRP \$1,969.00
2 Barrel Field Set 20 ga & 28 ga/28" MSRP \$2,759.00



12 & 20 ga




28 & 410 ga



Engraving Patterns

690 FIELD

Available in 3 frame sizes and 4 gauges



12, 20, 28 & 410ga

The Model 690 box lock receiver is precisely cut by state of the art CNC machines, from a solid billet of chrome-moly steel. The locking bar is located in the base of the action. The engagement of the locking bar and the barrel lug extends across the full length of the monobloc creating a secure lock to the receiver.

The 690 utilizes a mechanical trigger which is a direct engagement of each sear to the trigger connector providing a very quick and reliable trigger system that does not depend upon recoil to reset the trigger for the second shot. The top tang barrel selector and integral safety allows the shooter to select the firing sequence for different hunting situations.

The distinctive contour of the 690 receiver is finished in a brushed white chrome and a beautiful scroll motif engraving pattern.

The chrome lined barrels have 3" chambers (except 28ga. - 2 3/4") with lengthened forcing cones to reduce felt recoil and muzzle lift. The barrels are equipped with automatic ejectors and are fitted with an internal choke tube system. The exterior of the barrel group is highly polished then hot blued resulting in a deep luster finish.

The pistol grip stock and schnabel forend are carved from grade II Turkish walnut. The finish is a high gloss polyurethane which enhances and protects the beauty of the walnut.

690 Deluxe
Coming
Fall 2026

690 SCROLL FIELD

Gauge	Barrel Length	Manufacturer's Ident. Number	Field Stock	Finish	Approx. Weight	Suggested Retail
12	28"	6928CF	Walnut	White Chrome	7 lbs 14 oz	\$1,449.00
12	26"	6926CF	Walnut	White Chrome	7 lbs 12 oz	\$1,449.00
12	26"	6926CFY	Walnut -Youth	White Chrome	7 lbs 10 oz	\$1,449.00
20	28"	6908CF	Walnut	White Chrome	7 lbs 10 oz	\$1,449.00
20	26"	6906CF	Walnut	White Chrome	7 lbs 10 oz	\$1,449.00
20	26"	6906CFY	Walnut -Youth	White Chrome	7 lbs 8 oz	\$1,449.00
28	28"	6988CF	Walnut	White Chrome	6 lbs 12 oz	\$1,449.00
28	26"	6986CF	Walnut	White Chrome	6 lbs 10 oz	\$1,449.00
410	28"	6948CF	Walnut	White Chrome	6 lbs 12 oz	\$1,449.00
410	26"	6946CF	Walnut	White Chrome	6 lbs 10 oz	\$1,449.00
28 & 410	28"	6988CF/48	Walnut	White Chrome	6 lbs 12 oz	\$2,269.00

Field Stock Dimensions: Length of Pull: 14 1/2", Drop at Comb: 1 1/2", Drop at Heel: 2 1/8"
Youth Stock Dimensions: Length of Pull: 13", Drop at Comb: 1 1/2", Drop at Heel: 2 1/8"
690 Field Choke Tubes: Full, Imp. Modified, Modified, Imp. Cylinder and Skeet

Information and specifications are presented for reference only; specification tolerance will affect actual dimensions. Specifications are subject to change without notice. Weights will vary due to wood density.

690 DELUXE FIELD

Gauge	Barrel Length	Manufacturer's Ident. Number	Field Stock	Finish	Approx. Weight	Suggested Retail
12	28"	D6928CF	Walnut	White Chrome	7 lbs 14 oz	\$1,539.00
12	26"	D6926CF	Walnut	White Chrome	7 lbs 12 oz	\$1,539.00
12	26"	D6926CFY	Walnut -Youth	White Chrome	7 lbs 10 oz	\$1,539.00
20	28"	D6908CF	Walnut	White Chrome	7 lbs 10 oz	\$1,539.00
20	26"	D6906CF	Walnut	White Chrome	7 lbs 10 oz	\$1,539.00
20	26"	D6906CFY	Walnut -Youth	White Chrome	7 lbs 8 oz	\$1,539.00
28	28"	D6988CF	Walnut	White Chrome	6 lbs 12 oz	\$1,539.00
28	26"	D6986CF	Walnut	White Chrome	6 lbs 10 oz	\$1,539.00
410	28"	D6948CF	Walnut	White Chrome	6 lbs 12 oz	\$1,539.00
410	26"	D6946CF	Walnut	White Chrome	6 lbs 10 oz	\$1,539.00
20 & 28	28"	D6908CF/88	Walnut	White Chrome	7 lbs 10 oz	\$2,329.00
28 & 410	28"	D6988CF/48	Walnut	White Chrome	6 lbs 12 oz	\$2,329.00

Field Stock Dimensions: Length of Pull: 14 1/2", Drop at Comb: 1 1/2", Drop at Heel: 2 1/8"
Youth Stock Dimensions: Length of Pull: 13", Drop at Comb: 1 1/2", Drop at Heel: 2 1/8"
690 Field Choke Tubes: Full, Imp. Modified, Modified, Imp. Cylinder and Skeet

Information and specifications are presented for reference only; specification tolerance will affect actual dimensions. Specifications are subject to change without notice. Weights will vary due to wood density.

HS300

Semi-Automatic Field Shotguns



Walnut



Camo

HS Hybrid Operating System is a functional combination of the inertia bolt body with a rotating head, a gas operated piston, modified steel action bar and the recoil action spring. This combination utilizes an optimum amount of combustion gases to cycle both heavy and light loads while reducing recoil.



The chrome lined ventilated rib barrel has a 3" chamber, a lengthened forcing cone and is threaded for the SKB competition choke tube system. The outer finish of the barrel is either a non-reflective matte black chrome or camouflage film fitted with a brass front bead.

Each shotgun is provided with a set of six different stock shims to assist the shooter in obtaining a personalized fit to the sighting plane. The removable stock shim will adjust for either the stock's cast or drop dimension. The shotgun has a maximum capacity of four - 3" shot shells; three in the magazine tube with one in the chamber.

HS300 FIELD SEMI-AUTOMATIC

Gauge	Barrel Length	Manufacturer's Ident. Number	Field Stock	Ejection Port	Approx. Weight	Suggested Retail
12	28"	HS328CFW	Walnut	Right Side	6 lbs 15 oz	\$989.00
12	28"	HS328CFL	Walnut	Left Side	6 lbs 15 oz	\$989.00
20	28"	HS308NCFW	Walnut	Right Side	6 lbs 15 oz	\$989.00
20	26"	HS306NCFW	Walnut	Right Side	6 lbs 13 oz	\$989.00
12	28"	HS328CFC	Camouflage	Right Side	6 lbs 15 oz	\$1,019.00
12	28"	HS328CFL	Camouflage	Left Side	6 lbs 15 oz	\$1,019.00

Field Stock Dimensions: Length of Pull: 14 1/2", Drop at Comb: 1 1/2", Drop at Heel: 2 1/2"
HS300 Field Choke Tubes: Full, Modified, Imp. Cylinder
The HS300, 20ga. models are now fitted with the New Competition Series Choke Tube system. The new 20ga Choke Tubes are shown in the chart on page 26.

Information and specifications are presented for reference only; specification tolerance will affect actual dimensions. Specifications are subject to change without notice. Weights will vary due to wood density.

SIDE X SIDES

Target & Field Shotguns



Model 300

The 300 & 350 SxS Series feature trigger plate actions with several newly designed enhancements that improve overall functionality. These include a single selective trigger, coil mainsprings, sprocket-style choke tubes, and an ergonomically shaped beavertail forend.

MODEL 300 TARGET & FIELD

Gauge	Barrel Length	Manufacturer's Ident. Number	Walnut Stock	Finish	Approx. Weight	Suggested Retail
12	32"	3022HR	Target	Bone Charcoal	8 lbs 4 oz	\$2,729.00
12	30"	3020HR	Target	Bone Charcoal	8 lbs 2 oz	\$2,729.00
20	28"	3008CF	Field	Bone Charcoal	7 lbs 1oz	\$2,499.00

Target Stock Dimensions: Length of Pull: 14 5/8", Drop at Comb: 1 1/4", Drop at Heel: 2"
Field Stock Dimensions: Length of Pull: 14 5/8", Drop at Comb: 1 1/2", Drop at Heel: 2 5/8"
300 & 350 Choke Tubes: Full, Imp. Modified, Modified, Imp. Cylinder and Skeet

Information and specifications are presented for reference only; specification tolerance will affect actual dimensions. Specifications are subject to change without notice. Weights will vary due to wood density.



Model 350

The receiver is richly finished with laser-engraved scrollwork, gold accents, and a striking bone charcoal-colored case. The barrels are meticulously polished and hot blued, creating a deep, lustrous finish.

MODEL 350 TARGET & FIELD

Gauge	Barrel Length	Manufacturer's Ident. Number	Walnut Stock	Finish	Approx. Weight	Suggested Retail
12	32"	3522HR	Target	Bone Charcoal	8 lbs 6 oz	\$3,149.00
12	30"	3520HR	Target	Bone Charcoal	8 lbs 4 oz	\$3,149.00
20	28"	3508CF	Field	Bone Charcoal	7 lbs 1 oz	\$2,949.00

Target Stock Dimensions: Length of Pull: 14 5/8", Drop at Comb: 1 1/4", Drop at Heel: 2"
Field Stock Dimensions: Length of Pull: 14 5/8", Drop at Comb: 1 1/2", Drop at Heel: 2 5/8"
300 & 350 Choke Tubes: Full, Imp. Modified, Modified, Imp. Cylinder and Skeet

Information and specifications are presented for reference only; specification tolerance will affect actual dimensions. Specifications are subject to change without notice. Weights will vary due to wood density.

Bottom Thread
Competition
Series Choke Tubes



12GA Competition				Color Band	Extended	Flush Fit
Nomenclature	Code	Rim Notch	Constriction	CB Manf. Id #	X2 Manf. Id #	F2 Manf. Id #
Trap Full **	TF	None	0.035	CBCS12TF	X2CS12TF	F2CS12TF
Full **	F	1	0.030	CBCS12F	X2CS12F	F2CS12F
Imp Modified **	IM	2	0.025	CBCS12IM	X2CS12IM	F2CS12IM
Modified	M	3	0.020	CBCS12M	X2CS12M	F2CS12M
Light Modified	LM	4	0.015	CBCS12LM	X2CS12LM	F2CS12LM
Imp Cylinder	IC	5	0.010	CBCS12IC	X2CS12IC	F2CS12IC
Skeet	SK	6	0.005	CBCS12SK	X2CS12SK	F2CS12SK
Cylinder	CYL	7	0.000	CBCS12CYL	X2CS12CYL	F2CS12CYL

Japanese SKB O/U Models; 585, 685, 785, (885 with "AS" s/n prefix), GC7, 85TSS & 85TTR.
Turkish SKB Models: IS300, HS300, RS300, RS400T, Century III, 590, 90TSS & 90HTR.

Bottom Thread
Standard Series Chokes
For Japanese Models

12GA Standard Series				EXTENDED
Nomenclature	Code	Rim Notch	Constriction	X2 Manf. Id #
Extra Full **	XF	None	0.035	X2S12XF
Full **	F	1	0.030	X2S12F
Imp Modified **	IM	2	0.025	X2S12IM
Modified	M	3	0.020	X2S12M
Light Modified	LM	4	0.015	X2S12LM
Imp Cylinder	IC	5	0.010	X2S12IC
Skeet	SK	6	0.005	X2S12SK
Cylinder	CYL	7	0.000	X2S12CYL



20GA Standard Series				EXTENDED
Nomenclature	Code	Rim Notch	Constriction	X2 Manf. Id #
Extra Full **	XF	None	0.028	X2S20XF
Full **	F	1	0.024	X2S20F
Imp Modified **	IM	2	0.020	X2S20IM
Modified	M	3	0.016	X2S20M
Light Modified	LM	4	0.012	X2S20LM
Imp Cylinder	IC	5	0.008	X2S20IC
Skeet	SK	6	0.004	X2S20SK
Cylinder	CYL	7	0.000	X2S20CYL



28GA Standard Series				EXTENDED
Nomenclature	Code	Rim Notch	Constriction	X2 Manf. Id #
Full **	F	1	0.020	X2S28F
Imp Modified **	IM	2	0.016	X2S28IM
Modified	M	3	0.012	X2S28M
Imp Cylinder	IC	4	0.008	X2S28IC
Skeet	SK	5	0.004	X2S28SK
Cylinder	CYL	6	0.000	X2S28CYL



ALL STANDARD SERIES 12, 20 & 28 CHOKES TUBES FIT THE FOLLOWING: Japanese produced SKB Models. 505, 605, (885 with "NS" s/n prefix), 200E, 400, 385, 485, 1300, 1900 & 3000. Japanese produced Weatherby models, Orion and Athena.



20GA Competition				Color Band	Flush Fit
Nomenclature	Code	Rim Notch	Constriction	CB Manf. Id #	F2 Manf. Id #
Full **	F	1	0.030	CBCS20F	FFCS20F
Imp Modified **	IM	2	0.025	CBCS20IM	FFCS20IM
Modified	M	3	0.020	CBCS20M	FFCS20M
Light Modified	LM	4	0.015	CBCS20LM	FFCS20LM
Imp Cylinder	IC	5	0.010	CBCS20IC	FFCS20IC
Skeet	SK	6	0.005	CBCS20SK	FFCS20SK
Cylinder	CYL	7	0.000	CBCS20CYL	FFCS20CYL

Turkish SKB Models: HS300, RS300 & 90TSS.

Top Thread
Thin Wall Series Chokes
For Turkish SXS Models
200, 200HR, 250, 7000

12GA Thin Wall			EXTENDED	Flush Fit
Nomenclature	Code	Constriction	XTW Manf. #	FTW Manf. #
Full **	F	0.030	XTW12F	FTW12F
Imp Modified **	IM	0.025	XTW12IM	FTW12IM
Modified	M	0.020	XTW12M	FTW12M
Imp Cylinder	IC	0.010	XTW12IC	FTW12IC
Skeet	SK	0.005	XTW12SK	FTW12SK



20GA Thin Wall			EXTENDED	Flush Fit
Nomenclature	Code	Constriction	XTW Manf. #	FTW Manf. #
Full **	F	0.025	XTW20F	FTW20F
Imp Modified **	IM	0.020	XTW20IM	FTW20IM
Modified	M	0.015	XTW20M	FTW20M
Imp Cylinder	IC	0.010	XTW20IC	FTW20IC
Skeet	SK	0.005	XTW20SK	FTW20SK



28GA Thin Wall			EXTENDED	Flush Fit
Nomenclature	Code	Constriction	XTW Manf. #	FTW Manf. #
Full **	F	0.020	XTW28F	FTW28F
Imp Modified **	IM	0.016	XTW28IM	FTW28IM
Modified	M	0.012	XTW28M	FTW28M
Imp Cylinder	IC	0.008	XTW28IC	FTW28IC
Skeet	SK	0.004	XTW28SK	FTW28SK



410GA Thin Wall			EXTENDED	Flush Fit
Nomenclature	Code	Constriction	XTW Manf. #	FTW Manf. #
Full **	F	0.020	XTW410F	FTW410F
Imp Modified **	IM	0.016	XTW410IM	FTW410IM
Modified	M	0.012	XTW410M	FTW410M
Imp Cylinder	IC	0.008	XTW410IC	FTW410IC
Skeet	SK	0.004	XTW410SK	FTW410SK



*Internal Length of 410 Chokes either 35mm or 40mm

Choke
Tubes



Top Thread
Choke Tubes

12GA 95ASR, 95ATR, 720 & 690 and SXS Models 350 & 300

New Top Thread Choke Tubes			Color Band	Flush Fit
Nomenclature	Code	Constriction	CB Manf. Id #	FF Manf. Id #
Trap Full **	TF	0.035	CB12TF	FF12TF
Full **	F	0.030	CB12F	FF12F
Imp Modified **	IM	0.025	CB12IM	FF12IM
Modified	M	0.020	CB12M	FF12M
Light Modified	LM	0.015	CB12LM	FF12LM
Imp Cylinder	IC	0.010	CB12IC	FF12IC
Skeet	SK	0.005	CB12SK	FF12SK
Cylinder	CYL	0.000	CB12CYL	FF12CYL

28GA 720 & 690 Field

New Top Thread Choke Tubes			Color Band	Flush Fit
Nomenclature	Code	Constriction	CB Manf. Id #	FF Manf. Id #
Full **	F	0.020	CB28F	FF28F
Imp Modified **	IM	0.016	CB28IM	FF28IM
Modified	M	0.012	CB28M	FF28M
Imp Cylinder	IC	0.008	CB28IC	FF28IC
Skeet	SK	0.004	CB28SK	FF28SK
Cylinder	CYL	0.000	CB28CYL	FF28CYL

Choke Pricing

Choke Tube Type	Suggested Retail
Color Band Choke Tube	\$44.95
Extended Choke Tube	\$39.95
Flush Fit Choke Tube	\$34.95

The choke tubes marked with " " " " in these charts are not recommended for use with steel shot. Choke constrictions will vary. Values shown in the charts are best representation of the manufacturer's specification.

20GA 720 & 690 Field and SXS Models 350 & 300

New Top Thread Choke Tubes			Color Band	Flush Fit
Nomenclature	Code	Constriction	CB Manf. Id #	FF Manf. Id #
Full **	F	0.024	CB20F	FF20F
Imp Modified **	IM	0.020	CB20IM	FF20IM
Modified	M	0.016	CB20M	FF20M
Light Modified	LM	0.012	CB20LM	FF20LM
Imp Cylinder	IC	0.008	CB20IC	FF20IC
Skeet	SK	0.004	CB20SK	FF20SK
Cylinder	CYL	0.000	CB20CYL	FF20CYL

410GA 720 & 690 Field

New Top Thread Choke Tubes			Color Band	Flush Fit
Nomenclature	Code	Constriction	CB Manf. Id #	FF Manf. Id #
Full **	F	0.020	CB410F	FF410F
Imp Modified **	IM	0.016	CB410IM	FF410IM
Modified	M	0.012	CB410M	FF410M
Imp Cylinder	IC	0.008	CB410IC	FF410IC
Skeet	SK	0.004	CB410SK	FF410SK
Cylinder	CYL	0.000	CB410CYL	FF410CYL

Gear & Accessories

Item #	Manufacturer's Description	Suggested Retail
RLB-1	Reloaders Bag - 1 Shell Box Holders & Belt	\$25.95
PAD	Tailgate or Counter Pad	\$29.95
SKB - HB	Embroidered Fleece Headband	\$9.95
HAT - SKB	Exploding Target Hat	\$14.95
Cotton Logo T	Men's White or Grey (S, M, L, or XL)	\$14.95
Cotton Logo T	Men's White or Grey (2XL or 3XL)	\$16.95
Dri Fit New Logo T	Men's White or Grey (S, M, L, or XL)	\$19.95
Dri Fit New Logo T	Men's White or Grey (2XL)	\$22.95
SKB-SCRS12	Shell Catcher RS Series 12ga (Right Hand Only)	\$24.95
LOP-Extend -M	1/2" Length of Pull Extender with Screws	\$39.95
LOP-Extend -L	1" Length of Pull Extender with Screws	\$49.95
Comb-Post-High	Adjustable Comb High Post Set (1 1/8" High)	\$39.95



1/2" or 1" Length of Pull Extender
Fits RS Series, 90TSS, 90HTR, and Century III (LOP-Extend-M) (LOP-Extend-L)



Reloaders Bag One Shell Box Holder (RLB-1)



Shell Catcher RS Series (SKB-SCRS12)



Protective Counter Pad (12" x 48") (PAD)

SPECIAL EDITION 720



SKB SHOTGUNS, USA.

4441 S. 134th Street | Omaha, NE 68137-1107

(t) 800-752-2767 (f) 402-330-8040

skb@skbshotguns.com | www.skbshotguns.com

**Catalog prices are subject to change*

SPECIAL EDITION 720 SERIES

Limited Production

12, 20 & 28 ga models

2 Barrel Field Set 20 ga & 28 ga/28"