


# Cobb Technology

## High Power Backplane Connectors

Product Picture	Series	Product Name	Pitch	Pin	Height
	CT117A	HIGH POWER CONNECTOR Male / Right-Angle	2.54	16 power Pin Max. + 64 Signal Pin Max.	11.50
	CT118A	HIGH POWER CONNECTOR Female / Right-Angle	2.54	16 power Pin Max. + 64 Signal Pin Max.	11.375
	CT120A	VICTOR POWER CONNECTOR Female / Vertical	2	4 Port ,6 Port	10.45
	CT120B	VICTOR POWER CONNECTOR Male / Right-Angle	2	4 Port (1 x 2 Pos.,2 x 2 Pos.)  6 Port (1 x 3 Pos.,2 x 3 Pos.)	14.70



## High Power Backplane Connectors



Product Picture	Series	Product Name	Pitch	Pin	Height
	CT120J	VICTOR POWER CONNECTOR Female / Right-Angle	2	4 Port	10.50
	CT123A	POWER EDGE CONNECTOR	2.54	46, 64 pin	15.49
	CT137A	POWER PIN HEADER Right-Angle	4	30	6.80
	CT114A	10.8 mm GUIDE MODULE ASSY WITH ESD & KEYING OPTIONS	N / A	N / A	N / A

## High Power Backplane Connectors

Product Picture	Series	Product Name	Pitch	Pin	Height
	CTD11400	GUIDE PIN	N / A	N / A	N / A
	CTD11401	VICTOR POWER GUIDE PIN	N / A	N / A	N / A
	CTD11402	MINI GUIDE PIN MALE	N / A	N / A	N / A
	CTD11403	MINI GUIDE PIN FEMALE	N / A	N / A	N / A



### High Power Backplane Connectors

Product Picture	Series	Product Name	Pitch	Pin	Height
	CTD11407	7.2 mm R / A GUIDE BLADE	N / A	N / A	N / A
	CTD11408	GUIDE PIN FEMALE	N / A	N / A	N / A