






Cobb Technology

High Speed Backplane Connectors






Product Picture	Series	Product Name	Pitch	Pin	Height
	CT108A	ZD CONNECTOR Female / Right-Angle / 4 Pair	2.5	4 Pair x 10 Row	15.70
	CT108B	ZD CONNECTOR Male / Vertical / 4 Pair	2.5	4 Pair x 10 Row	13.40
	CT108C	ZD CONNECTOR Male / Vertical / 2 Pair	2.5	2 Pair x 10 Row	13.40
	CT108D	ZD CONNECTOR Male / Right-Angle / 4 Pair	2.5	4 Pair x 10 Row	17.68
	CT108E	ZD CONNECTOR Female / Right-Angle / 2 Pair	2.5	2 Pair x 10 Row	8.58

All Dimensions are in mm

www.CobbTechnology.com
info@CobbTechnology.com
(760) 520-1600



High Speed Backplane Connectors

Product Picture	Series	Product Name	Pitch	Pin	Height
	CT108F	ZD PLUS CONNECTOR Female / Right-Angle / 4 Pair	2.5	4 Pair x 10 Row	15.67
	CT113C	MICRO TCA CONNECTOR	0.75	170	12.85
	CT113F	AMC CONNECTOR (TYPE B+)	0.75	170	21.85
	CT120C	VICTOR CONNECTOR Female / Right-Angle / 3 Pair	2	3 Pair x 6 Row (54 Pin)	11.05
	CT120D	VICTOR CONNECTOR Male / Vertical / 3 Pair	2	3 Pair x 6 Row (54 Pin)	12.00

All Dimensions are in mm

www.CobbTechnology.com
info@CobbTechnology.com
 (760) 520-1600



High Speed Backplane Connectors

Product Picture	Series	Product Name	Pitch	Pin	Height
	CT120E	VICTOR CONNECTOR Male / Right-Angle / 3 Pair	2	3 Pair x 6 Row (54 Pin)	11.45
	CT127A	WINNER CONNECTOR Male / Right-Angle / 3 Pair	2.5	3 Pair x 6 Row (54 Pin)	12.27
	CT127B	WINNER CONNECTOR Female / Right-Angle / 3 Pair	2.5	3 Pair x 6 Row (54 Pin)	12.27
	CT135A	CARD EDGE CONNECTOR	0.8	20 pin (2 x 10); 60 pin (2 x 30); 80 pin (2 x 40); 100 pin (2 x 50); 120 pin (2 x 60); 140 pin (2 x 70); 160 pin (2 x 80); 180 pin (2 x 90); 200 pin (2 x 100)	7.80
	CT135B	CARD EDGE CONNECTOR	0.8	100 pin (2 x 50)	7.80

All Dimensions are in mm

www.CobbTechnology.com
info@CobbTechnology.com
(760) 520-1600



High Speed Backplane Connectors

Product Picture	Series	Product Name	Pitch	Pin	Height
	CT136A	PANTHER CONNECTOR Male	1.27	5 Row x 20 Pin & 8 Row x 20 Pin	6.61 (5 Row) & 7.11 (8 Row)
	CT136B	PANTHER CONNECTOR Female	1.27	5 Row x 20 Pin & 8 Row x 20 Pin	5.05 (5 Row) & 6.55 (8 Row)
	CT136C	B TO B CONNECTOR Male / Vertical	0.8	100 pin (2 x 50); 120 pin (2 x 60); 150 pin (2 x 75)	8.70
	CT136D	B TO B CONNECTOR Female / Right-Angle	0.8	100 pin (2 x 50); 120 pin (2 x 60); 150 pin (2 x 75)	6.50
	CT136E	B TO B CONNECTOR Male / Right-Angle	0.8	120 pin (2 x 60); 150 pin (2 x 75)	6.45

All Dimensions are in mm

www.CobbTechnology.com
info@CobbTechnology.com
 (760) 520-1600



High Speed Backplane Connectors


Product Picture	Series	Product Name	Pitch	Pin	Height
	CT138A	MINI SAS HD CONNECTOR Vertical / SMT / INTERNAL	0.75	1x1 port, 1x2 port	12.41
	CT138B	MINI SAS HD CONNECTOR Right-Angle / Press-Fit / INTERNAL	0.75	1x1 port	14.05
	CT138D	MINI SAS HD CONNECTOR Vertical / Press-Fit / INTERNAL	0.75	1x1 port, 1x2 port, 1x4 port	13.92
	CT126A	SFP+ CONNECTOR	0.8	20pin	5.20
	CT126B	SHELL FOR 126A SFP+	0.8	N / A	9.70

All Dimensions are in mm

www.CobbTechnology.com
info@CobbTechnology.com
(760) 520-1600



High Speed Backplane Connectors

Product Picture	Series	Product Name	Pitch	Pin	Height
	CT138C	MINI SAS HD CONNECTOR Right-Angle / Press-Fit / EXTERNAL	0.75	1x1 port, 1x2 port, 1x4 port	14.05