

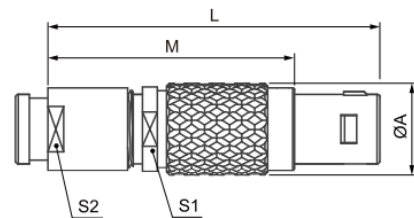
Cobb Technology

Push Pull Connectors – 20 & 30 pin

Cable End Plug, male, 3B series.

T1 PLUG STRAIGHT PLUG, KEY (G) OR KEYS (A...M), CABLE COLLET AND NUT FOR FITTING A BEND RELIEF

Cable end plug, male, 3B

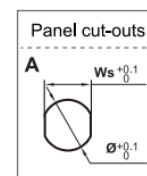
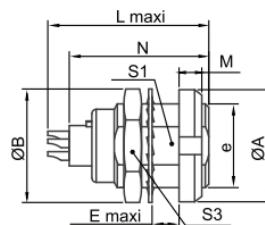


Reference		Dimensions(mm)				
Series	Model	L	A	M	S2	S1
00B	T1	28	6.5	20	6	5.5
0B	T1	35	9.5	25	8	8
1B	T1	41	12	30	9	10
2B	T1	48	15	36	13	13
3B	T1	57	18	42	15	15

Panel Mount Socket, female, 3B series.

Z2 SOCKET FIXED SOCKET WITH TWO NUTS, FRONT OR BACK PANEL MOUNT , KEY (G) OR KEYS (A...M AND R)

Panel mount socket, female, 3B

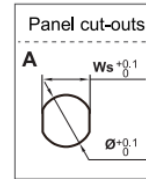
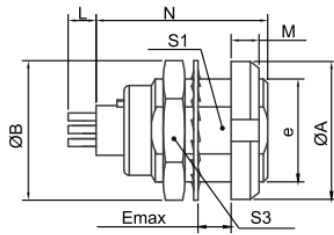


Reference		Dimensions(mm)									Panel cut-outs		
Series	Model	A	B	L	N	M	E	S1	S3	e	Ws	Ø	Type
00B	Z2	10	10.2	15.9	13.7	2.5	4.3	6.3	9	M7*0.5	6.4	7.1	A
0B	Z2	12	12.5	21.3	16.8	2.5	5.5	8.2	11	M9*0.5	8.3	9.1	A
1B	Z2	16	16.0	23.2	18.7	3.2	6.0	10.5	14	M12*1.0	10.6	12.1	A
2B	Z2	20	19.2	24.8	20	3.5	6.5	13.5	17	M15*1.0	13.6	15.1	A
3B	Z2	23	25.4	30.7	25	4.0	9.0	16.5	22	M18*1.0	16.6	18.1	A

PCB Mount Socket, female, 3B series.

Z2 SOCKET FIXED SOCKET WITH TWO NUTS, FRONT OR BACK PANEL MOUNT , KEY (G) OR KEYS (A...M AND R) AND STRAIGHT CONTACT FOR PCB

PCB mount, female, 3B



Reference		Dimensions(mm)									Panel cut-outs		
Series	Model	A	B	L	N	M	E	S1	S3	e	Ws	Ø	Type
0B	Z2	12	12.5	4	16.8	2.5	5.5	8.2	11	M9*0.5	8.3	9.1	A
1B	Z2	16	16.0	4	18.7	3.2	6.0	10.5	14	M12*1.0	10.6	12.1	A
2B	Z2	20	19.2	4	20	3.5	6.5	13.5	17	M15*1.0	13.6	15.1	A
3B	Z2	23	25.4	4.5	25	4.0	9.0	16.5	22	M18*1.0	16.6	18.1	A

20 pin & 30 pin insert configuration.

MORE THAN CONNECTORS



INSERT CONFIGURATION (Multipole)

Series	Code	Solder contacts		Contact e(mm)	Resistance (mΩ)	Rated current (A)	Test voltage (V)	Working voltage (V)
		Male	Female					
3B-3K	10			1.3	5	12	1250	415
	12			0.9	6	9	1450	450
	14			0.9	6	9	1200	400
	16			0.9	6	8	1200	395
	18			0.9	6	7	1200	395
	20			0.7	7.5	6	1000	395
	22			0.7	7.5	5.5	1000	330
	24			0.7	7.5	4	950	333
	26			0.7	7.5	4	950	315
	30			0.7	7.5	3.5	800	270

INSERT CONFIGURATION