



BASIC FUNCTIONS OF THE SMARTPHONE



Point your camera at the QR code.

Torrence D. Mack
IT Consultant

TDM Tech Intl, LLC
(561) 344-5188



OTHER SERVICES

- PRIVATE ONE ON ONE/SMALL GROUP LESSONS
- NEW COMPUTER/SMARTPHONE/iPad SETUP
 - REMOTE TECH SUPPORT
 - SMARTPHONE/iPad CONSULTANT



CLASSES OFFERED AT MANY LOCATIONS in FL, NC, SC, LA, GA
VISIT www.tdmtechpc.com for details!

iPhone or Android?

 Apple



Motorola
LG
ZTE
Samsung
Huawei
Google
HTC

“iPhones complement their sleek designs with intuitively simple operation. The iOS interface is not only ultra-easy to master but also among the best for accessing music, videos, games, and other content.”

Consumerreports.org

“If you want a wide choice of phones, you've come to the right OS. Google's Android platform supports the largest variety of hardware from handset makers.”

Consumerreports.org

THINGS YOU SHOULD BE ABLE TO DO WITH YOUR SMARTPHONE

MAKE PHONE CALLS-*

Adding contacts, call waiting, 3-way calling



TEXTING- *

With your smartphone you should be able to send and receive text messages (SMS/MMS) as well as save photos from text messages and attach photos to text messages. Send a group text.

TAKE PICTURES/VIDEOS-*

You should be able to take pictures and video with your smartphone as well as use the timer, flash and change the mode of your camera. Locate your pics, cut and crop and screenshot. Using QR Codes.



PLAY GAMES/DOWNLOAD APPS

You should be able to download apps from your App store.



USE THE SETTINGS MENU

WIFI, BLUETOOTH, SOUNDS, DISPLAY, ETC...

SEARCH THE WEB



With the browser or Google Search app, you should be able to perform a search on your smartphone.

GPS APPS (WAZE/GOOGLE MAPS)-*

You should be able to successfully use your GPS app to get directions to any location.



BACK UP TO THE CLOUD

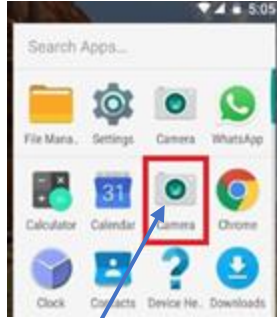
You should have a backup mechanism in place to backup your photos.



PERFORM BASIC MAINTENANCE

You should be able to clear your cache and your browser history. Close open windows.


USING THE CAMERA



Take a Picture

You can take high-resolution pictures using your phone's camera.

1. Tap **Camera** and use the display screen as a viewfinder by aiming the camera at the subject.
2. Tap the shutter button to take the picture
3. There is an icon on the camera that allows you to activate the selfie camera or the rear camera.



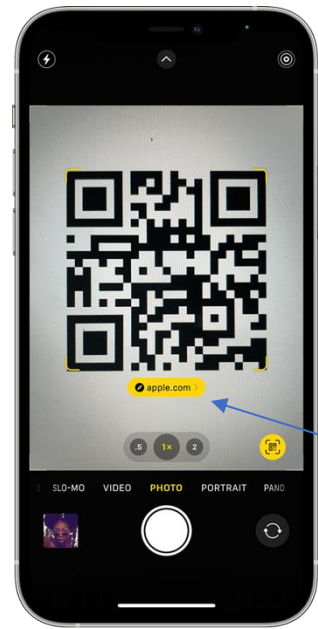
Note:

After you take a picture with your camera or save a picture from a text message, the photo goes to the Gallery (Android) or Photos (iPhone).




Scan a QR code with your iPhone, iPad, or iPod touch

1. [Open the Camera app](#) from the Home Screen, Control Center, or Lock Screen.
2. Select the rear facing camera. Hold your device so that the QR code appears in the viewfinder in the Camera app. Your device recognizes the QR code and shows a notification. Tap the notification to open the link associated with the QR code.



OLDER IPHONES





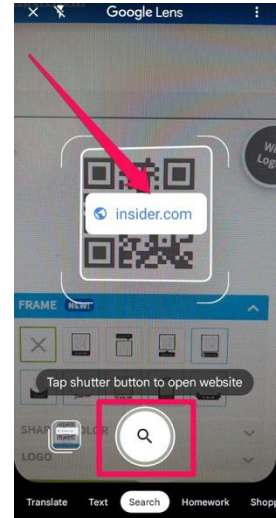
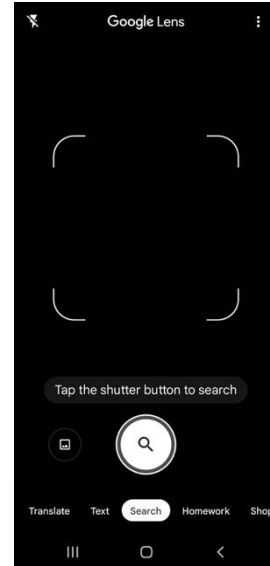
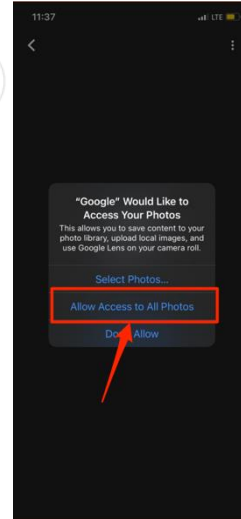
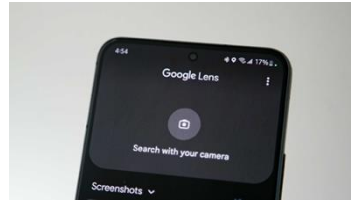
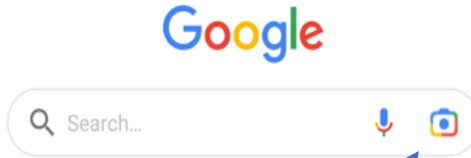
WHAT IS A QR CODE?

A QR code is a 2-D barcode that can be digitally read by smartphones. QR codes contain information just like barcodes. They can be used to make a call, send a message or email, or even open a website.

Some Android smartphones have a QR reader built into their smartphone. Others can use the Google Search to search the QR code.

OLDER ANDROIDS IF CAMERA FUNCTION DOESN'T WORK
OR
IF YOU CHOOSE TO USE THE GOOGLE SEARCH

NEWER ANDROIDS
WITH QR SCANNER
BUILT IN CAMERA





TEACHING SENIORS TECH

tdmtechpc.com



Point your camera at the QR code.

THE SETTINGS MENU

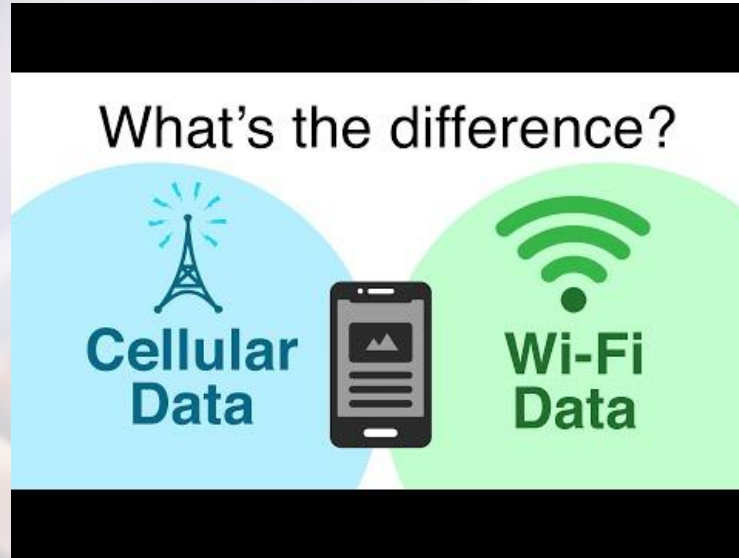
- **TURN ON/OFF WIFI
ACCESS TO WIRELESS NETWORKS**
- **ADJUST SCREEN TIMEOUT**
- **SOUNDS AND DISPLAY**
- **PHONE MODEL AND STORAGE**



DIFFERENCE BETWEEN CELLULAR DATA AND WIFI?

Cellular data is part of the subscription to your phone company (AT&T, Sprint, T-Mobile, etc..)

Depending on your plan you may be charged for going over your data usage.



Wi-Fi data is provided as a part of your home internet or is free at many locations.

Wi-Fi also provides a high rate of speed for use of the internet and downloads, etc..

SYMBOLS ON TOP OF SMARTPHONE



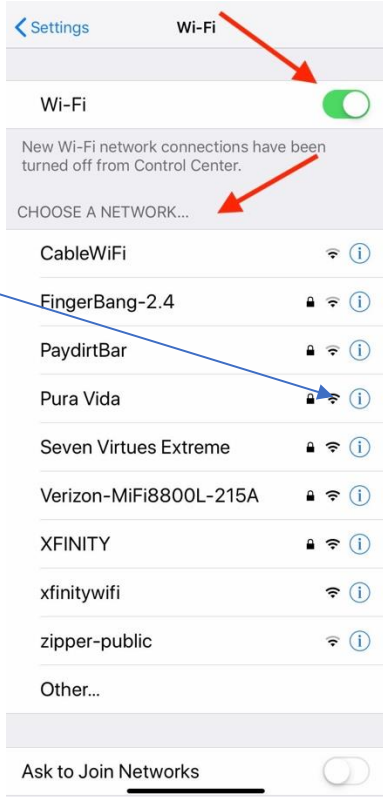
CELLULAR SIGNAL

WIFI SIGNAL

BATTERY



TYPES OF WIFI



CLOSED

OPEN

Closed Wi-Fi: A closed Wi-Fi network, also known as a secured network, is protected by a password. To connect to a closed network, you need to enter the correct password, which acts as a barrier to prevent unauthorized access. Closed Wi-Fi networks are commonly used in homes, offices, and private spaces where the network owner wants to restrict access to authorized users only.

Open Wi-Fi: An open Wi-Fi network is one that does not require a password or any form of authentication to connect. This means that anyone within the range of the network signal can easily connect to it without any barriers. Open Wi-Fi networks are often found in public places like cafes, airports, libraries, and hotels, where the goal is to provide convenient internet access for guests and visitors. While open Wi-Fi networks are convenient, they come with security risks. Since there's no password required, these networks are more susceptible to unauthorized access, data interception, and potential cyberattacks. It's essential to exercise caution when using open Wi-Fi networks, especially when handling sensitive information such as passwords, financial data, and personal details.

BLUETOOTH



Bluetooth is a wireless communication technology that allows devices to connect and exchange data over short distances without the need for physical cables. It's commonly used to connect devices like smartphones, headphones, speakers, keyboards, mice, and other peripherals to each other or to a host device, such as a computer or smartphone.

Key features and aspects of Bluetooth include:

- 1. Wireless Connectivity:** Bluetooth eliminates the need for physical cables, making it convenient for connecting devices that are near to each other.
- 2. Short Range:** Bluetooth is designed for short-range communication, typically within a range of about 10 meters (30 feet). This limitation helps ensure that devices within the same physical space can communicate securely without interference from other devices.
- 3. Low Power Consumption:** Bluetooth technology is designed to be energy-efficient, making it suitable for battery-powered devices like smartphones, wireless headphones, and fitness trackers.
- 4. Pairing:** Devices need to be paired before they can communicate with each other over Bluetooth. Pairing involves establishing a secure connection between two devices by exchanging encryption keys.



android auto



IOS (IPHONE)

DEVICES NEED TO BE PAIRED
PRIOR TO CONNECTION TO
BLUETOOTH.

GO TO SETTINGS

CLICK ON BLUETOOTH

IF THE GREEN SWITCH IS ON,
YOU WILL SEE A LIST OF
AVAILABLE BT CONNECTIONS
THAT HAVE BEEN PAIRED

IF THE SWITCH IS WHITE, THE BT
CONNECTION IS OFF.

CLICK THE SWITCH TO MAKE IT
GREEN TO SEE THE PAIRED BT
CONNECTIONS.

CLICK YOUR DESIRED
BLUETOOTH.

BLUETOOTH

Bluetooth is primarily used
to connect devices without
using cables





ANDROID

DEVICES NEED TO BE PAIRED
PRIOR TO CONNECTION TO
BLUETOOTH.

GO TO SETTINGS

CLICK ON CONNECTED DEVICES

CLICK ON BLUETOOTH

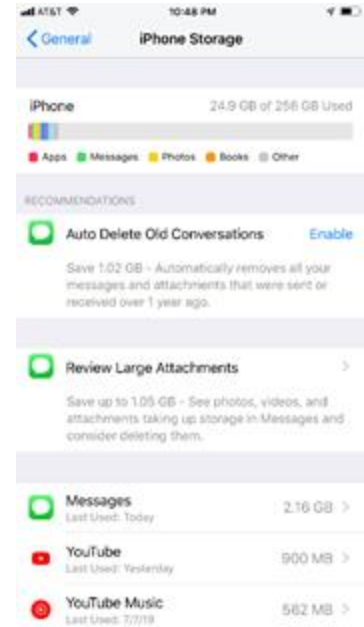
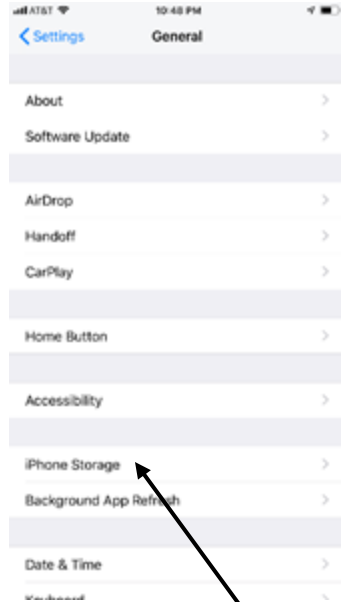
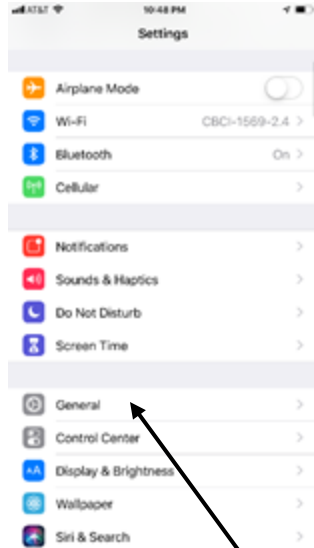
IF THE GREEN SWITCH IS ON,
YOU WILL SEE A LIST OF
AVAILABLE
BT CONNECTIONS.

IF THE SWITCH IS WHITE
BLUETOOTH IS OFF.


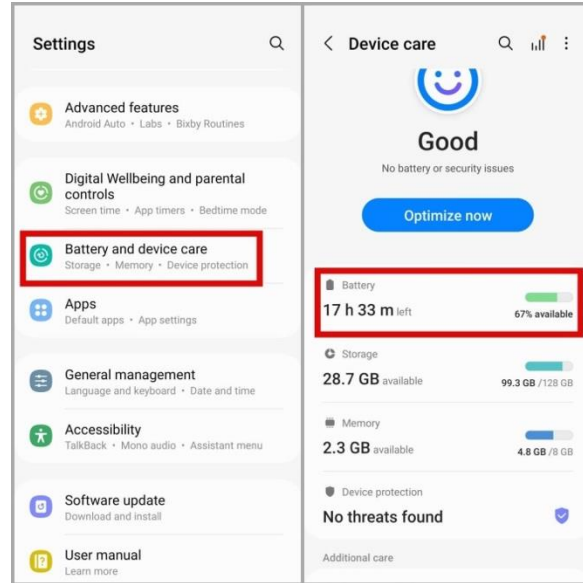
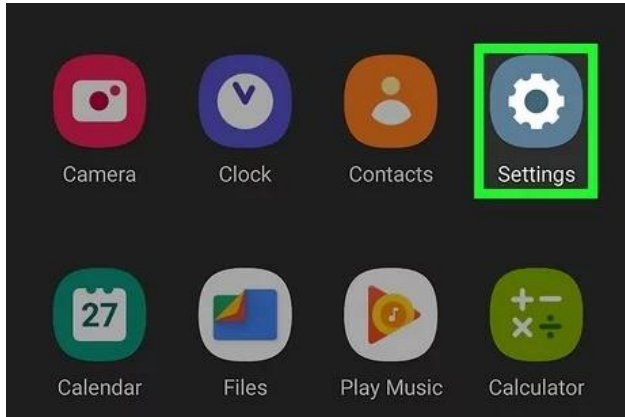
CLICK THE SWITCH TO MAKE IT
GREEN TO SEE THE BT
CONNECTIONS.

CLICK YOUR DESIRED
BLUETOOTH.

LOCAL STORAGE CAPACITY IPHONE



LOCAL STORAGE CAPACITY ANDROID



NOTE: ON SOME VERSIONS OF ANDROID, THE STORAGE IS LOCATED UNDER **BATTERY DEVICE CARE** IN THE SETTINGS MENU

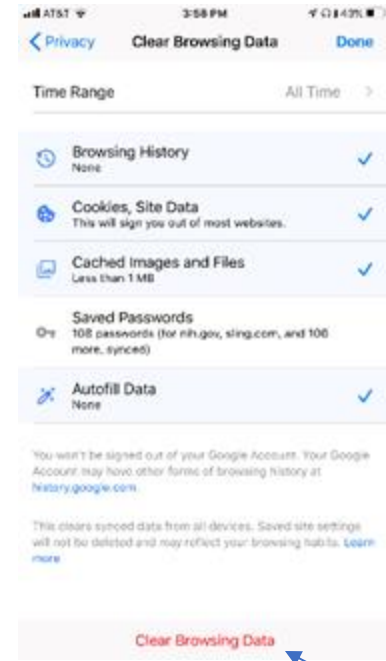
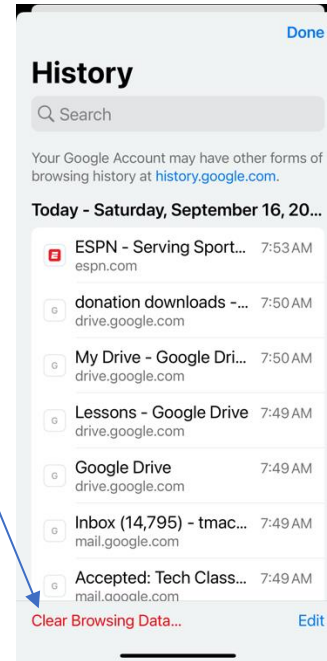
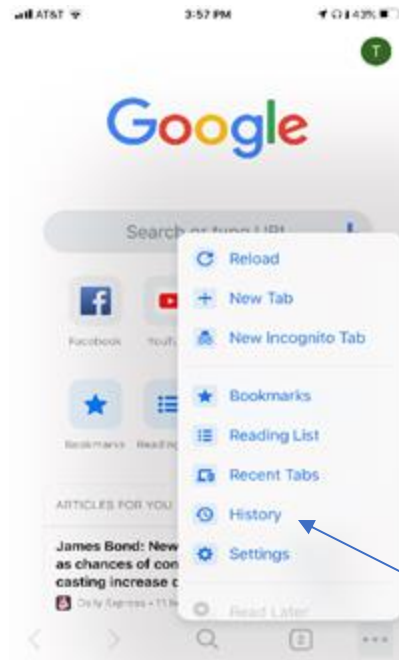
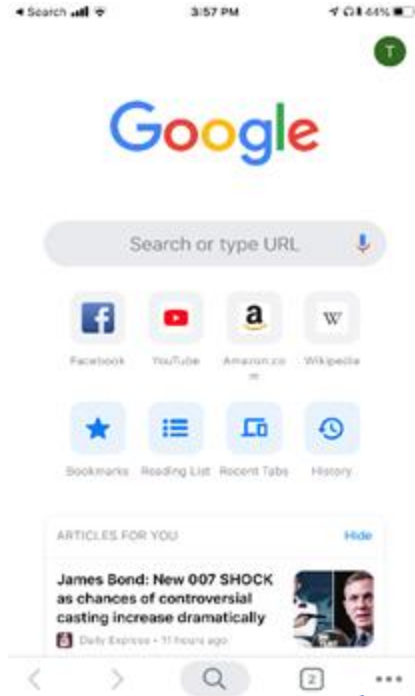
Which factors should we consider when we buy a mobile phone?

To help you with your decision-making, here are a few handy tips on factors you should consider:

- Memory (Storage). ..._____ (**128GB min.**)
- Camera. .(MP).._____
(For *high resolution* cameras, Look for **Ultra, Max, Pro, XL**)
- Display. ..._____ (**FOLD/FLIP**)
- Operating System. ..._____
Newer devices (**Android 14 or iOS 17**)
- Cost._____
(**Price Range \$399-\$1599**)



CHROME BROWSER



Chrome: how to delete cookies in Chrome on your iOS or Android device

1. On your device, launch the Chrome app.
2. At the top or bottom right, tap on the three dots, scroll down and then select "Settings."
3. Under settings, tap "Privacy" then "Clear browsing data."
4. Select items you wished to be cleared.
5. Tap on "Clear browsing data."
6. Then select "Done."



iOS (iPhone/iPad)

SAFARI BROWSER



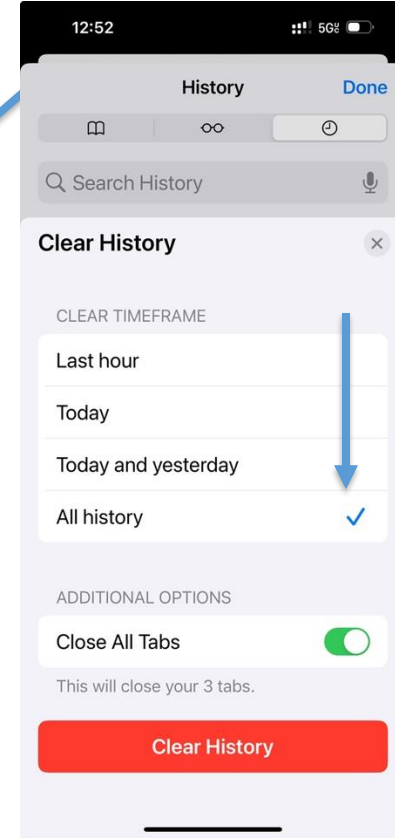
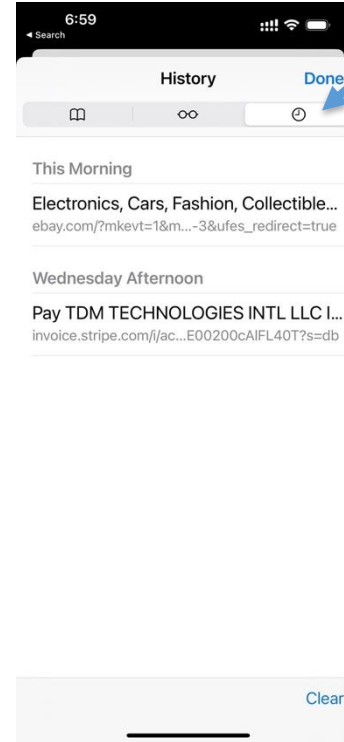
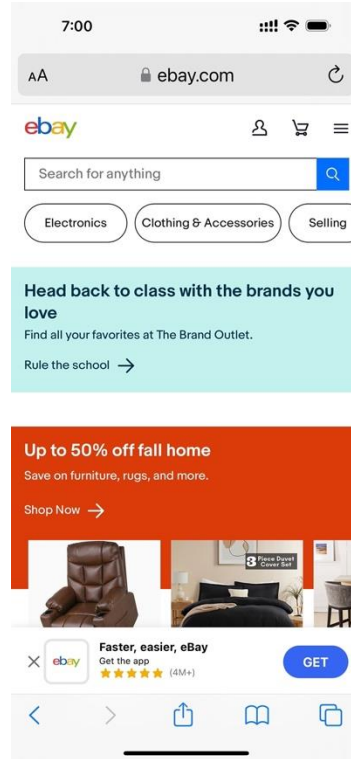
HOW TO

Step 1: OPEN SAFARI

Step 2: CLICK THE
BOOKMARK ICON

Step 3: CLICK THE
HISTORY ICON (CLOCK)

Step 4: Click clear,
Select All History,
Close All Tabs




Use Search on your iPhone, iPad, or iPod touch



Swipe to search

1. Swipe down from the middle of the Home screen.
2. Tap the Search field, then enter what you're looking for. As you type, Search updates results in real time.
3. To see more results, tap Show More or search directly in an app by tapping Search in App.
4. Tap a search result to open it.

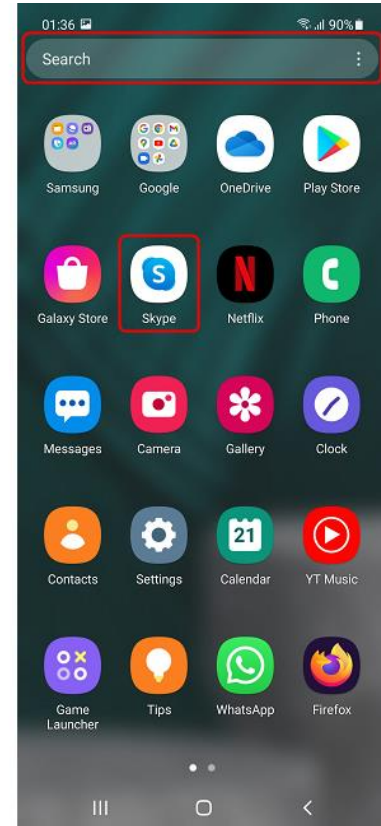
APP LIBRARY



FIND ALL APPS on your ANDROID

FROM ANYWHERE

1. Swipe up from the bottom of your screen to open your drawer.
2. Tap the app you want to open.





iCloud

FIND MY.....



The Find My app makes it easy to locate your Apple devices and keep up with friends and family. It works on iPhone, iPad, and Mac — even if your missing devices are offline. And your privacy is protected every step of the way. Also access Find My from a computer by going to www.icloud.com and enter your Apple ID and password, then select **Find iPhone**

See all your devices on a map. Is your iPad at home? Use the map to get a full picture of where your devices are — and where a missing one might be. Some devices can also mark their location when the battery is critically low, to help you find them even if they run out of power.

Compatible with

- iPhone
- iPad
- iPod touch
- Apple Watch
- Mac
- Air Pods



FIND MY DEVICE (Android)

Google Find My Device
Google LLC Tools
★★★★★ 903,135
Everyone
This app is available for all of your devices.
Add to Wishlist Install

Helps you easily locate a lost Android device
Play a sound
Lock, erase or show a message

Find My Device helps you locate your lost Android and lock it until you get it back.

Features
See your phone, tablet or watch on a map. If current location isn't available, you'll see the last known location.

Find My Device helps you locate your lost Android and lock it until you get it back.

Features

See your phone, tablet or watch on a map. If current location isn't available, you'll see the last known location.

Use indoor maps to help you to find your device in airports, malls, or other large buildings


Navigate to your device with Google Maps by tapping the device location and then the Maps icon

Play a sound at full volume, even if your device is on silent

Erase the device or lock it with a custom message and contact number on lock screen

See network and battery status

See hardware details



<https://www.google.com/android/find/>

TEXTING



AVOID CLICKING THE LINKS ON TEXT MESSAGES

Watch out for suspicious links. Most scam text messages contain a link for you to click on. Scammers hope their message will cause you to feel so scared or excited you'll click the link without thinking. Some of these links could download malware onto your device. Others may lead you to look alike websites where scammers hope to harvest your personal information, login ID, and passwords.



Text Message
Yesterday 7:26 AM

Dear Torrence Mack!
Congratulations, your credit
has been approved finally.
Go to your account to get
further information.
[https://loginppr.me/
AJCYTsgY](https://loginppr.me/AJCYTsgY)

The sender is not in your contact list.
[Report Junk](#)

Text Message
Yesterday 6:52 PM

Free Msg: Your bill is paid for
March. Thanks, here's a little
gift for you: [wszd10.xyz/
EXaGt08TrG](https://wszd10.xyz/EXaGt08TrG)



Text Message
Sep 19, 2018, 10:09 AM

You've been nominated! See
more:

IOS: apple.co/2NVHtFY

Android: [play.google.com/store/
apps/developer?
id=IRL+App&hl=en](https://play.google.com/store/apps/developer?id=IRL+App&hl=en)

opt out reply NO

Scammers often
create a sense of
excitement &
surprise

Don't reply —
even if the message
claims it's a way to
opt out



Send and receive text messages on iPhone

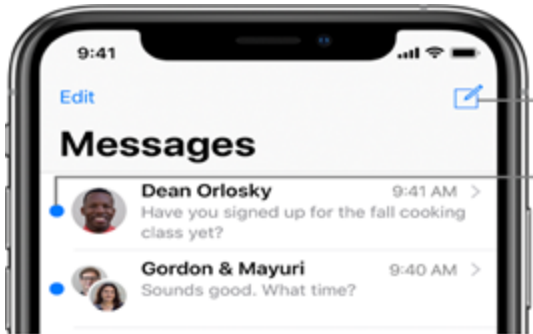
Use the Messages app to send and receive texts, photos, videos.



In Messages, you can have a conversation with one or more people.

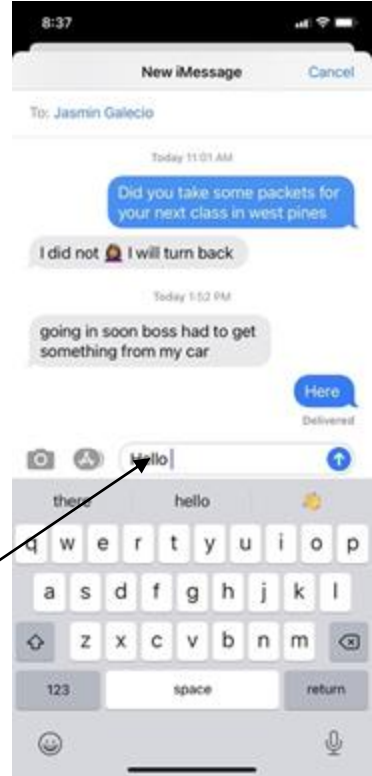
In the Messages list, tap the Compose button. Enter the phone number or Apple ID of each recipient, or tap the Add button, then choose contacts. Tap the text field, type your message, then tap the Send button to send it.

An alert appears if a message can't be sent. Tap the alert to try sending the message again.



Start a conversation.

A blue dot indicates unread messages.



iMessage

iMessage is an Apple service that sends messages over Wi-Fi or cellular connections to other iOS devices (with iOS 5 or later) and Mac computers (with OS X 10.8 or later). **These messages don't count against your messaging plan.** Messages sent via iMessage can include photos, videos, and other info. You can see when other people are typing and send read receipts to let them know when you've read their messages. For security, messages sent via iMessage are encrypted before they're sent.

iMessage texts appear in blue bubbles, and SMS/MMS texts appear in green bubbles.



With iMessage apps, you can collaborate with others in a conversation, decorate messages with stickers, share a song, and more—without leaving Messages.



Send & receive text messages in Messages (Android)

Use the Messages app to send and receive texts, photos, videos.


You can send and receive text messages with friends and contacts on Messages.

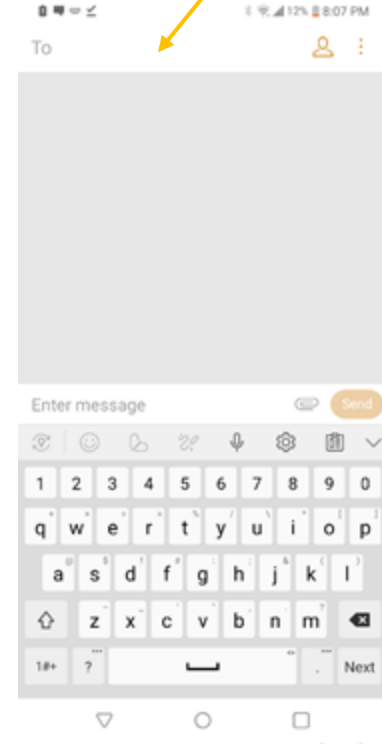
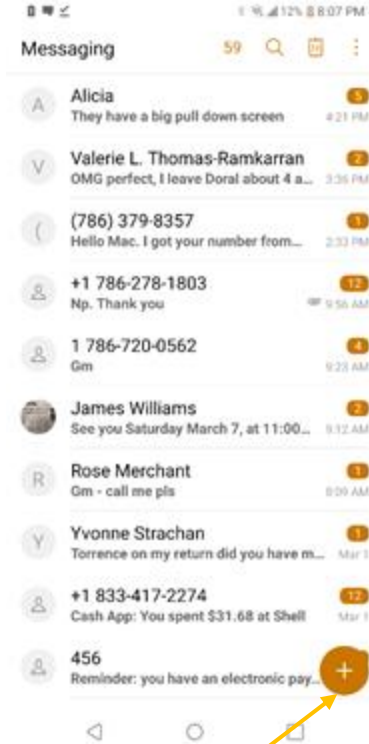
Note: Some of these steps work only on Android 6.0 and up. Learn how to check your Android version.

Start a conversation

1. Open the Messages app 
2. Tap Compose 
3. In "To," enter the names, phone numbers, or email addresses that you'd like to message. You can also pick from your top contacts or your whole contact list.

Send a message

1. Tap the message box.
2. Enter your message.
3. When you're done, tap Send 


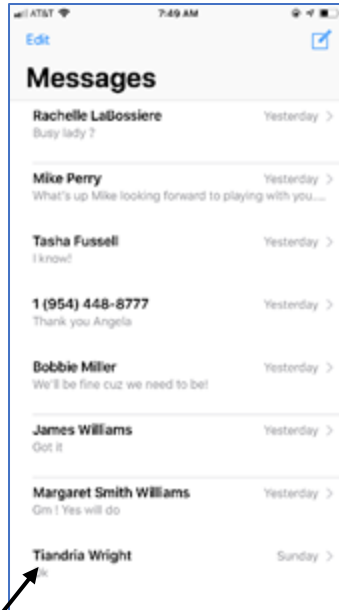


SAVING and **ATTACHING PHOTOS** **FROM TEXT MESSAGES**



Pictures that are taken with your camera or saved from text messages, are stored in the Gallery (for Android) or Photos (for iPhone).

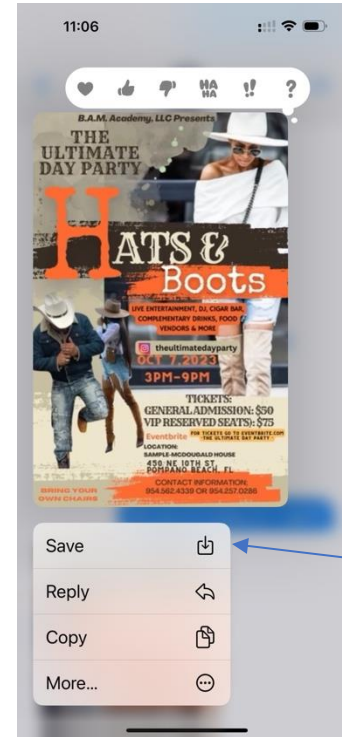
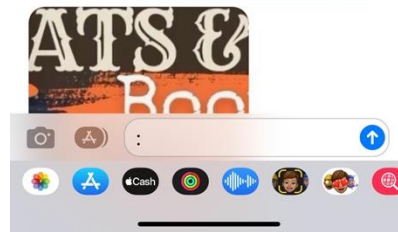
SAVING A PHOTO FROM A TEXT MESSAGE (iPhone)



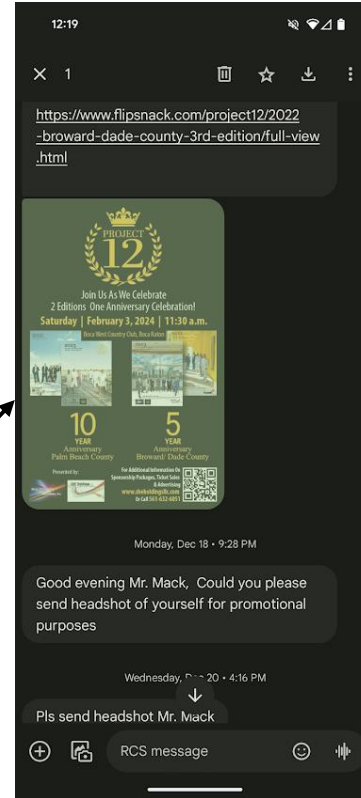
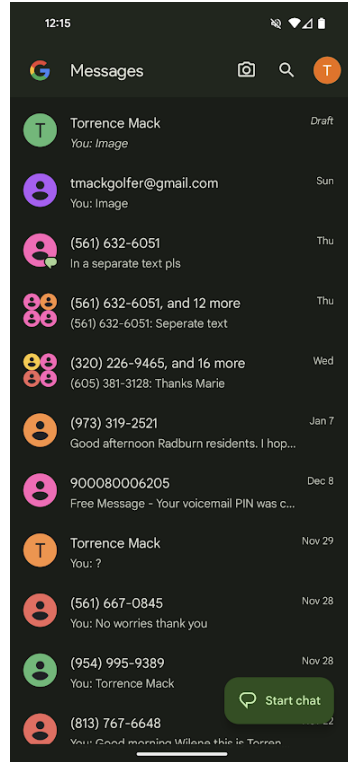

Gm
Personal! Support my event



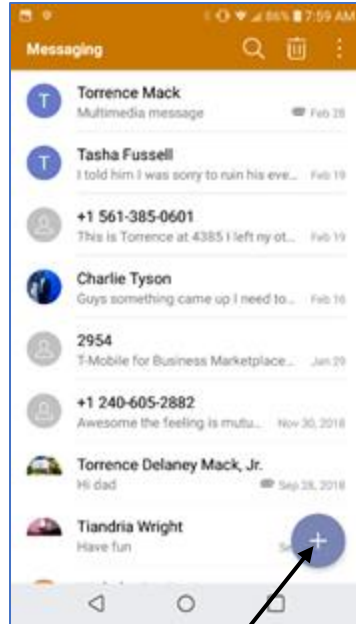
We are on today at 1 right?




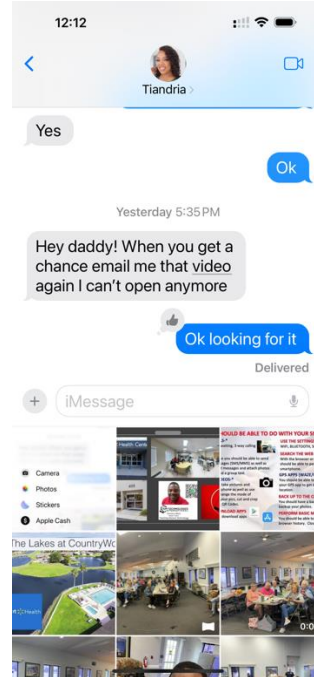
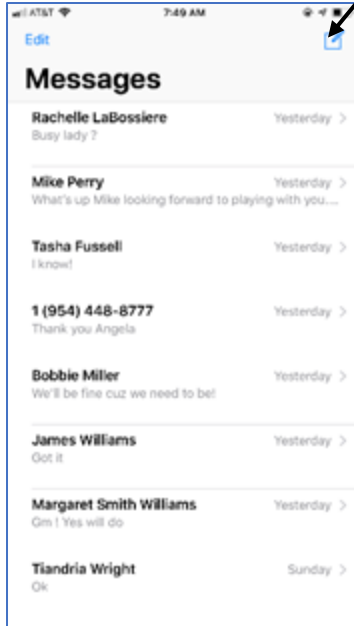
SAVING A PHOTO FROM A TEXT MESSAGE (Android)



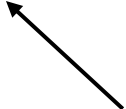
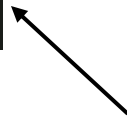
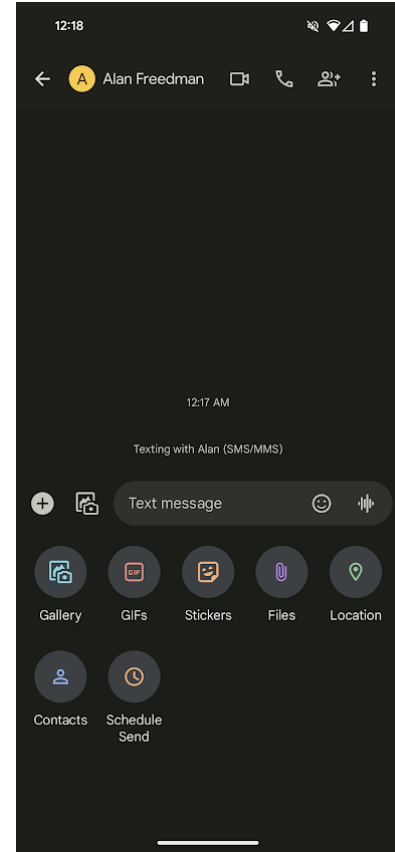
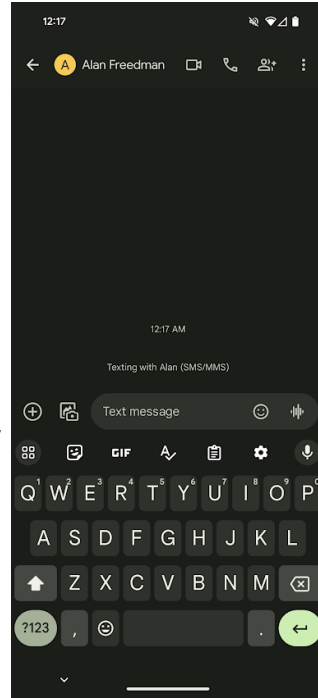
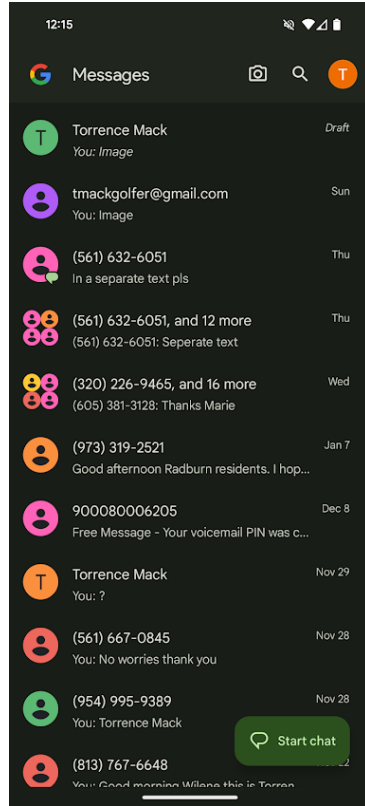
SAVING A PHOTO FROM A TEXT MESSAGE (Android)



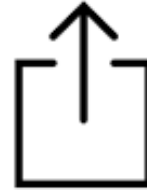

ATTACHING PHOTOS WITHIN A TEXT MESSAGE (iPhone)



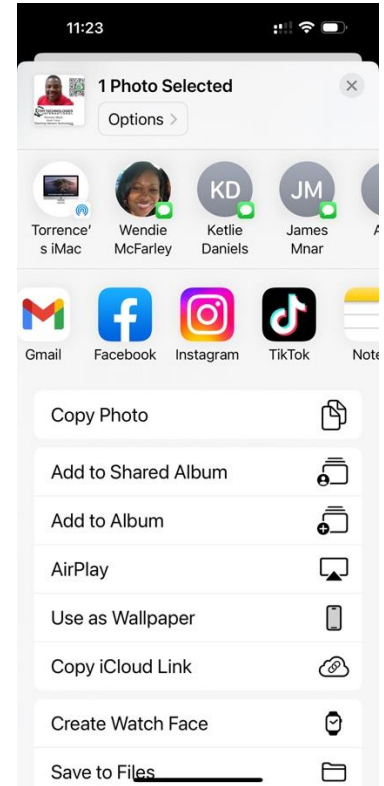
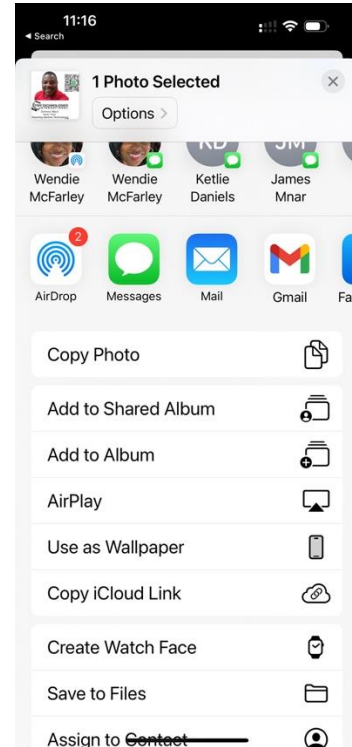
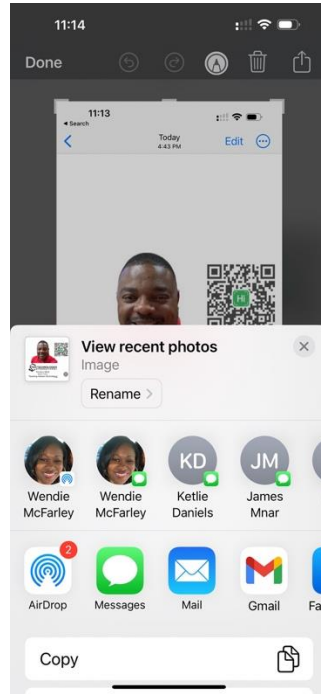

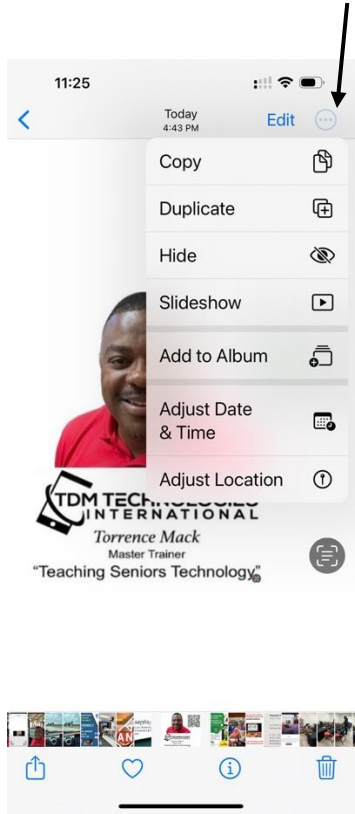
ATTACHING PHOTOS TO TEXT MESSAGES (Android)



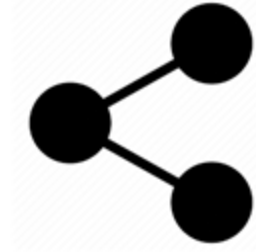
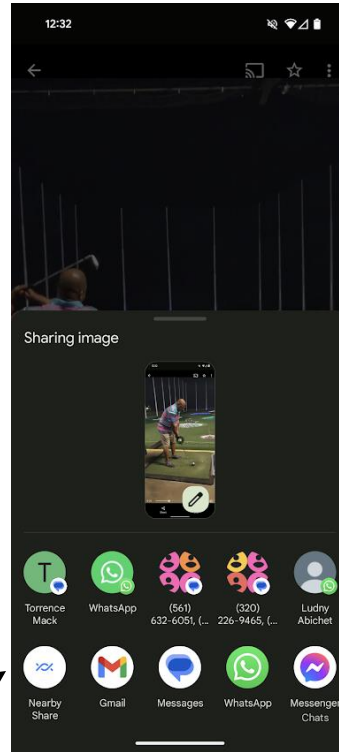
USING THE SHARE BUTTON TO SEND PHOTOS



USING THE SHARE BUTTON (iPhone)



USING THE SHARE BUTTON (Android)



POPULAR SEARCH ENGINES



Bing is Microsoft's answer to Google and it was launched in 2009. Bing is the default search engine in Microsoft's web browser.



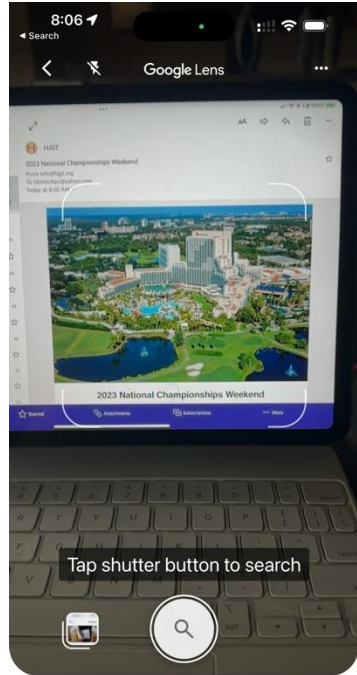
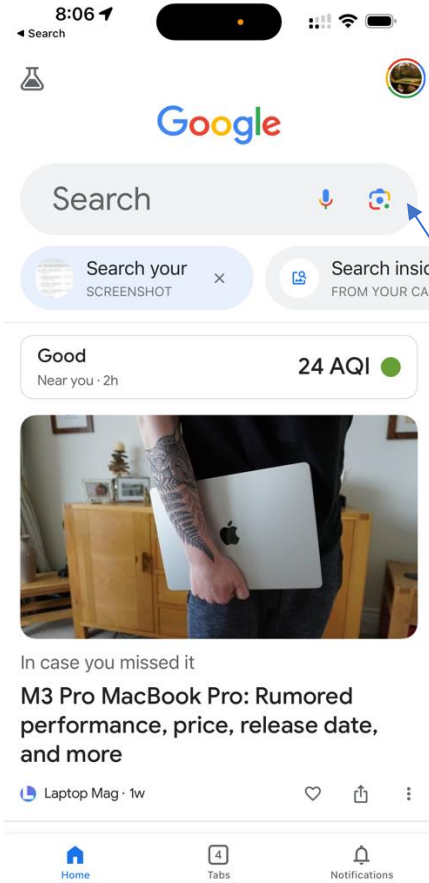
Google Search Engine is the best search engine in the world, and it is also one of most popular products from Google. Almost 70 percent of the Search Engine market has been acquired by Google.



DuckDuckGo is an internet search engine that emphasizes protecting searchers' privacy and avoiding the filter bubble of personalized search results.



GOOGLE SEARCH



- TRANSLATE
- SEARCH
- SHOPPING





WhatsApp



GasBuddy



instacart



zoom



BEST APPS FOR SENIORS



FOR ANDROID AND
GOOGLE DESKTOP USERS

Google Play Store is a digital distribution service operated and developed by Google LLC. It serves as the official app store for the Android operating system, allowing users to browse and download applications developed with the Android software development kit and published through Google. (Wikipedia)

Payment Methods Accepted by Google Play

Credit or Debit Cards – VISA, American Express, Discover, Mastercard

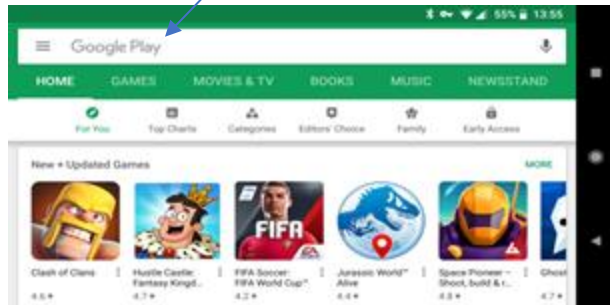
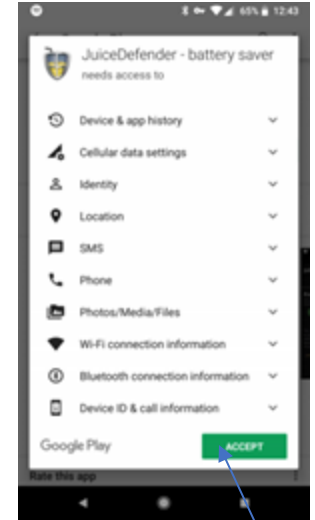
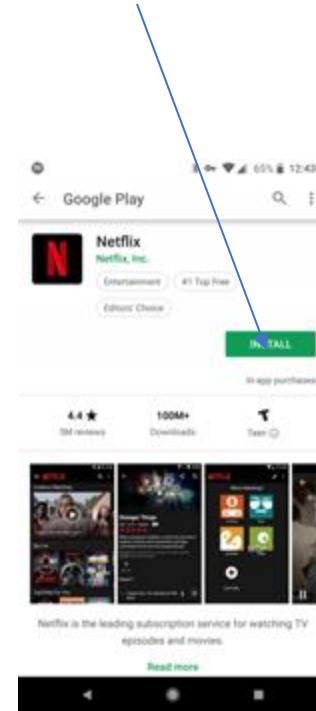
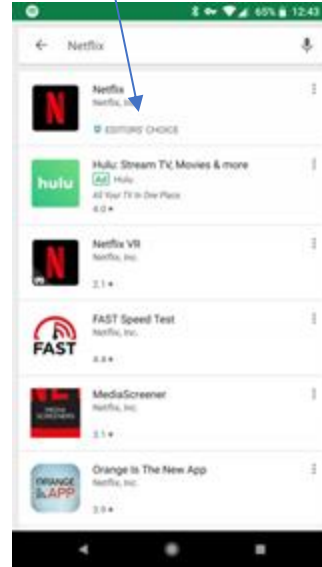
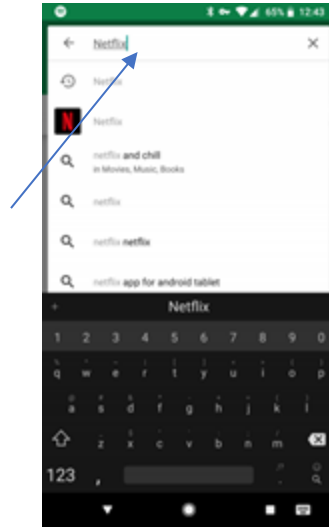
Google Play Gift Cards – Buy and use Google Play gift cards or some [promotional codes](#)

Google Pay – In the US and UK you can use your Google Pay balance on the Play Store

Direct Carrier Billing – Add purchases to your AT&T, Boost, Sprint, T-Mobile, US Cellular, or Verizon bill

PayPal – Use your [PayPal account to buy apps](#) or digital content

Downloading Apps from the Play Store(Android)





iOS
(iPhone or iPad Users)

The App Store is a digital distribution platform, developed and maintained by Apple Inc., for mobile apps on its iOS operating system. The store allows users to browse and download apps developed with Apple's iOS software development kit. (Wikipedia)

All of our in-app purchases are handled by the App Store. Below, you will find the payment methods typically accepted by the iTunes store:

Credit cards

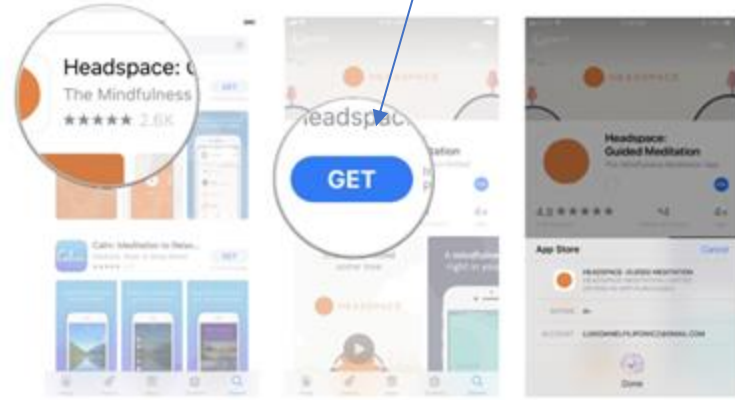
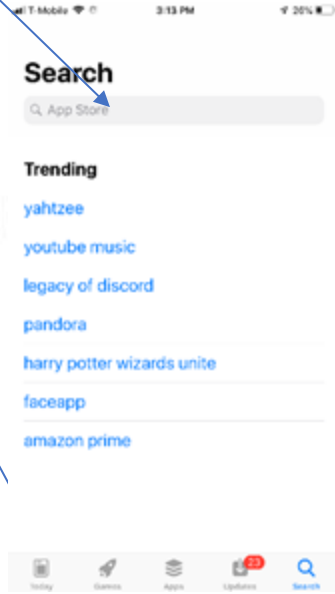
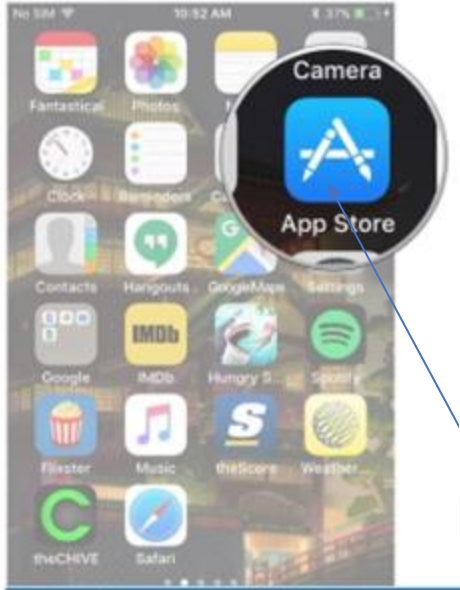
Debit cards

Prepaid Gift cards

PayPal

iTunes Gift cards
Store credit, from redeeming App Store & iTunes Gift Cards or Apple Music Gift Cards

Downloading Apps from the App Store(iPhone)



GPS NAVIGATION APPS



GOOGLE MAPS



Google Maps - Navigate & Explore Editors' Choice

Google LLC Travel & Local

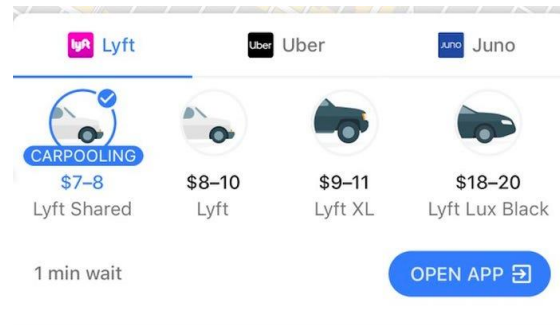

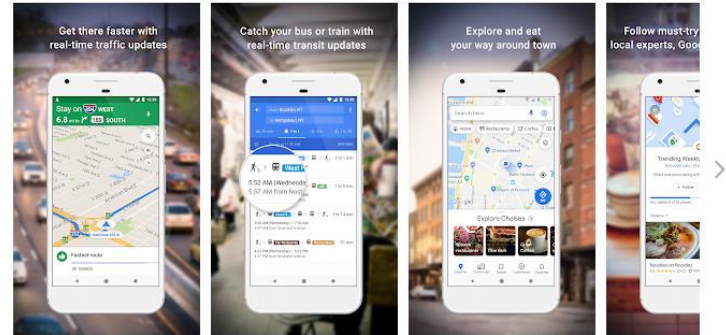
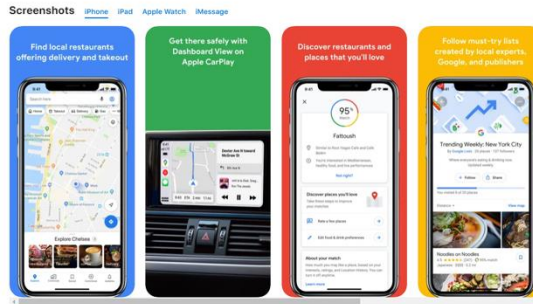
★★★★★ 12,961,148

Everyone

Contains Ads

This app is available for all of your devices

Installed

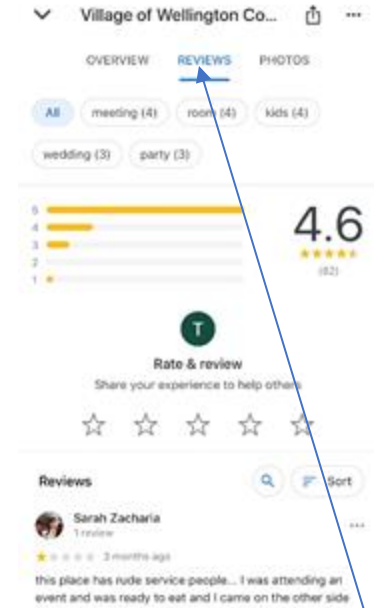




GOOGLE MAPS



Google Maps comes installed on Android.
To install on iPhone, download from the App Store.



REVIEWS

Use Street View in Google Maps

With Street View, explore world landmarks, see natural wonders, and step inside places such as museums, arenas, restaurants, or small businesses. You can use Street View in Google Maps, the Street View gallery, or the Street View app.

Note: Street View images aren't available everywhere. See where Street View is available.



Waze - GPS, Maps, Traffic Alerts & Live Navigation

Waze Maps & Navigation

★★★★★ 8,117,855


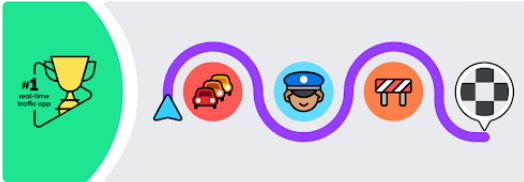
Everyone

Contains Ads

This app is available for all of your devices

Installed

Get the best routes with real-time alerts for traffic, police, accidents & more

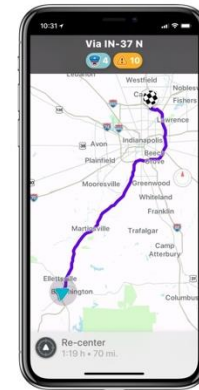
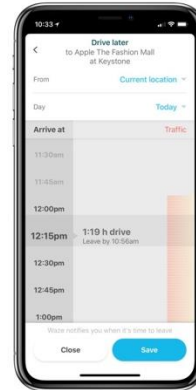


ETA

If someone needs to know where you are and how long it will take you to get there, tap on the bar at the bottom of the Navigation screen then tap on "Share drive." From there you can share your location, arrival time, and more

Find out when to leave

Want to beat the traffic? Type in your location, then tap "Find the best time to leave" at the top of the screen. The app will then show you times when traffic will be at its worst so you can plan when to leave to avoid gridlock.

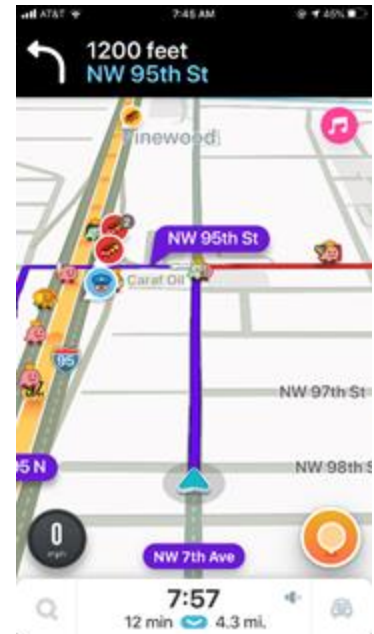
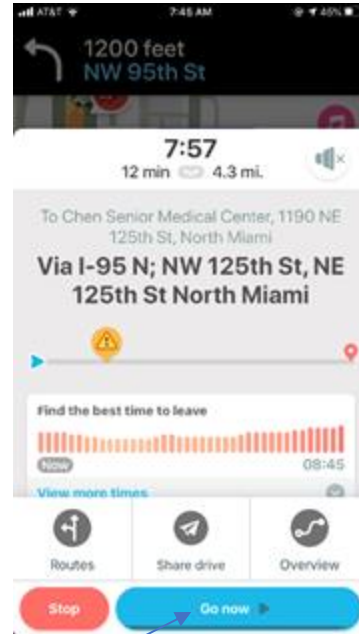
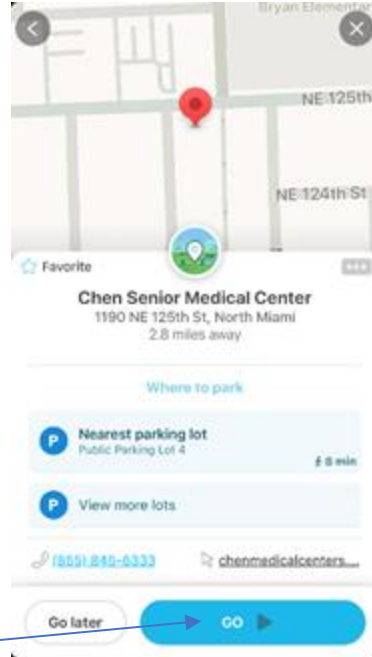
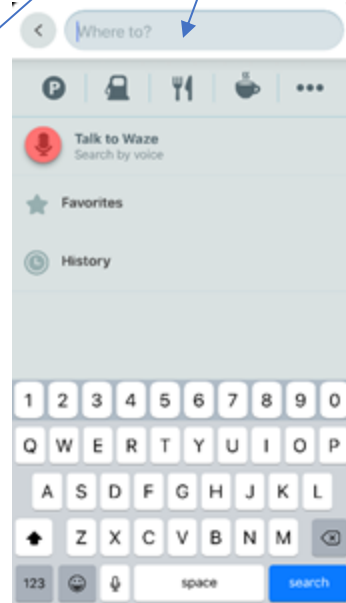
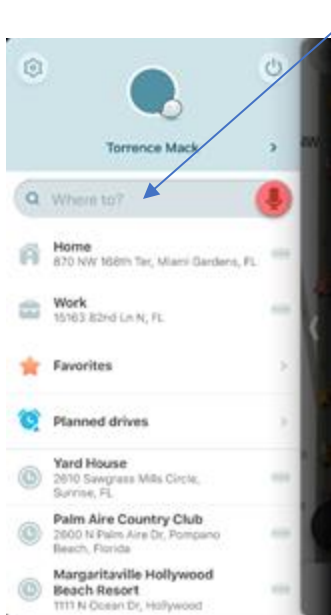


Google Play

WAZE



Waze is a free, ad-supported interactive navigation app with benefits. Not only does it use your GPS-equipped smartphone to calculate routes from one place to another, Waze also uses social media-based crowdsourcing to alert you to what to expect while you're on the road. Drivers on the Waze platform act as the road's eyes and ears to alert fellow drivers about traffic, police, accidents, detours, speed traps, construction, and anything else that's happening nearby or on your route.



Torrence D. Mack
IT Consultant

TDM Tech Intl, LLC
(561) 344-5188



UNLOCK THE POWER OF AI



Point your camera at the QR code.


OTHER SERVICES

- PRIVATE ONE ON ONE/SMALL GROUP LESSONS
- NEW COMPUTER/SMARTPHONE/iPad SETUP
 - REMOTE TECH SUPPORT
 - SMARTPHONE/iPad CONSULTANT

CLASSES OFFERED AT MANY LOCATIONS in FL, NC, SC, LA, GA
VISIT www.tdmtechpc.com for details!

Artificial Intelligence: A Transformative Force”

Exploring the Impact and Potential of AI



What is AI?

"Artificial Intelligence refers to machines or software that can perform tasks that typically require human intelligence."

AI in Everyday Life



Key Components of Artificial Intelligence

Machine Learning



Natural Language Processing



Computer Vision

Machine Learning



Machine learning, in which a computer simulates human thinking by using data models to recognize patterns and make predictions, is being applied in nearly every industry.



In a process called [collaborative filtering](#), [Netflix](#) uses machine learning to analyze the viewing habits of its millions of customers to make predictions on which media viewers may also enjoy. Recommendations are based on those predictions and determine what shows, movies and videos will display on the homepage and watch-next reel of each user.



[Etsy](#), whose online marketplace platform for users to buy and sell products, applies machine learning to personalize the shopping experience, providing customized product recommendations and ads based on previous purchases or product searches.



Financial institution [Capital One](#) uses machine learning to detect, diagnose and remediate anomalous app behavior in real time. It also uses the technology as part of its [anti-money laundering and fraud](#) tactics to adapt quickly to changes in criminals' behaviors.

Machine Learning (Deep learning)



Released November 30, 2022
Founder Greg Brockman

Chat Generative Pre-trained Transformer

chat.openai.com

Chat GPT is an artificial intelligence program that generates dialogue. Created by Open AI, this high-capable chatbot uses machine learning algorithms to process and analyze large amounts of data to generate responses to user inquiries.

Benefits of ChatGPT

1. Answering Questions
2. Providing Companionship
3. Assistance with Everyday Tasks
4. Learning and Education.
5. Entertainment and Education

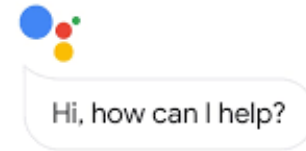
Natural Language Processing



Natural language processing (NLP) refers to the branch the of [artificial intelligence or AI](#)—concerned with giving computers the ability to understand text and spoken words in much the same way human beings can.



Smart assistants like Apple’s Siri and Amazon’s Alexa recognize patterns in speech thanks to voice recognition, then infer meaning and provide a useful response. We’ve become used to the fact that we can say “Hey Siri,” ask a question, and she understands what we said and responds with relevant answers based on context.



Computer Vision



Computer vision is a **field of artificial intelligence (AI) enabling computers to derive information** from images, videos and other inputs.




Google Lens



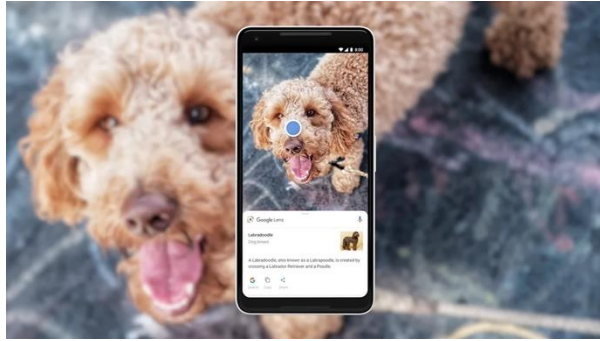


Remini utilizes advanced artificial intelligence to analyze and improve your visuals down to the pixel level. Their algorithms enhance textures, tones, colors, edges, faces, and backgrounds to create natural, high-quality images and footage.





Google Lens

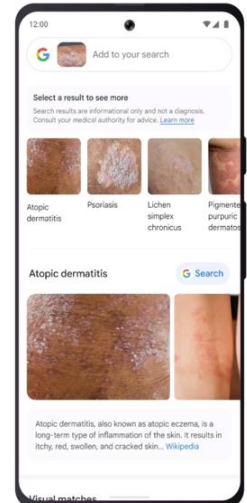
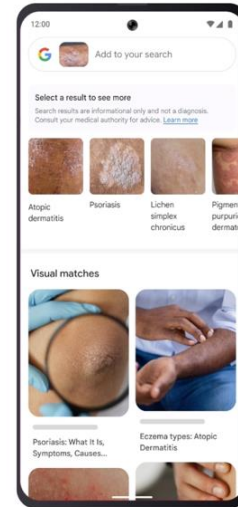


Jun 16, 2023, 11:02pm EDT

FORBES MAGAZINE

Housed in this app is [Google Lens](#), a vision-based tool that allows users to search what they see via their smartphones.

Earlier this week, Google [announced](#) an incredible new feature for Google Lens: the ability to search skin conditions. Essentially, the application now enables users to take a picture of their skin (e.g., a rash or discoloration) and matches it with the most relevant results, providing insight into the condition.



AI in Healthcare

AI is helping doctors analyze images more quickly and effectively, seeking signs of breast cancer, lung nodules, and many other conditions to reach more people with early detection than has previously been possible




Algorithms, ML, and (NLP).

An algorithm is like a cake recipe. It is essentially "a set of instructions that tells a computer what to do

Machine learning involves training the computer to look for patterns. For example, a computer can be given pictures of a malignant cancer and a benign tumor, and then be shown a picture it's never seen. It can then say whether that new photo is more like the photo of the malignant cancer or the benign tumor.

Problems with Ai

<https://www.youtube.com/shorts/ErXgb4cAVIM>




Deepfake Technology

- **Deepfake AI** combines images and audio to create a completely new footage to deliver statements or perform actions that have never happened.
- A **Deepfake video** is created using an AI powered digital software and machine learning.
- **AI-generated Deepfake** is hard to identify, as the **Deepfake video** appears real and convincing.
- **Deepfake** is not only video content but can also be audio content or a combination of both.
- **Deepfakes** are created, modified, altered, or synthesized using deep learning technology.
- A **Deepfake video** compels the viewers or listeners to believe that the information or message shown to them is true.



Intro to AI: ChatGPT, Microsoft Copilot, and Gemini AI



Point your camera at the QR code.

OTHER SERVICES

- PRIVATE ONE ON ONE/SMALL GROUP LESSONS
- NEW COMPUTER/SMARTPHONE/iPad SETUP
 - REMOTE TECH SUPPORT
 - SMARTPHONE/iPad CONSULTANT

Torrence D. Mack
IT Consultant

TDM Tech Intl, LLC
(561) 344-5188

CLASSES OFFERED AT MANY LOCATIONS in FL, NC, SC, LA, GA
VISIT www.tdmtechpc.com for details!



What is Generative AI?

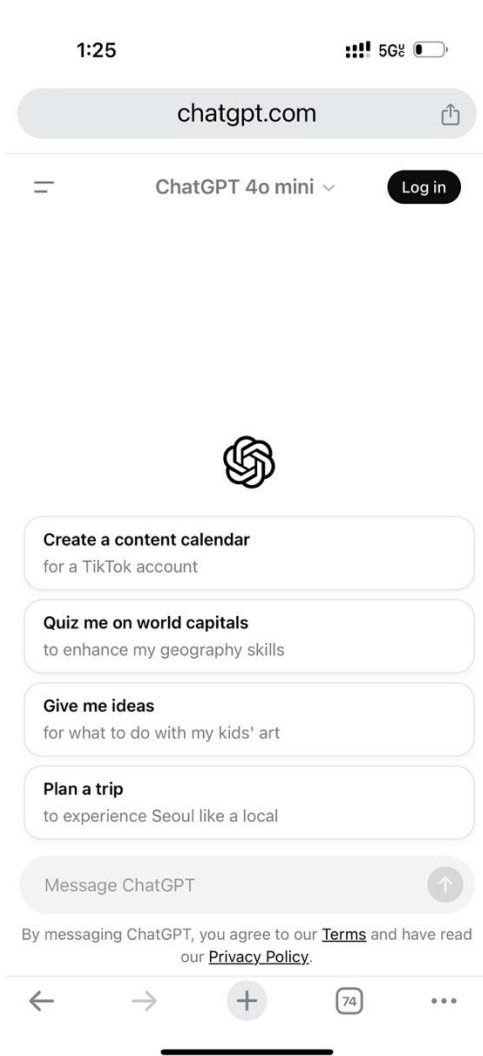
GENERATIVE AI IS A SUBSET OF MACHINE LEARNING THAT ENABLES COMPUTERS TO CREATE ORIGINAL CONTENT. THIS TECHNOLOGY HAS THE POTENTIAL TO REVOLUTIONIZE VARIOUS FIELDS, INCLUDING ART, MUSIC, DESIGN, MANUFACTURING, HEALTHCARE, AND ROBOTICS.



ChatGPT, Copilot, and Gemini are all AI chatbots that use generative AI to create content or data that mimics human creativity.




Chat GPT is an artificial intelligence program that generates dialogue. Created by Open AI, this high-capable chatbot uses machine learning algorithms to process and analyze large amounts of data to generate responses to user inquiries.



Released November 30,
2022
Founder Greg Brockman

Chat Generative Pre-trained Transformer





Create your OpenAI account

To get started with ChatGPT, you first need to create an OpenAI account (it's free).

To do this, go to chat.openai.com, and click **Sign up**.

As of now, **OpenAI** offers several versions of ChatGPT, each catering to different needs and subscription levels. Here's a breakdown of the currently available versions:

1. GPT-3.5

- Availability:** Free Tier (default version)
- Capabilities:** This version of ChatGPT is available for all users and provides solid conversational abilities, context retention, and problem-solving skills. It is capable of handling general inquiries and performing a wide variety of tasks like writing, answering questions, and basic code generation.

2. GPT-4

- Availability:** ChatGPT Plus subscription (\$20/month)
- Capabilities:** GPT-4 is a more advanced model compared to GPT-3.5, offering enhanced conversational abilities, better context retention over longer interactions, and improved handling of complex queries. It's particularly useful for users who need more detailed and accurate responses for intricate tasks.

3. GPT-4 Turbo

- Availability:** ChatGPT Plus and Enterprise plans
- Capabilities:** GPT-4 Turbo is a faster and more cost-efficient variant of GPT-4. While maintaining the same capabilities, it is optimized for speed, making it ideal for real-time applications. It is available in both the Plus plan and tailored versions for enterprise users.



ChatGPT can be a helpful tool for many everyday tasks like:

1. Answering Questions
2. Writing Assistance
3. Learning New Things
4. General Assistance
5. Engagement and Companionship

Difference between ChatGPT and Google

ChatGPT and Google are two different technologies designed for different purposes. ChatGPT is designed to generate text and answer questions using natural language, while Google is designed to search the internet and provide relevant results for a user's query.

How many peas in a pod



The number of peas in a pod can vary depending on the variety of the pea plant. On average:

- **Garden Peas:** Typically have about 5 to 9 peas per pod.
- **Snow Peas:** Usually contain about 5 to 7 peas per pod.
- **Sugar Snap Peas:** These pods often have 6 to 8 peas inside.

The exact number can differ based on growing conditions and the specific variety of the pea plant.



write a short poem about the game of golf

A Day on the Green

With a swing and a drive, the ball takes flight,
Across the fairway, in morning light.
The whisper of wind, the hush of the trees,
A moment of calm, a moment of ease.

On rolling greens, the putter is king,
Where patience and focus make everything.
The game of golf, both gentle and grand,
Teaches balance, skill, and a steady hand.

Through hills and valleys, each hole a quest,
In the game of life, we give our best.
With every stroke, with every par,
We find the peace of where we are.



Your everyday AI companion

<https://copilot.microsoft.com/>

GET THE APP!

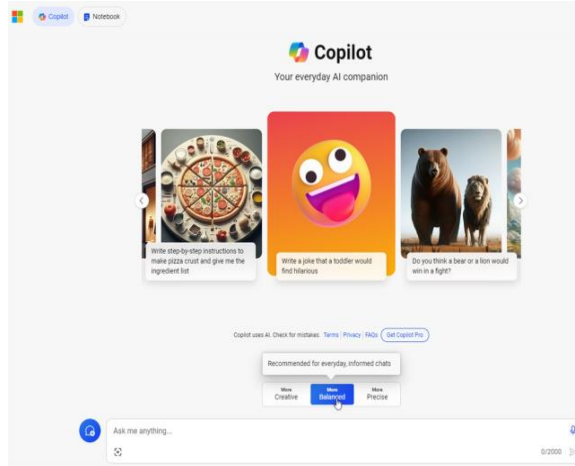


Chat anytime. Anywhere.

Copilot

Integration: Copilot is deeply integrated with Microsoft 365 applications like Word, Excel, PowerPoint, and Outlook. This integration allows it to assist with tasks such as drafting emails, creating presentations, and analyzing data, significantly boosting your productivity.

Image Generation: At the free tier, Copilot can generate images, which ChatGPT cannot do without a subscription¹.



Released February 7, 2023

Included with: [Microsoft Bing](#); [Microsoft Edge](#); [Microsoft 365](#); [Windows 10](#); [Windows 11](#)

You

draw a greeting card for my brother Ivan Lampkin on August 26. He will be 62



"greeting card for brother Ivan Lampkin 62nd birthday"

Designer


Powered by DALL-E 3


14





Gemini AI is Google's next-generation AI, designed to be smarter and more adaptable. Gemini can answer questions, provide information, generate content, and integrate with other Google apps and services.

Hello, torrence
How can I help you today?

Suggest videos to quickly solve a problem 


Create a travel itinerary for a city 

Explain the key rules of rugby, starting with the basics 

Give me a beginner's guide to an activity 

Humans review some saved chats to improve Google AI. To stop this for future chats, turn off Gemini Apps Activity. If this setting is on, don't enter info you wouldn't want reviewed or used. [How it works](#)

[Manage Activity](#) [Dismiss](#)

Enter a prompt here 

Released March 21, 2023

Available in 46 languages
239 countries and regions

 display the cover of sports illustrated in december 31, 2007 Show drafts ▼

 The cover of Sports Illustrated on December 31, 2007 featured Bill Belichick, the head coach of the New England Patriots.



Sports Illustrated cover December 31, 2007



In the battle of the [AI chatbots](#), Google Gemini ([formerly Bard](#)) has been trying to compete with OpenAI's [ChatGPT](#) and Microsoft's [Copilot](#). Though all three chatbots work similarly, Gemini offers some advantages of its own.

With Gemini, you can speak your queries instead of typing them and hear the responses [spoken aloud](#). Provide your location, and Gemini will direct you to nearby places and events. Ask Gemini to compose content, and it will provide several different drafts of text.

FREE



Known as Gemini 1.0 Pro, the free version is geared toward basic tasks, such as answering questions, summarizing text, translating languages, and generating simple code. The freebie can remember only a limited amount of information from previous chats but can interact with other Google apps and services.



Gemini Advanced

Upgrade your Google One plan to get
Gemini Advanced

The paid edition, is available only with a Google One AI subscription costing \$20 a month. Equipped with more powerful capabilities, Gemini Advanced offers advanced code generation and debugging, higher-quality language translations, and more creative types of content generation, such as poems and scripts. This version also has a larger context window so it can remember more information from past chats and better understand complex conversations.




Examples and Scenarios:

- **Writing Emails:** "Can you help me write an email to my grandson?"
- **Learning:** "What are some easy exercises for seniors?"
- **Entertainment:** "Tell me a joke" or "Recommend a movie."
- **Health Information:** "What are the benefits of walking for seniors?"
- Music titles:** Who makes the symphony da da da dumb?
- Dinner Advice:** What wine is best to serve with crab legs?





WORKING WITH PHOTOS/ BACKING UP TO THE CLOUD ON YOUR SMARTPHONE



Torrence D. Mack
IT Consultant

TDM Tech Intl, LLC
(561) 344-5188



Point your camera at the QR code.



OTHER SERVICES

- PRIVATE ONE ON ONE/SMALL GROUP LESSONS
- PC/MAC REPAIRS/UPGRADES/VIRUS REMOVAL
- NEW COMPUTER/SMARTPHONE/iPad SETUP
 - REMOTE TECH SUPPORT
 - SMARTPHONE/iPad CONSULTANT

CLASSES OFFERED THROUGHOUT THE STATE OF FLORIDA AND EXPANDING INTO OTHER STATES!

CHECK www.tdmtechpc.com for details!

THINGS YOU SHOULD BE ABLE TO DO WITH YOUR

MAKE PHONE CALLS-*

Adding contacts, call waiting, 3-way calling

TEXTING- *

With your smartphone you should be able to send and receive text messages (SMS/MMS) as well as save photos from text messages and attach photos to text messages. Send a group text.

TAKE PICTURES/VIDEOS-*

You should be able to take pictures and video with your smartphone as well as use the timer, flash and change the mode of your camera. Locate your pics, cut and crop and screenshot. QR codes

PLAY GAMES/DOWNLOAD APPS

You should be able to download apps from your App store.

SMARTPHONE USE THE SETTINGS MENU

WIFI, BLUETOOTH, SOUNDS, DISPLAY, ETC...

SEARCH THE WEB

With the browser or Google Search app, you should be able to perform a search on your smartphone.

GPS APPS (WAZE/GOOGLE MAPS)-*



You should be able to successfully use your GPS app to get directions to any location.

BACK UP TO THE CLOUD

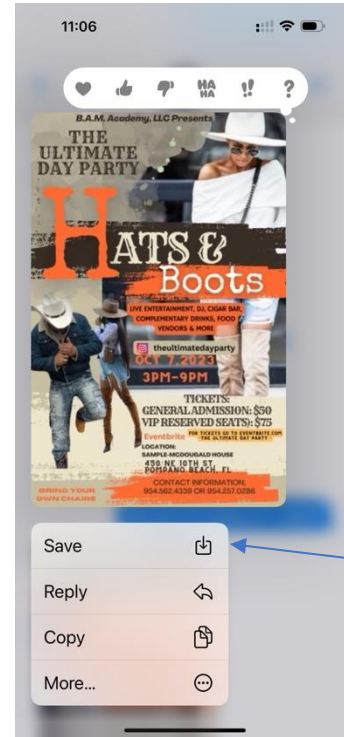
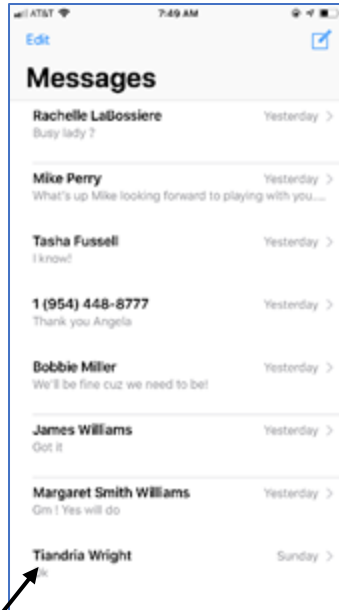
You should have a backup mechanism in place to backup your photos.

PERFORM BASIC MAINTENANCE

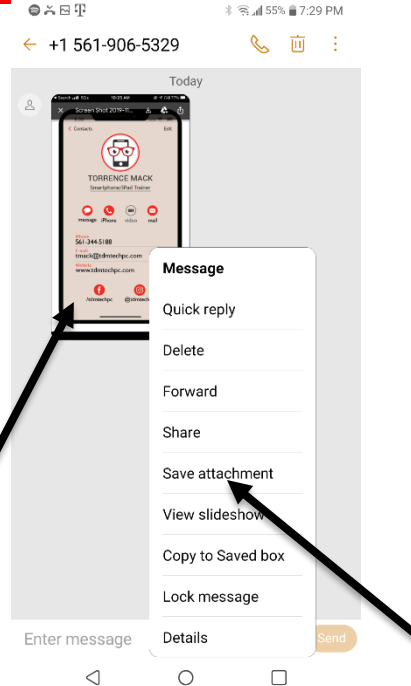
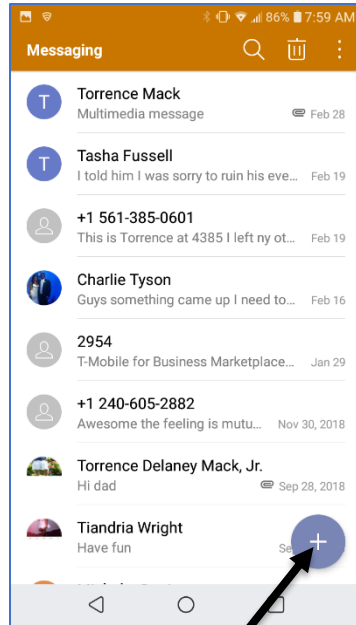
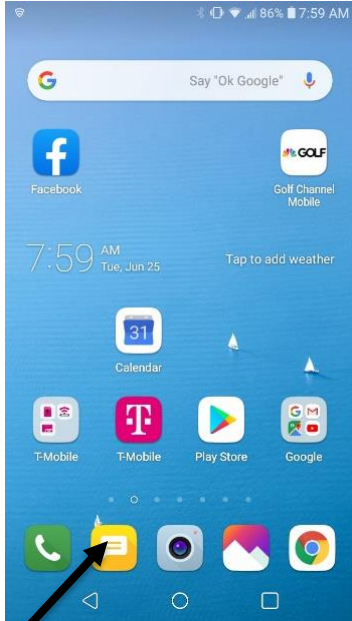
You should be able to clear your cache and your browser history.




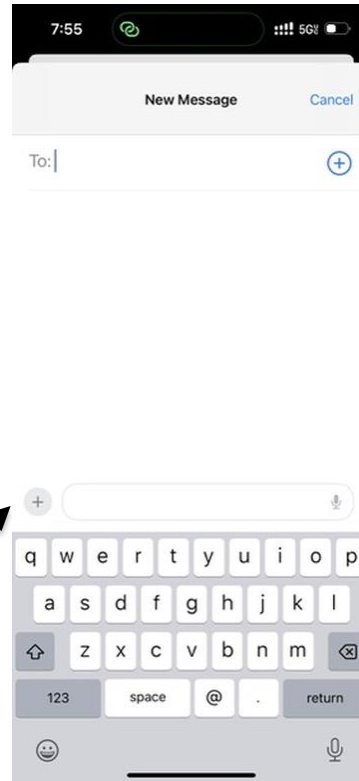
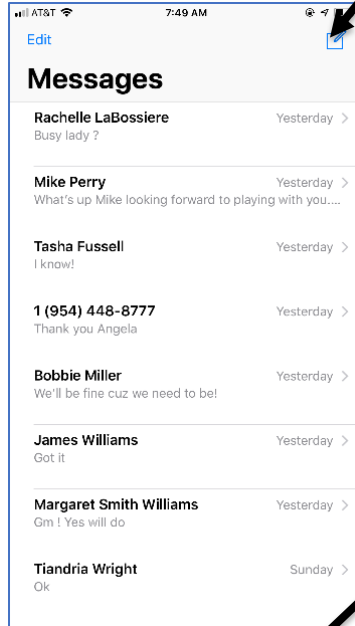

SAVING A PHOTO FROM A TEXT MESSAGE (iPhone)



SAVING A PHOTO FROM A TEXT MESSAGE (Android)

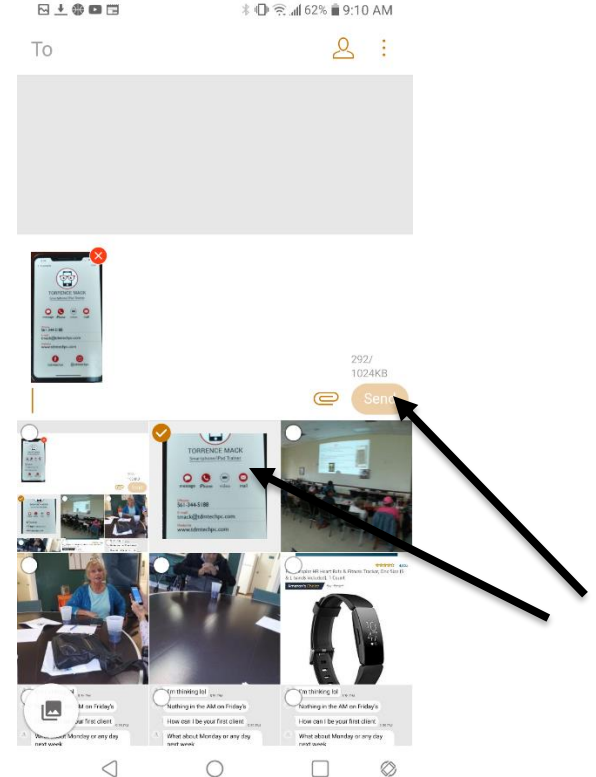
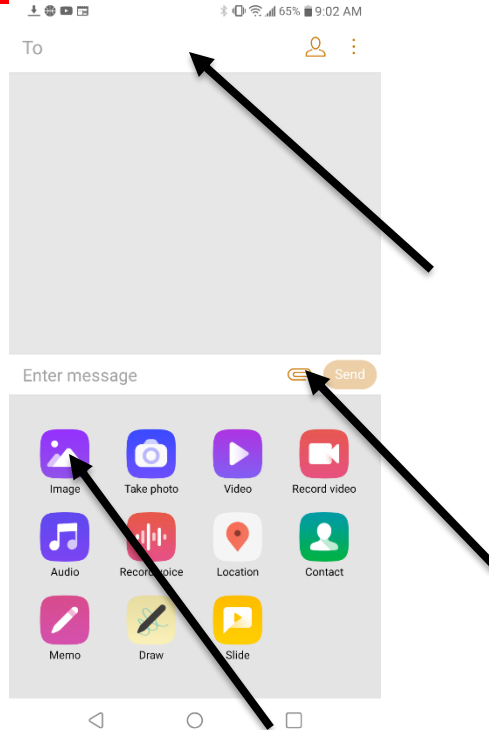
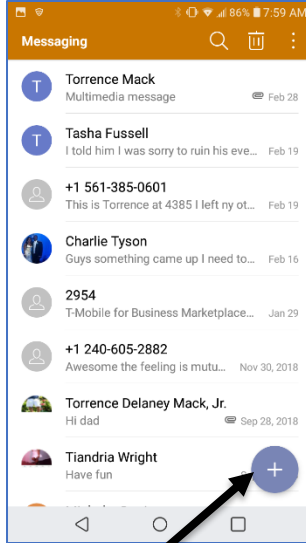
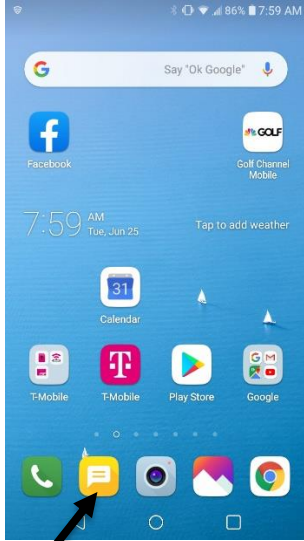


ATTACHING PHOTOS WITHIN A TEXT MESSAGE (iPhone)




ATTACHING PHOTOS TO TEXT MESSAGES

(Android)

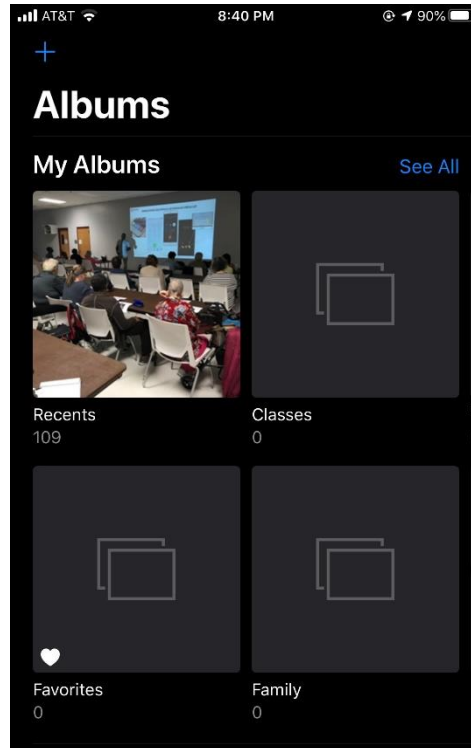

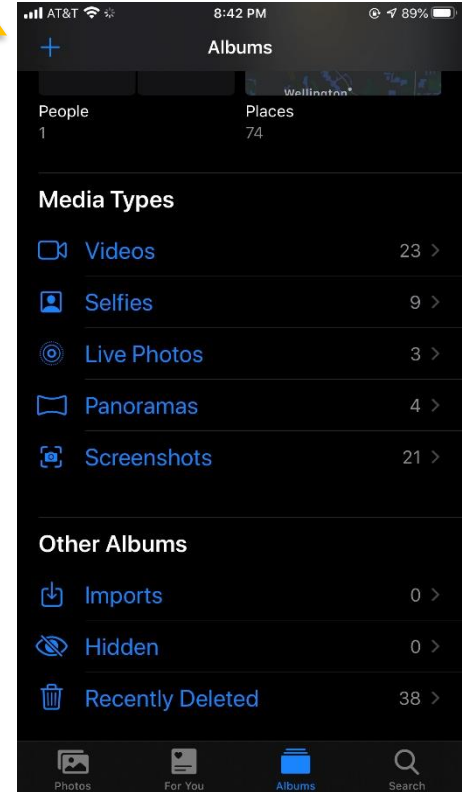


SAVING and ATTACHING PHOTOS FROM TEXT MESSAGES

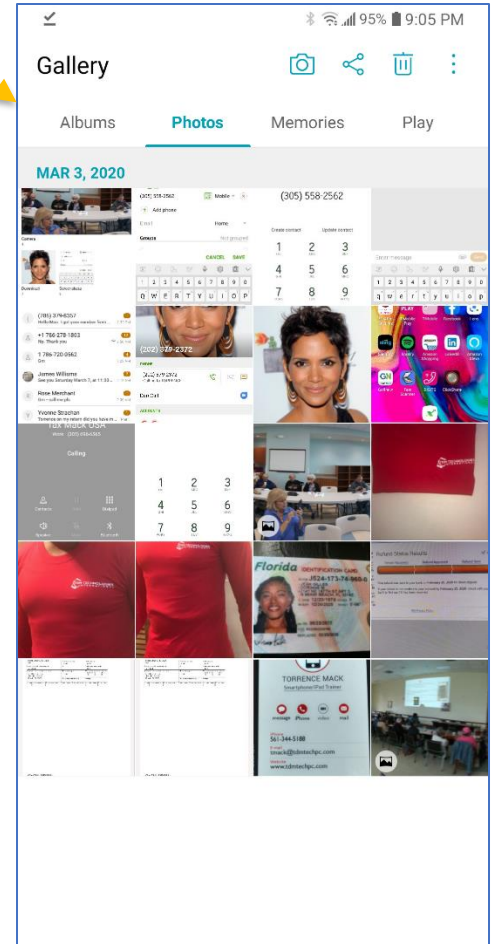
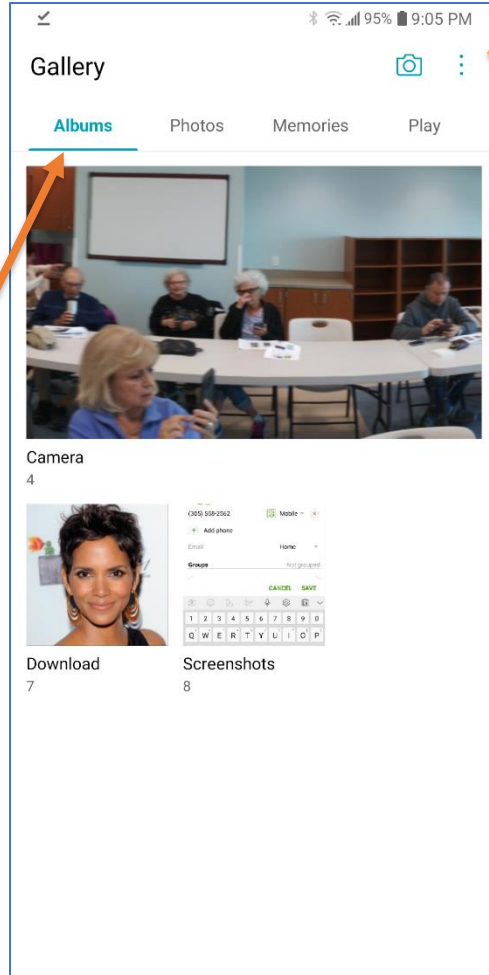
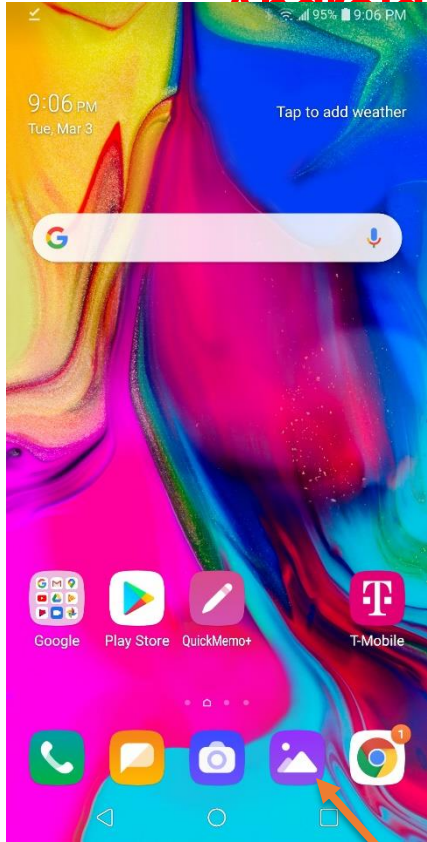


Pictures that are taken with your camera or saved from text messages, are stored in the Gallery (for Android) or Photos (for iPhone).


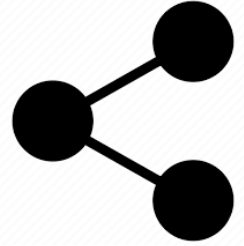
PHOTOS on iPhone



GALLERY on Android

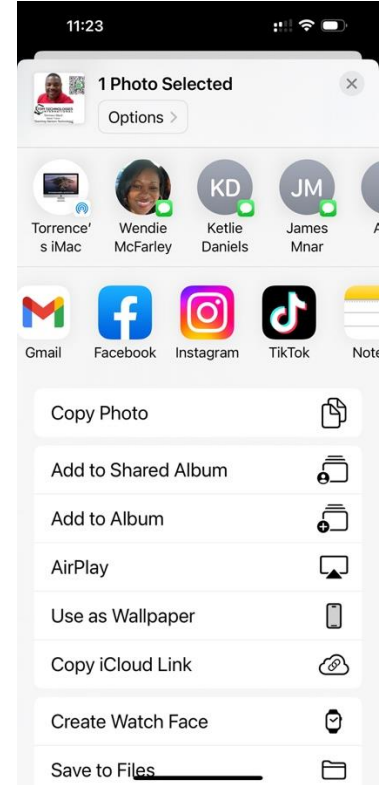
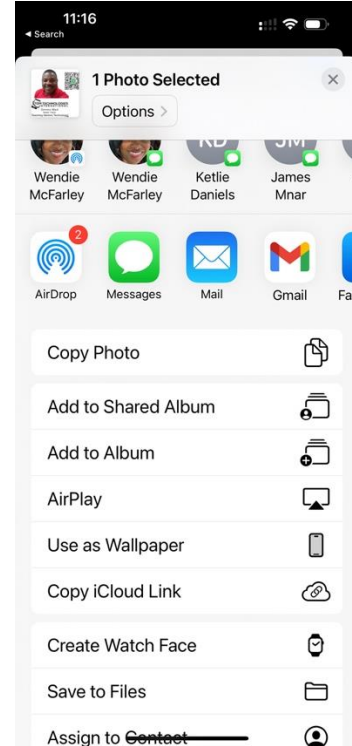
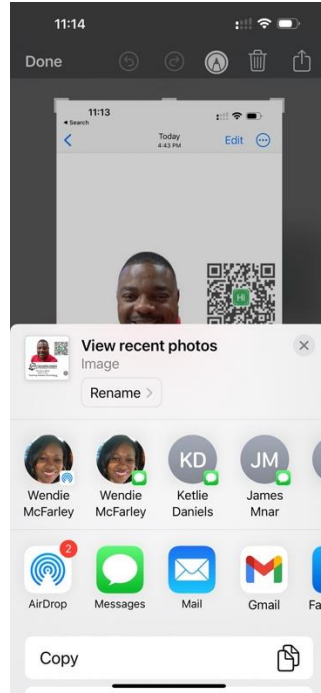
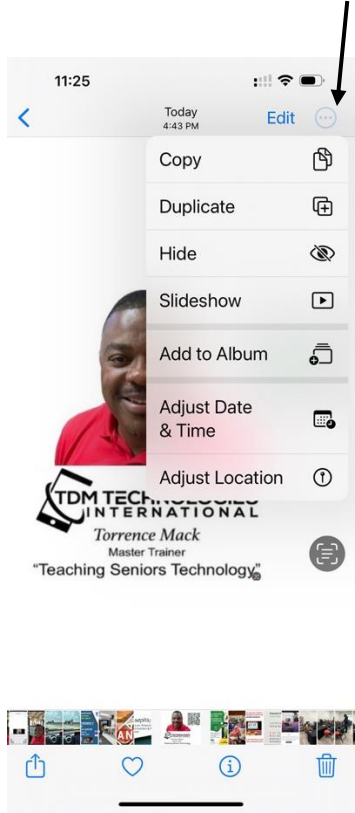


USING THE SHARE BUTTON TO SEND PHOTOS


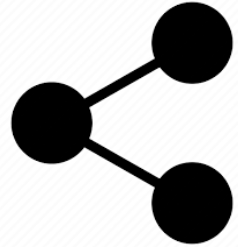

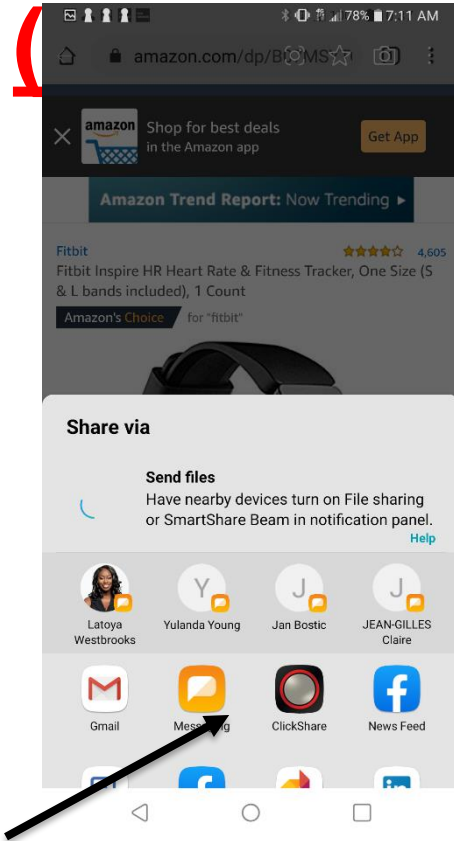
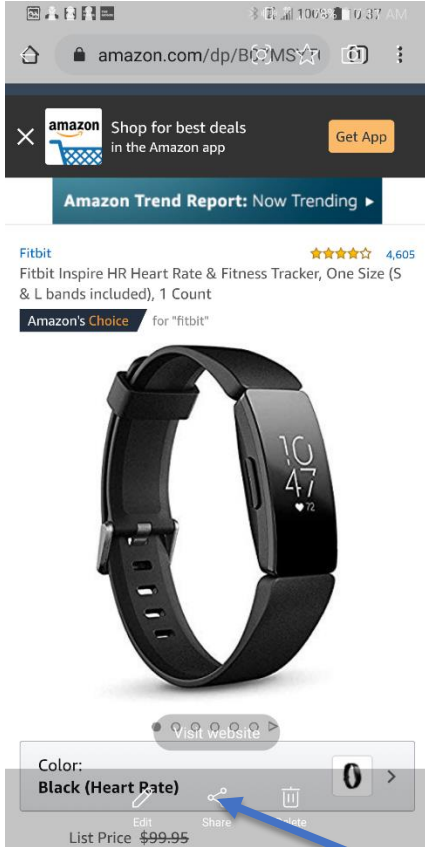


The **Share button** allows you to send a photo or video to friends, family, social media apps , Email and other functions.

USING THE SHARE BUTTON (iPhone)



USING THE SHARE BUTTON

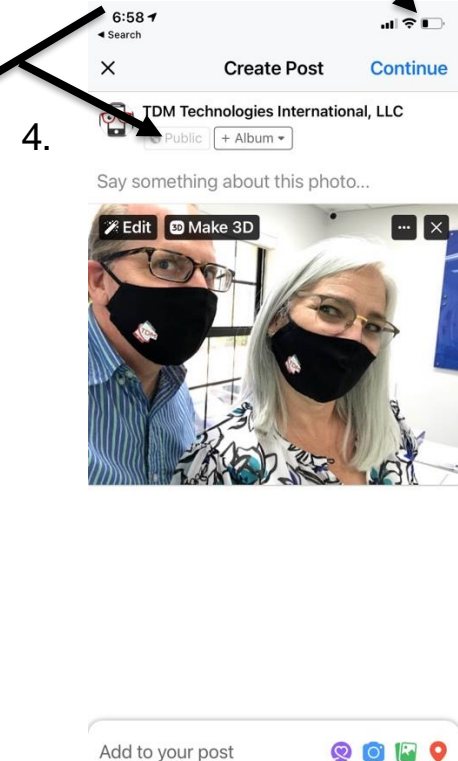
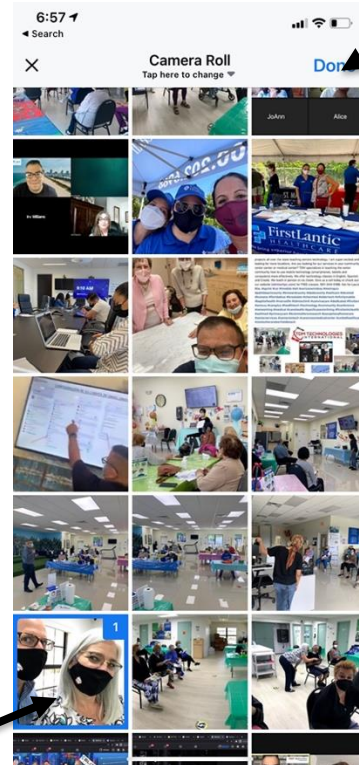
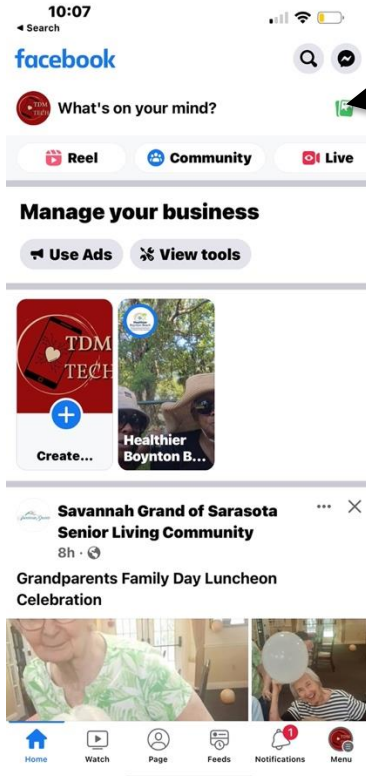




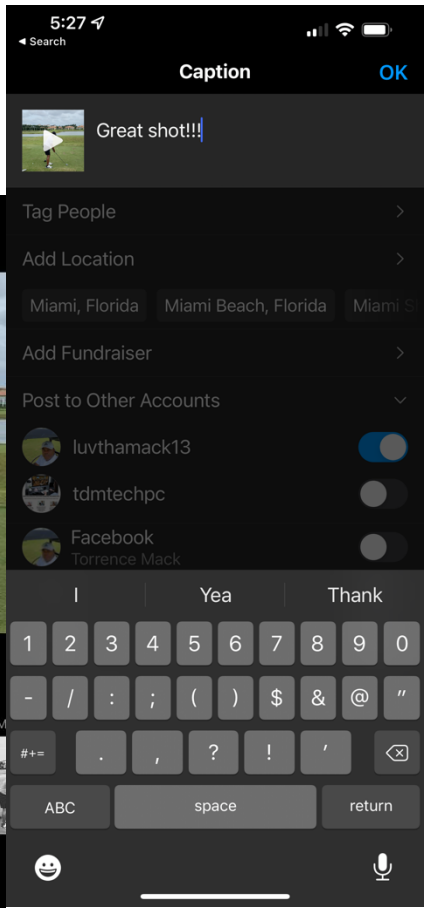
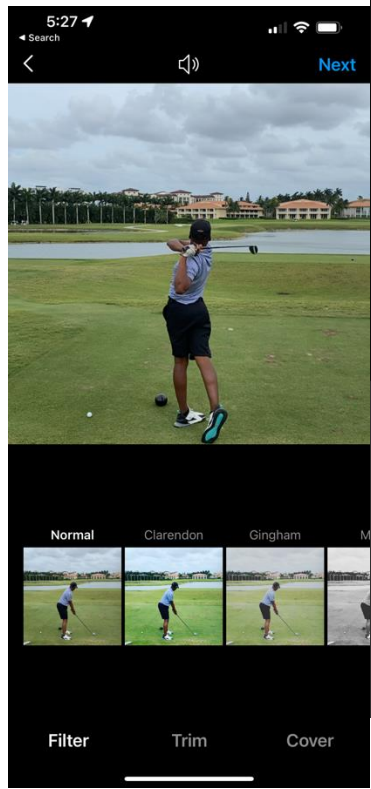
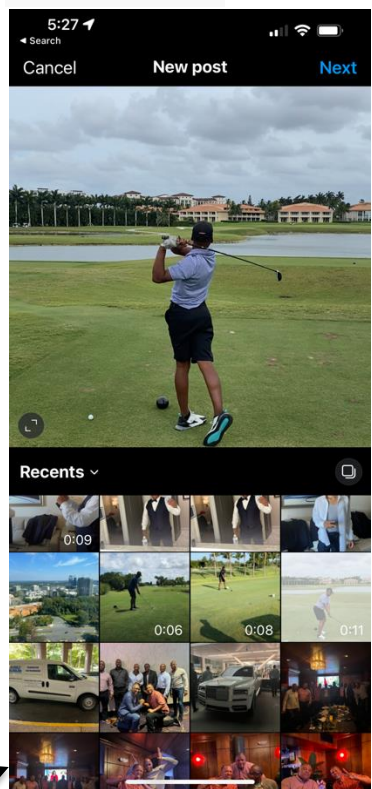
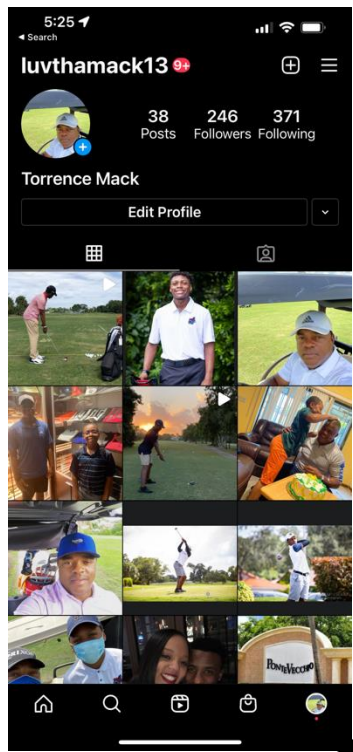
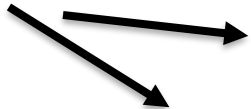
UPLOADING PHOTOS

1. Go to your Timeline
2. Click on Add Photo
3. Select Photo to upload


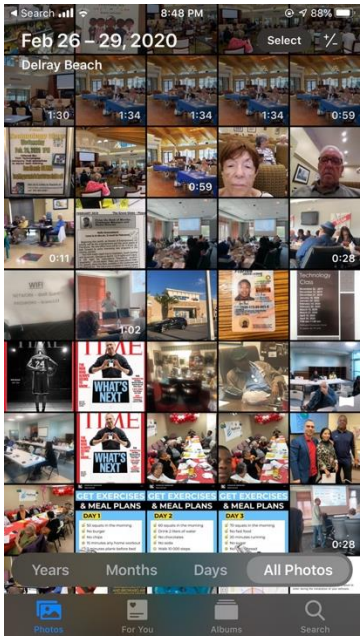
UPLOADING PHOTOS TO FACEBOOK



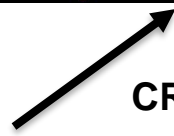

POSTING TO INSTAGRAM




CROPPING PICTURES (iPhone)



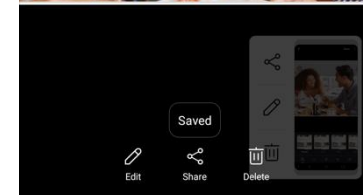

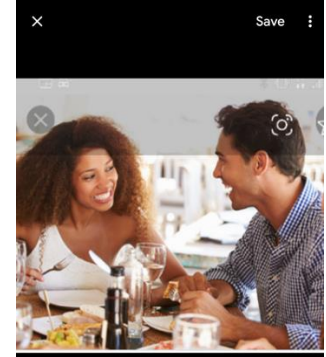
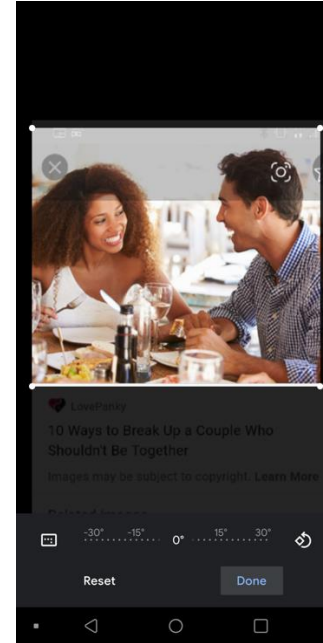
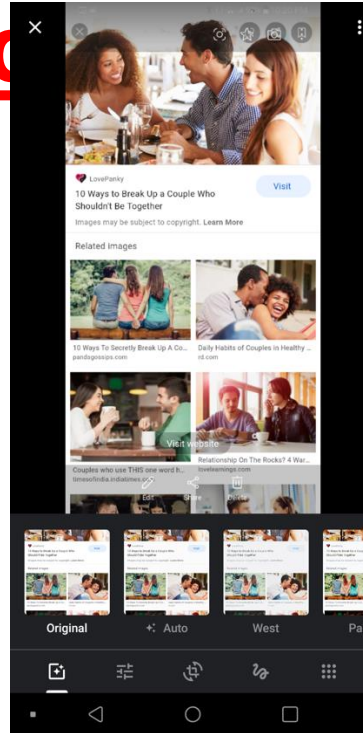
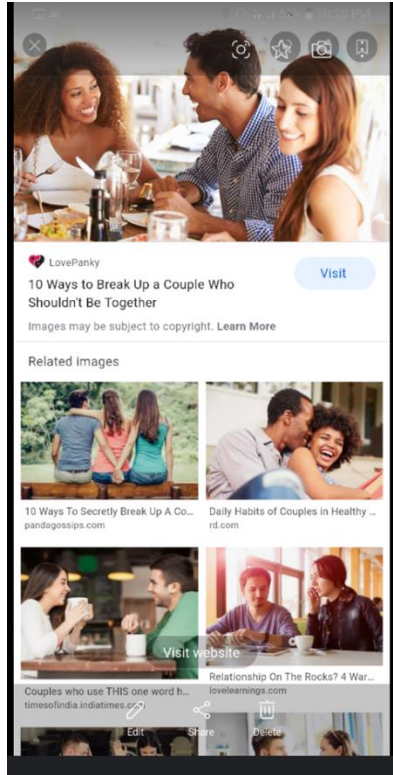
Look for edit



CROP



CROPPING PICTURES



Existing
Photo
Camera shot
OR
Download

Look for edit

CROP

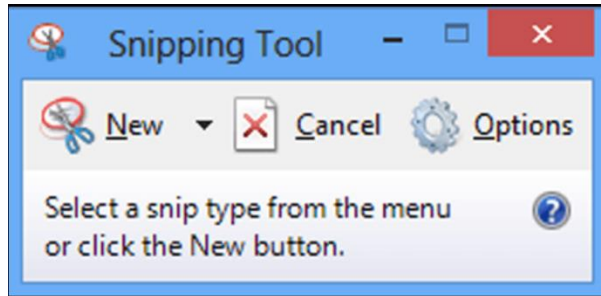


SCREENSHOT

A **screenshot**, sometimes referred to as a screencap or screengrab, is an image that shows the contents of a computer display. **Screenshots** let you capture exactly what you're seeing on your screen, edit the image to share with others or reference later.



Select the **Start**, enter **snipping tool**, then select **Snipping Tool** from the results. Press **Windows logo key + Shift + S**.



The main control panel of the snipping tool on Mac can be accessed using the shortcut: **Shift, Command, 5**, but you can also use : **Shift, Command, and 3** to take a quick screenshot of the whole Mac screen or use the shortcut: **Shift, Command, and 4** to capture just a selection of your Mac screen.

IOS (IPHONE) SCREENSHOT

How to take a screenshot on your iPhone, iPad, and iPod touch

On an iPhone X or later

1. Press and hold the Side button on the right side of your iPhone.
2. Immediately click the Volume up button on the left side, then release the buttons.
3. A thumbnail of your screenshot appears in the lower-left corner of your iPhone

On iPhone 8 or earlier, iPad, and iPod touch

1. Press and hold the Top or Side button.
2. Immediately click the Home button, then release the Top or Side buttons.
3. A thumbnail of your screenshot appears in the lower-left corner of your device

To find the screenshot you just took, along with ones you've taken before, go to Photos > Albums and tap Screenshots.



ANDROID SCREENSHOT

Every Android phone is different, and so is taking screenshots with them.

Samsung phones

Galaxy S8 and later: Hold down the power and volume-down buttons for a couple of seconds.

Galaxy S7 and earlier: Hold down the home and power buttons for a couple of seconds.


ZTE phones

Hold down the power and volume-down buttons for a couple of seconds.

LG phones

LG G7: Press and hold the power and volume-down buttons for a couple of seconds.

All other LG phones: Hold down the power (located on the back of the phone) and volume-down buttons for a couple of seconds.
Pull down the notification panel and tap the Capture+ icon.





ARE YOU BACKING UP?



Learn to use your **mobile device & computer** with our easy course at a slow pace!

Call for details!

TDM TECHNOLOGIES INTERNATIONAL
561-344-5188
TORRENCE MACK
TDM TECHNOLOGIES INTL, LLC.



- SnapChat
- Emailing
- Texting
- Calendar
- Pics
- Scanning
- Twitter
- Siri
- Okay
- Hey
- Skype
- Hangout
- Printing
- Google
- Posting
- Facetime
- Instagram


*MAX CLASS SIZE IS 6 PARTICIPANTS,
MOBILE DEVICES ARE AVAILABLE FOR USE IN CLASS.

www.tdmtechpc.com



WHAT IS A BACKUP?

A **data backup** is the result of copying files (pictures, videos) and folders for the **purpose** of being able to restore them in case of **data** loss. **Data** loss can be caused by many things ranging from computer viruses to hardware failures to file corruption to fire, flood, or theft (etc). A backup is also helpful if you are purchasing a new phone so you will have all of your phone contacts



Original data




Backup(s)

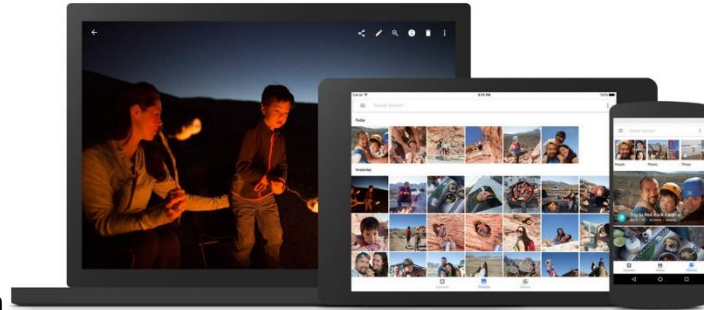
Back up 15GB photos and videos for free, up to 16MP and 1080p HD. Access them from any phone, tablet, or computer on photos.google.com – your photos will be safe, secure, and always with you.

Never worry about running out of space on your phone again. Photos that are safely backed up can be removed from your device's storage in just a tap.

GOOGLE PHOTOS



In order to use Google Photos you must have a Google Account (Gmail)



GOOGLE PHOTOS

IOS (IPHONE)



**IN ORDER TO USE
GOOGLE PHOTOS ON
YOUR IPHONE YOU
HAVE TO
DOWNLOAD
GOOGLE PHOTOS**

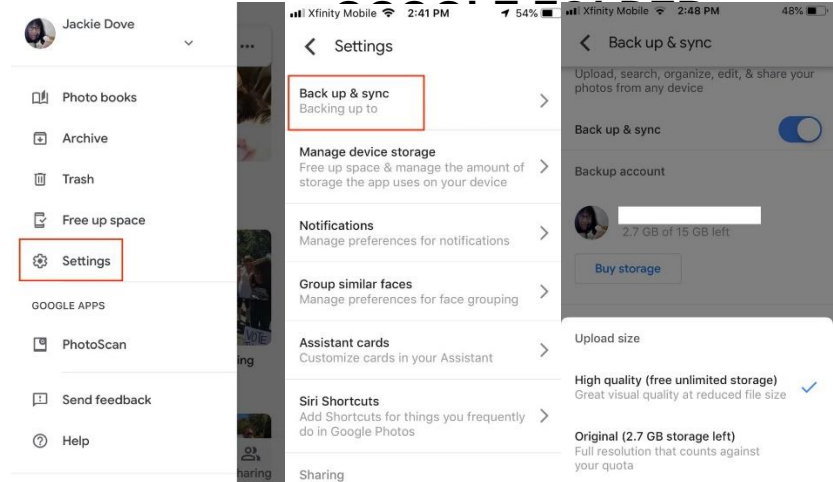


When you open the Google Photos app, you'll see all the photos and videos on your device and, if you turn on "[back up & sync](#)," anything else synced to your Google Photos library.

**REMEMBER YOU NEED A
GMAIL ACCOUNT IN ORDER
TO USE GOOGLE PHOTOS.**

ANDROID

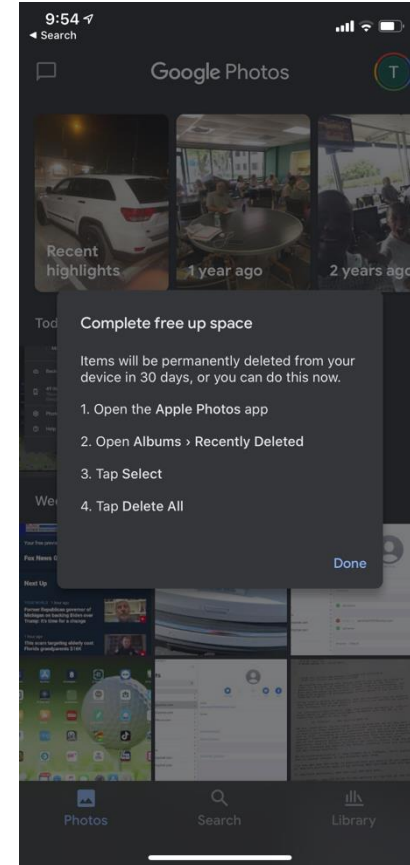
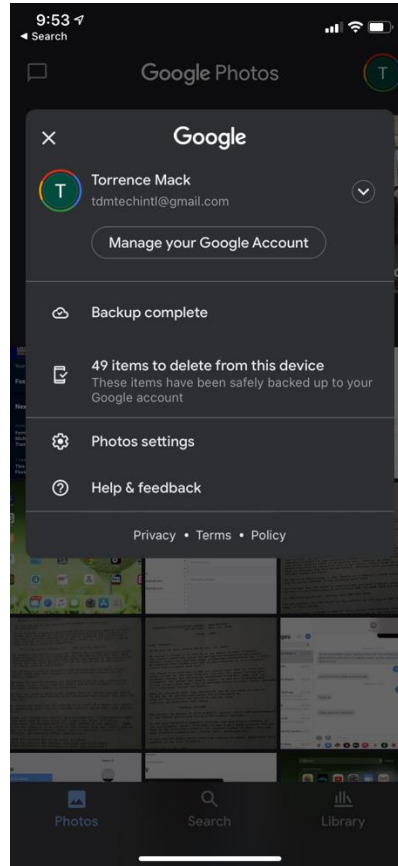

**LOOK FOR THE
GOOGLE PHOTOS APP
ON YOUR PHONE.
CHECK ON THE
DESKTOP OR IN THE**



GOOGLE PHOTOS (IPHONE)



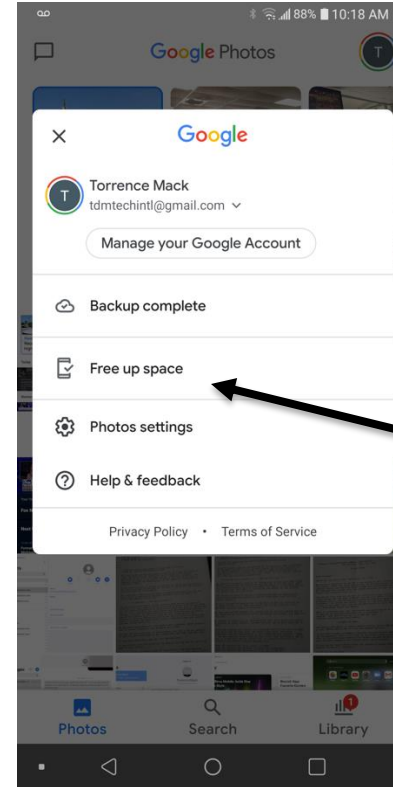
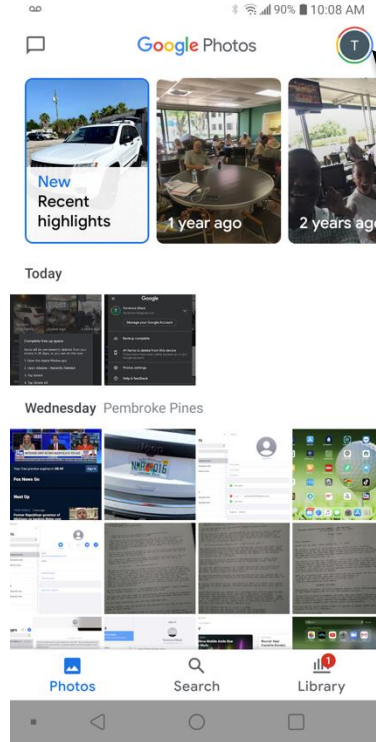
Once your photos are backed up you will have the option to delete photos from your device.



GOOGLE PHOTOS (ANDROID)



Once your photos are backed up you will have the option to delete photos from your device.

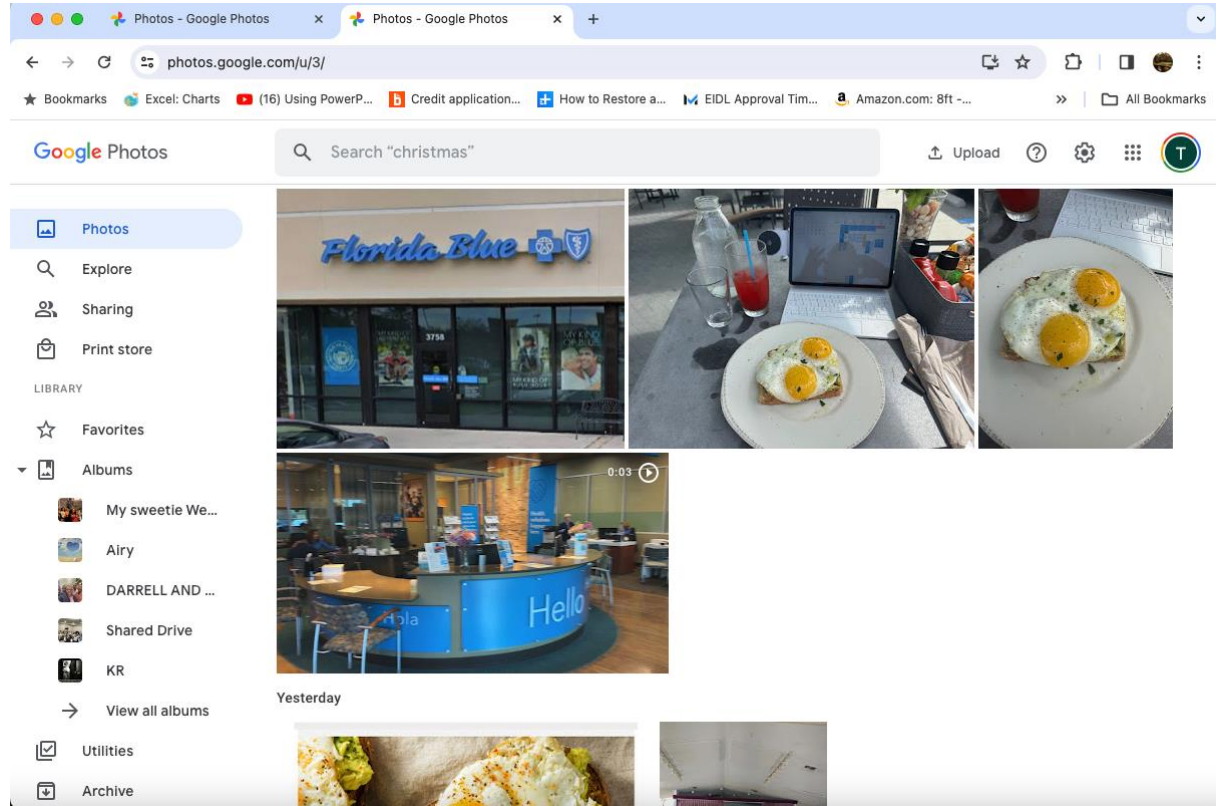




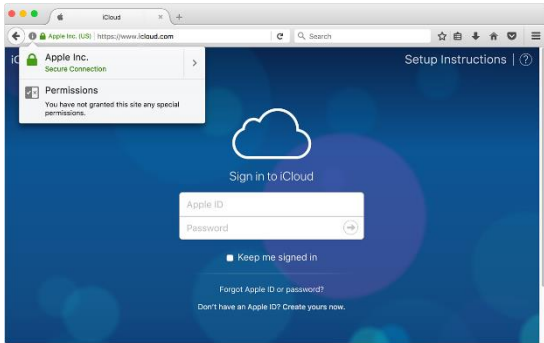
GOOGLE PHOTOS (PC/MAC)

To view Google Photos on Computer

1. Open Browser
2. Type photos.google.com or click 9 dots by initial in Gmail (click Photos)



iCLOUD



iCloud Backup makes a copy of the information on your iPhone, iPad, and iPod touch. When your device is backed up in iCloud, you can easily set up a new device or restore information on one you already have. To let **iCloud** automatically back up your device each day, here's what you need to do:

Make sure that iCloud Backup is turned on in **Settings > [your name] > iCloud > iCloud Backup**. If you're using iOS 10.2 or earlier, go to **Settings > iCloud > Backup**.

And then every night you should:

- 1. Connect your device to a power source.**
- 2. Connect your device to a Wi-Fi network.**
- 3. Make sure that your device's screen is locked.**

Check that you have [enough available space in iCloud for the backup](#).

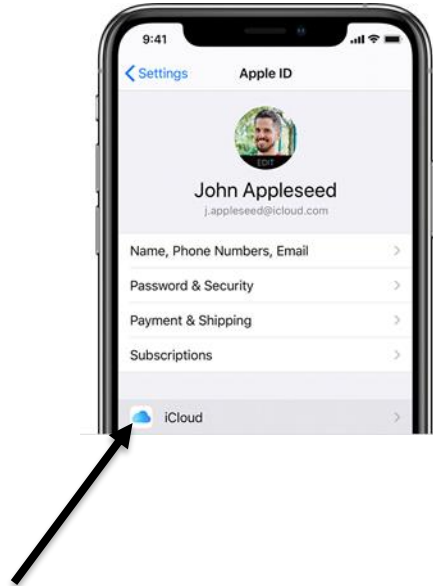
When you [set up iCloud](#), you automatically get 5GB of storage.

You can access your iCloud backup on a computer by going to www.icloud.com

How to view iCloud Preferences

1. Go to Settings

2. Go to Settings > [your name] and tap iCloud.



How to back up with iCloud over cellular

1. Go to Settings
2. Go to Settings > [your name] and tap iCloud.

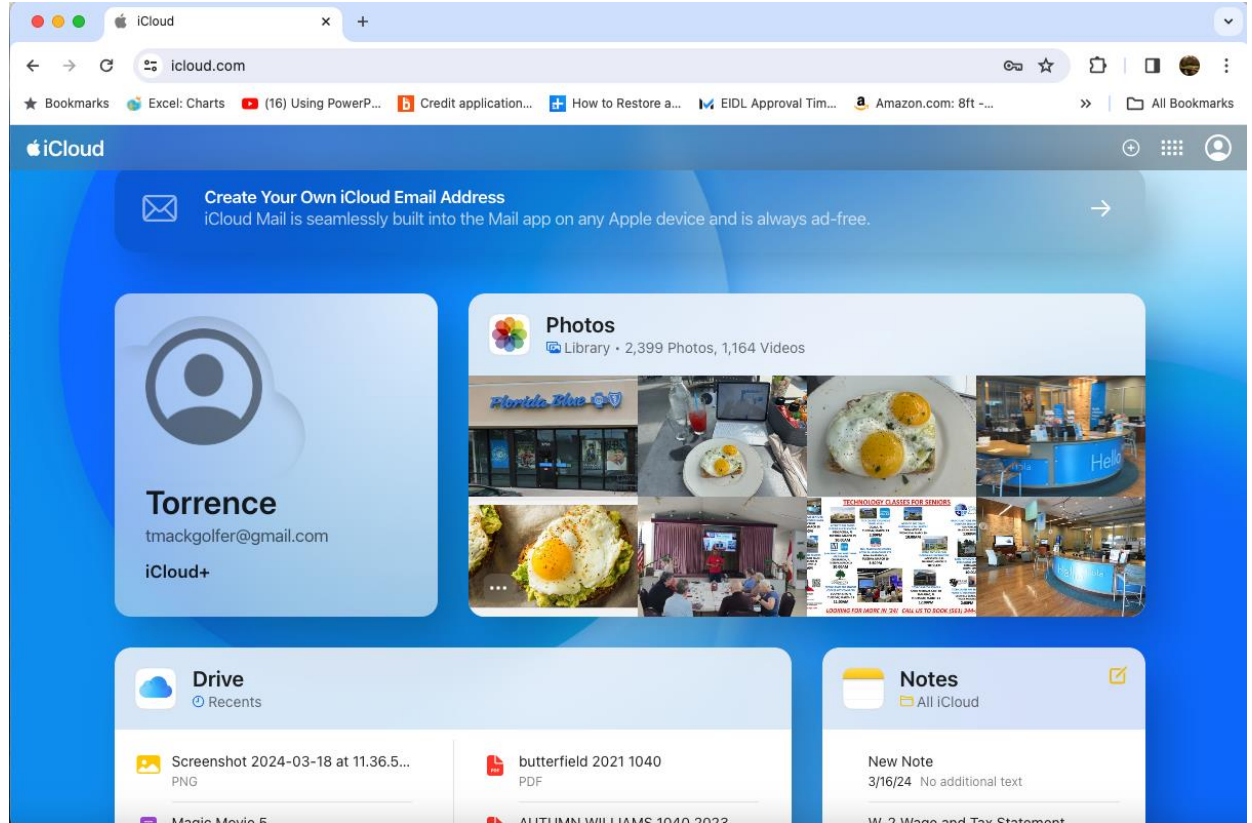


4. Click the button next to Back up Over Cellular.

iCloud from your iPhone or Computer

To view iCloud on your iPhone or computer

1. Open Browser
2. Type icloud.com
3. Enter Apple ID and password.





USING SOCIAL MEDIA TO STAY CONNECTED



Torrence D. Mack
IT Consultant

TDM Tech Intl, LLC
(561) 344-5188



OTHER SERVICES

- PRIVATE ONE ON ONE/SMALL GROUP LESSONS
- PC/MAC REPAIRS/UPGRADES/VIRUS REMOVAL
- NEW COMPUTER/SMARTPHONE/iPad SETUP
 - REMOTE TECH SUPPORT
 - SMARTPHONE/iPad CONSULTANT




CLASSES OFFERED AT MANY LOCATIONS THRU OUT THE STATE OF FLORIDA

CHECK www.tdmtechpc.com for details!

WHAT IS SOCIAL MEDIA?

Websites and/or apps that enable users to create and share content or to participate in social networking. Social Media can be viewed using an internet browser or by using the Apps downloaded from the App or Play Store.





Things needed to Join Social Media

- Email address
- Password
- Phone number
- Smartphone or computer
- Location enabled



zoom



WhatsApp


What is Zoom?

Zoom is a software used for video and audio conferencing, chat, and webinars



The following devices can be used for
Zoom:



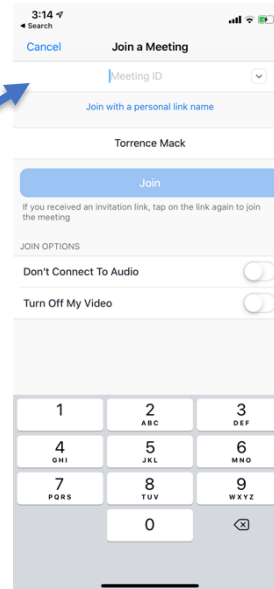
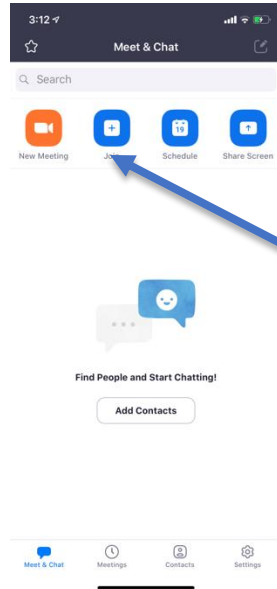


- iPhone
- Android
- iPad
- Android Tablet
- Computer (PC/Mac)



Zoom is a free HD meeting app with video and screen sharing for up to 100 people

Downloading Zoom on Smartphone/iPad/Android

1. Go to the App Store (Apple) or Play Store (Android)
2. Search for Zoom Cloud Meetings
3. Click Get (Apple) or Install (Android)
4. Open Zoom Cloud for Meetings
5. Enter the meeting ID supplied by the host and Enter your name, then click Join.



Joining a Zoom meeting from your Email

1. Open your Email
2. Click the link under "Join Zoom Meeting"
3. If "Open External Application" or "Open Zoom App" appears,
4. If "Join with Computer Audio" appears, click it
5. If "Join With or Without Video" appears, click your preference

Join With Computer Audio

Test Speaker and Microphone

Zoom meeting invitation - Torrence Mack's Personal Meeting Room

Torrence Mack (tmackpcweb@aol.com)

To: mandm3308 Details

Zoom-Meeting.ics (1019 B)

Torrence Mack is inviting you to a scheduled Zoom meeting.

Topic: Torrence Mack's Personal Meeting Room

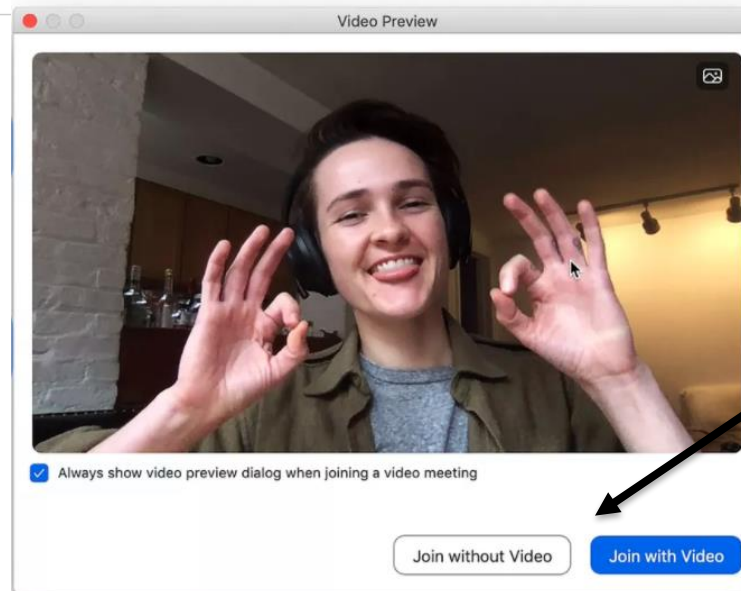
Join Zoom Meeting
<https://us02web.zoom.us/j/2494034979>

Meeting ID: 249 403 4979
One tap mobile
+1301158592,,2494034979# US (Germantown)
+13122626799,,2494034979# US (Chicago)

Dial by your location
+1 301 715 8592 US (Germantown)
+1 312 626 6799 US (Chicago)
+1 929 205 6099 US (New York)
+1 253 215 8782 US (Tacoma)
+1 346 248 7799 US (Houston)
+1 669 900 6833 US (San Jose)

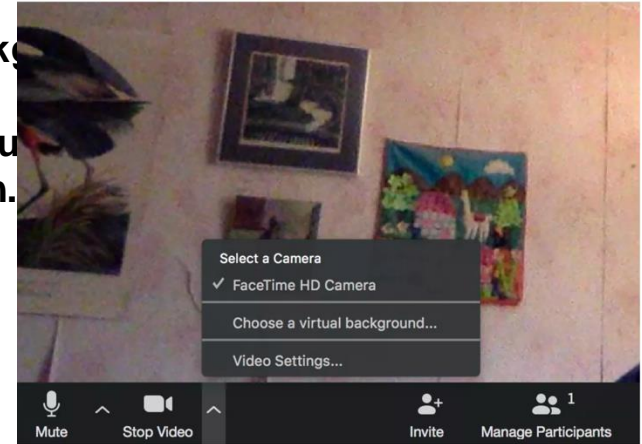
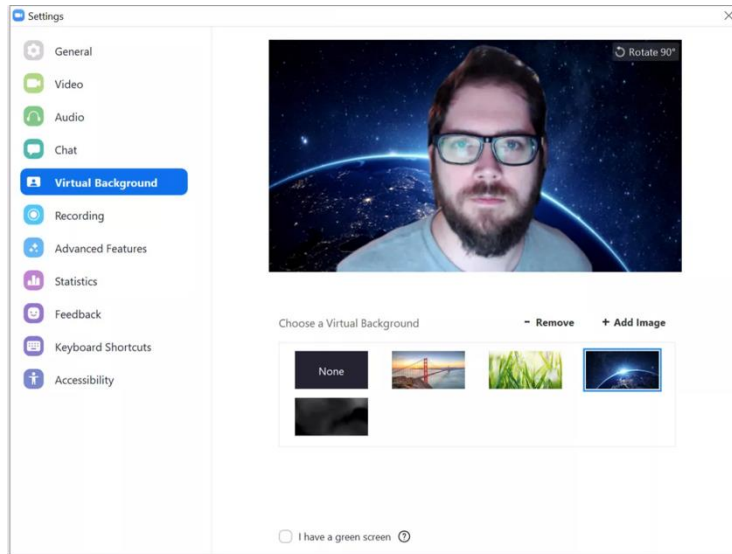
Meeting ID: 249 403 4979

Find your local number: <https://us02web.zoom.us/j/kdLCBqt77K>



ADD A VIRTUAL BACKGROUND

1. Click the ^ next to Stop Video. Click “Choose a Virtual Background”
2. In the Settings menu click “Virtual Background.”
3. In the Virtual Background menu click “Add Image”
4. Under your image click Add image to select an image on your device.
5. The background will appear in the behind you on the screen.



ZOOM PARTICIPANTS WINDOW



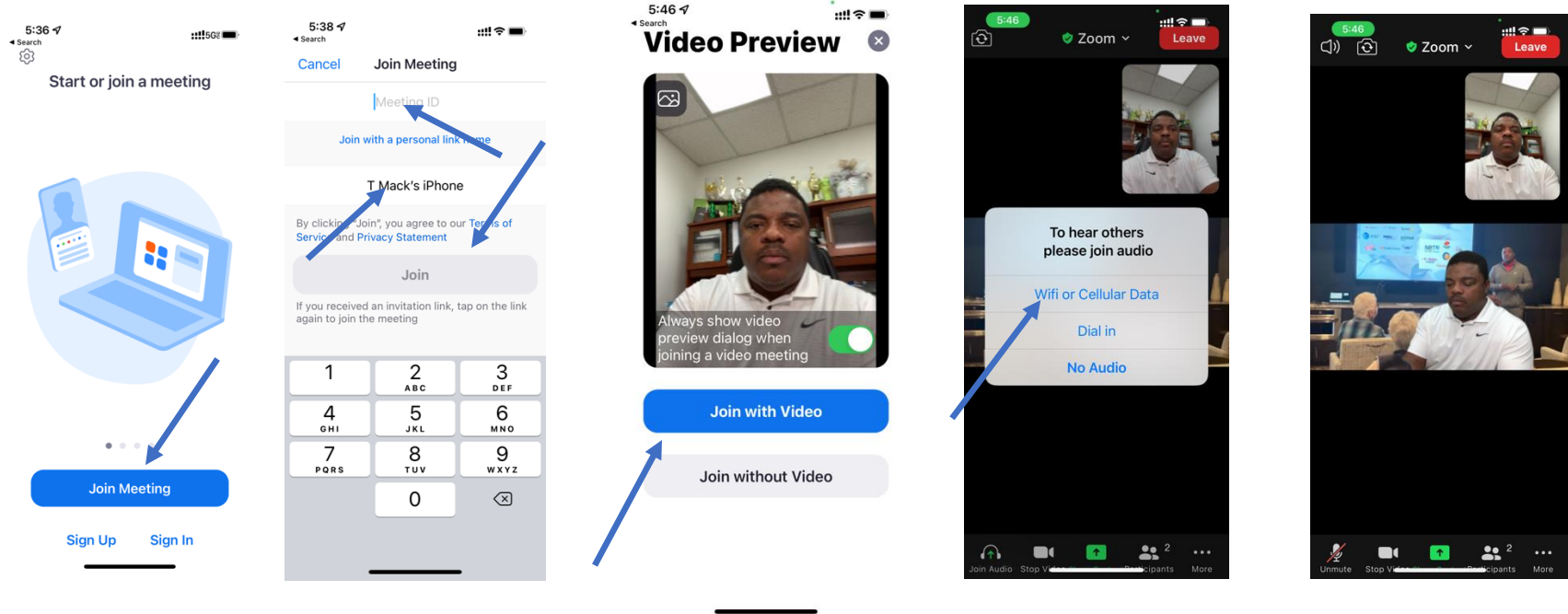
Make sure that your audio is muted. It should have a red line through it.

Click here to turn your own camera on or off

Click here to open the Chat feature

ZOOM EXERCISE

1. OPEN THE ZOOM APP ON YOUR PHONE OR COMPUTER
2. CLICK JOIN A MEETING. TYPE MEETING ID **249-403-4979** AND CLICK JOIN.





Facebook is the Internet's most widely used social network, with nearly 1 billion people using it to connect with old friends and meet new ones.

facebook



Devoted Health

2.6K likes · 3.5K followers



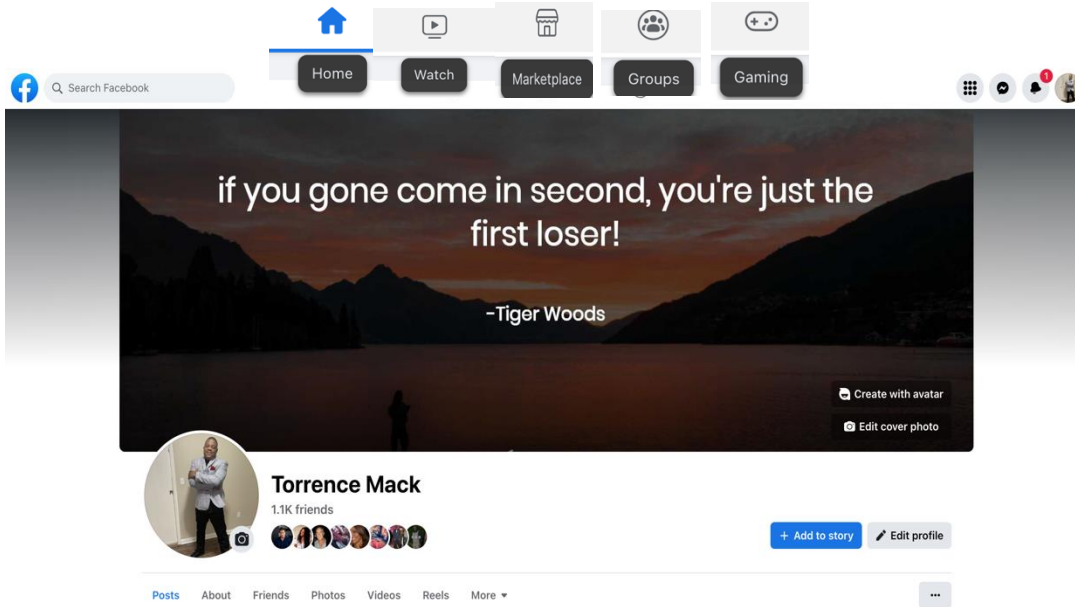
Learn More

Message

Like

[Posts](#) [About](#) [Mentions](#) [Reels](#) [Photos](#) [Videos](#) [More](#) ▾





Parts of the Facebook Profile Page

- **Timeline-** Your Timeline is where you can see your posts or posts you've been tagged in displayed by date.
- **Home Page-** Your home page is what you see when you log into Facebook. It includes your News Feed, the constantly updating list of posts from friends, Pages and other connections you've made.
- **About-** Lists information about you
- **Friends-** Shows all your Friends
- **Photos-** Displays all your photos
- **Cover Photo-** A cover photo is the larger photo at the top of your profile
- **Profile Photo-** Your current profile picture and cover photo are public, so they can be seen by anyone on or off Facebook.

1. My Facebook Profile Page is

<https://www.facebook.com/>_____

1. How many friends do I have?_____

NOTIFICATIONS OF COMMENTS


If a friend comments on your status update, or comments on a post after you have done so, you'll be notified in the top-right-hand menu by your notifications button lighting up.




The image shows a screenshot of the Facebook mobile app interface. At the top, there is a navigation bar with several icons: a home icon, a calendar icon with a red notification badge showing '2', a video icon with a red notification badge showing '9', a storefront icon, a group icon with a red notification badge showing '2', and a profile icon for 'Torrence'. To the right of the profile icon are three more icons: a plus sign, a WhatsApp icon, and a notification bell icon. A blue arrow points from the notification bell icon to the 'Notifications' section in the main content area. The 'Notifications' section is titled 'Notifications' and has a 'See all' link to its right. Below the title are two tabs: 'All' (selected) and 'Unread'. Under the 'All' tab, there are three notification items:

- New** (with a 'See all' link to the right):
 - Tia Nichelle, Margie Daniel and 2 other people like your video: "In a heartwarming display of..." 41 minutes ago
 - Margie Daniel, Tia Nichelle and 2 other people like your photo: "Look for TDM Technologies..." about an hour ago
 - You have a new post to see in Senior Resource Alliance of North Atlanta: "Join us for our..." 3 hours ago
- Friend requests** (with a 'See all' link to the right):
 - Cameo Rodriguez sent you a friend request. 2 days ago

At the bottom of the notification list, there are two buttons: 'Confirm' and 'Delete'.

POSTING






 What's on your mind?

 Live video  Photo/video  Life event

Default audience ✕


We care about your privacy and want to give you more ways to control who you share with in your community. Now you can set a default audience.

This will be your audience for future posts, but you can always change it for a specific post.


-  **Public**
Anyone on or off Facebook
-  **Friends**
Your friends on Facebook
-  **Friends except...**
Friends; Except: Michelle Cordelia Anderson
-  **Only me**
-  **Specific friends**
Only show to some friends






Done

Create Post ✕

 **Torrence Mack**
Public

What's on your mind?

 😊

Add to your post      ...

Post

HOW TO LIKE A COMMENT OR PHOTO

If you appreciate or agree with something that someone has posted, you have the ability to “like” his or her post. Above the comment box on most status updates is the **Like** button. Click it to show others that you’ve liked their post. The **Like** button also appears next to most comments that people leave on status updates, and you can “like” comments in the same way. Your friends and their friends can “like” status updates and comments that you make, too.



TDM Technologies International, LLC

July 21 · 🌐

Have a loved one that is smartphone challenged? Get them connected to one of our Zoom Smartphone Classes. Call us today for a schedule. 561-344-5188

#tdmtechtintl #devoted #verizonwireless #csi #att #tmobile #sprint #initialized #eldertech #xfinitymobile #metropcs #dedicated #chenmed #floridablue #wellcare #alwaysbestcare #brookdale #morselife #dadecounty #palmbeachcounty #browardcounty #southflorida #martincounty #baptisthealth #convivacare

SMARTPHONE CLASSES WITH ZOOM

- SHARING/RECEIVING PHOTOS WITH YOUR SMARTPHONE
- GETTING TO KNOW THE SETTINGS MENU
- SMARTPHONE 101 APPS/GPS NAVIGATION
- BACKING UP TO THE CLOUD/MAINTENANCE FOR SMARTPHONE
- BASIC FUNCTIONS OF YOUR SMARTPHONE
- TEXTING/EMAILING USING YOUR SMARTPHONE
- FACEBOOK/INSTAGRAM
- CALL TODAY TO SCHEDULE CLASSES 561-344-5188
- USING SOCIAL MEDIA TO STAY CONNECTED

TDM TECHNOLOGIES INTERNATIONAL www.tdmtechpc.com

29

People Reached

2

Engagements

Boost Post



1

1 Share

Like

Comment

Share



SEARCHING FOR FACEBOOK PAGES

Use the search box at the top to search for persons, places and things. When you click the “Like” you will be notified about any new posts or comments about the page you “Liked.”

The screenshot shows a Facebook search interface. At the top, the search bar contains the text "crandon golf at key biscayne". Below the search bar, a dropdown menu displays the search results, including a link to "See all results for crandon golf at key biscayne". The main content area shows a post from "CrandonGolf Sports Club" with a location of "70 miles · 6700 Crandon Blvd, Key Biscayne" and a status of "Open Now". The post also mentions "Nicole Dixon Scott, John Russell and 2 others were here". Below the post, there is a "Photos" section with a grid of six images related to golf, including a hand holding a golf ball, a golf course, and a basket of golf balls. The left sidebar contains various filters for the search results, including "POSTS FROM", "POST TYPE", "POSTED IN GROUP", and "TAGGED LOCATION".

Search results for "crandon golf at key biscayne":

- CrandonGolf Sports Club
- 70 miles · 6700 Crandon Blvd, Key Biscayne · **Open Now**
- Nicole Dixon Scott, John Russell and 2 others were here

Filters:

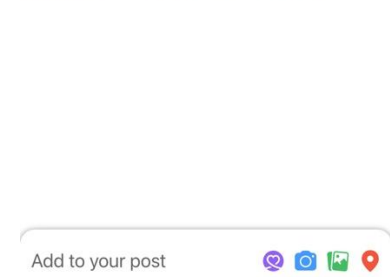
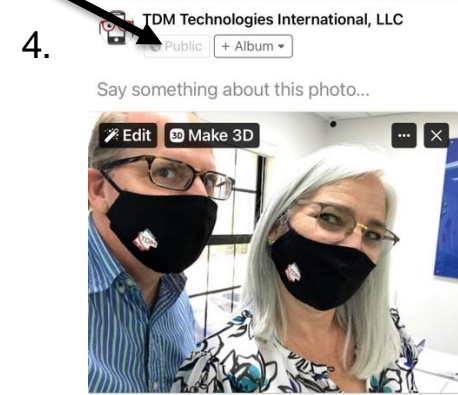
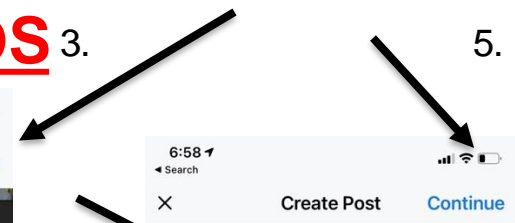
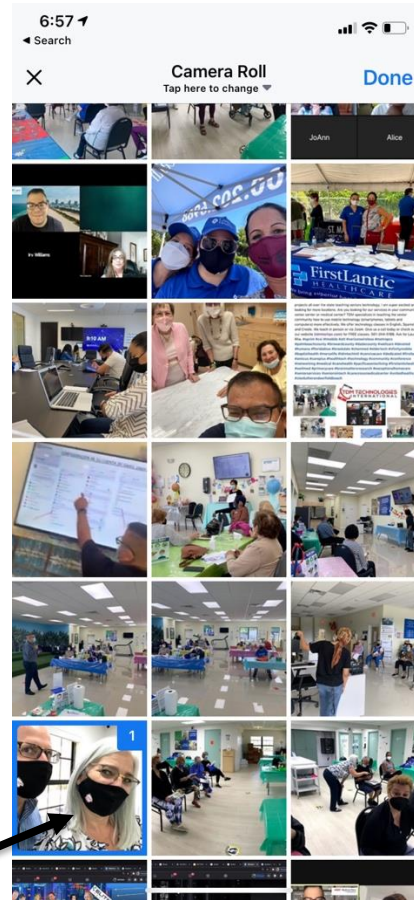
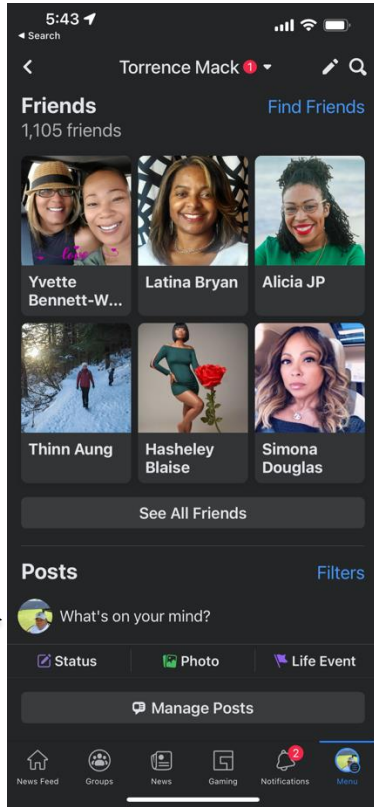
- POSTS FROM
 - Anyone
 - You
 - Your Friends
 - Your Groups and Pages
 - Public
 - Choose a Source...
- POST TYPE
 - All Posts
 - Posts You've Seen
- POSTED IN GROUP
 - Any Group
 - Your Groups
 - Choose a Group...
- TAGGED LOCATION
 - Anywhere
 - Miami, Florida




UPLOADING PHOTOS

1. Go to your Timeline
2. Click on Add Photo
3. Select Photo to upload

UPLOADING PHOTOS 3.



FRIENDS



Torrence Mack

1.1K Friends



Add to Story

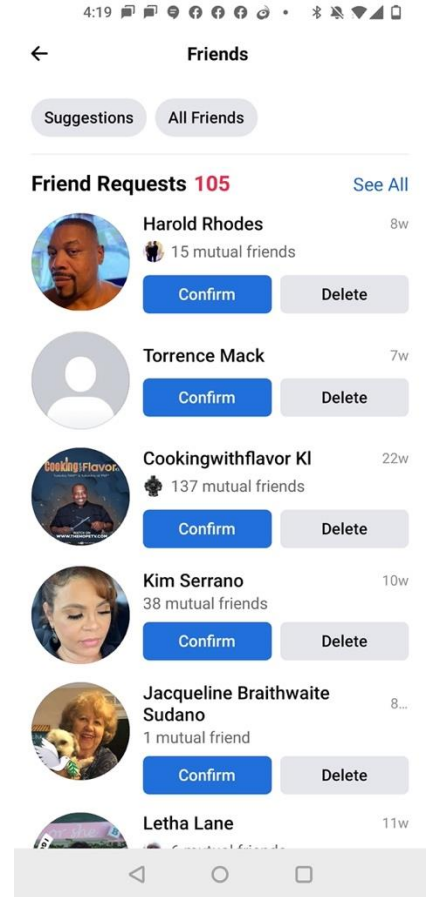


Edit Profile

Posts About Friends Photos Story Archive Videos More



Here you can:

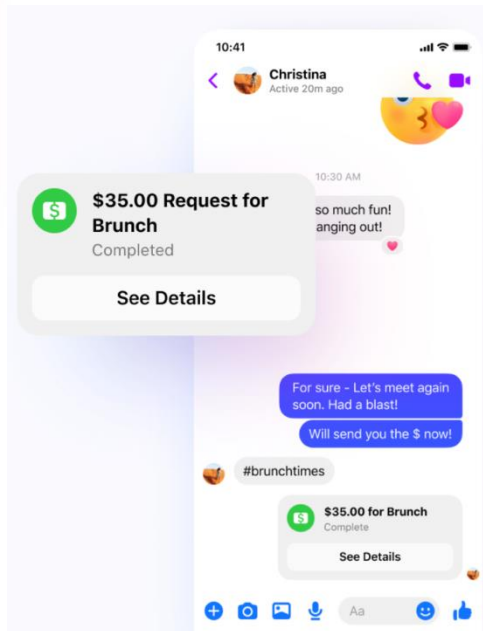
- Find Friends
- View Friend Requests
- View your Friends
- Unfriend
- Classify Your Friends





More ways to stay connected

Messenger has everything you need to feel closer to your favorite people.



Florida Blue

Insurance company

61K people like this including Telena Paris and 9 friends



[How do I make a payment?](#)

[How do I find my member ID card?](#)

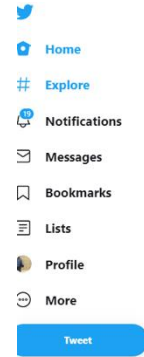
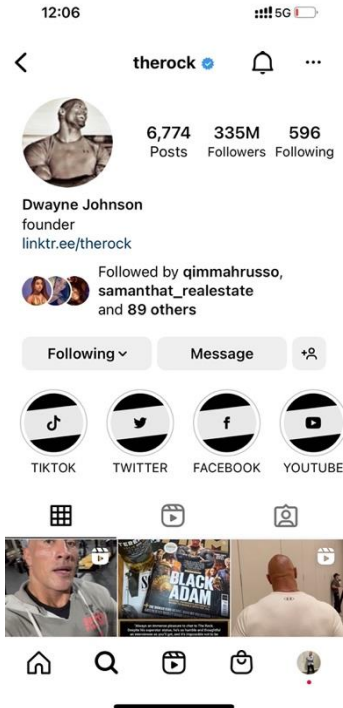
[How do I find a doctor?](#)

[I have an issue or question about my policy and need help](#)

You started a chat with Florida Blue. We use information from this chat to improve your experience. [Learn about chats with Pages and your privacy.](#)



Instagram was launched as a unique social networking platform that was completely based on sharing photos and videos.



Made exceedingly popular by “45”
 This social networking site enables you to post short text messages (called tweets), containing a limited number of characters (up to 280) increased from 140.

Important Instagram Terminology

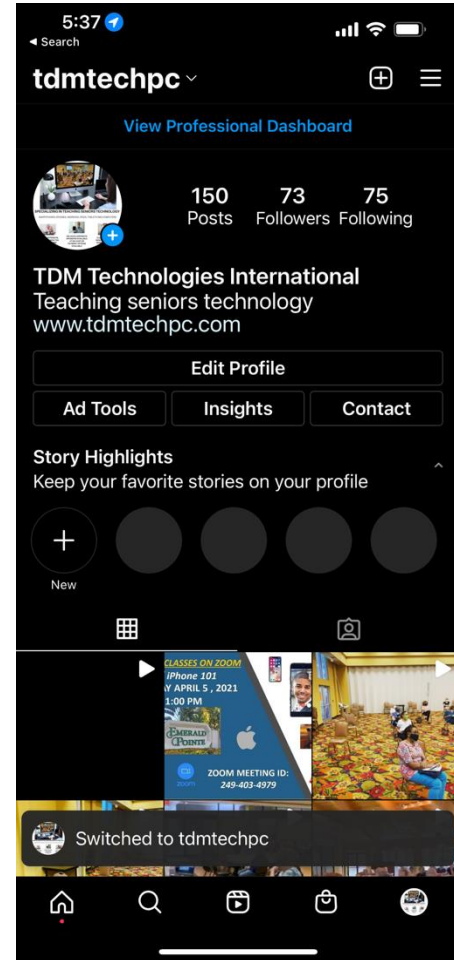
Username: Your username is how people recognize you on Instagram. When creating your account, you should be prompted to create a username. The name you choose follows the @ symbol and can include numbers, letters, periods and underscores.

Profile: Your Instagram profile is where you tell people who you are and what you like to post. When you click on the option “Edit your profile,” you can add your name as the heading of your bio and write whatever else about yourself you would like

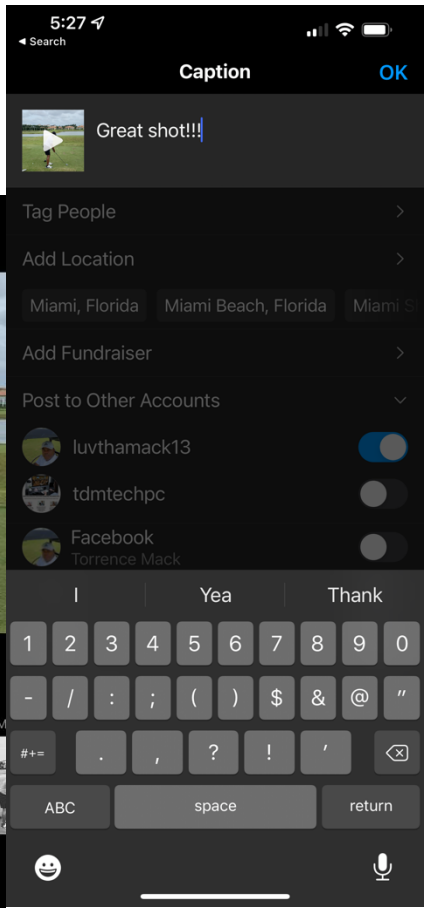
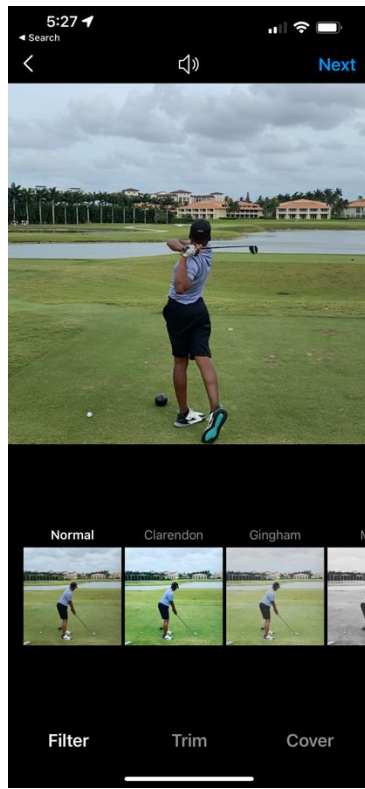
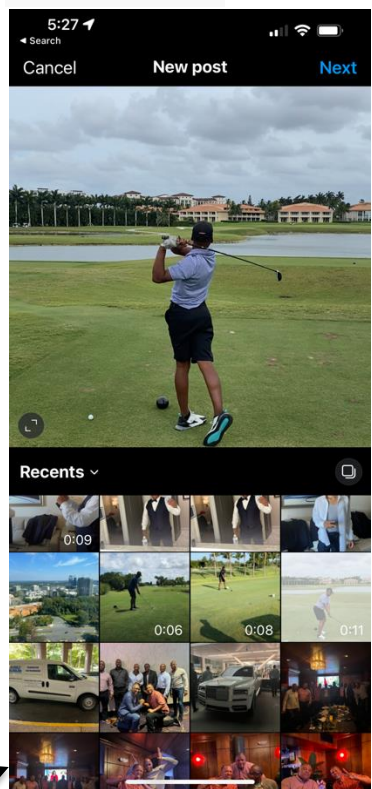
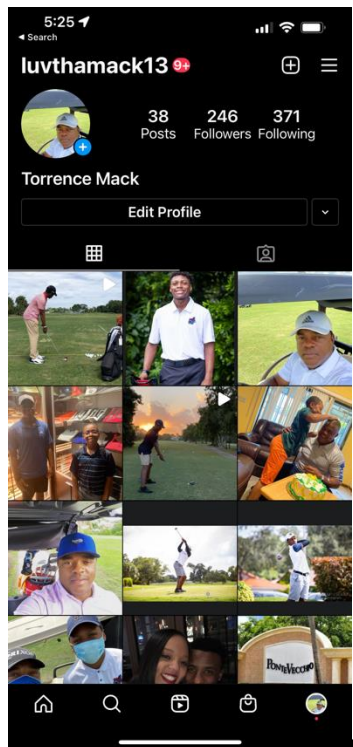
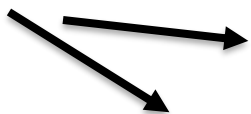
Post: Posts are the photos and videos you choose to share on Instagram.

Hashtag: Hashtags are used to give context to your post or comment.

Direct Message: **Direct Message** lets you send other accounts’ posts and personal messages to as many people as you would like. To share another user’s post, simply press on the paper airplane symbol and choose which profiles or group you want to send to. You may also include a message along



POSTING TO INSTAGRAM

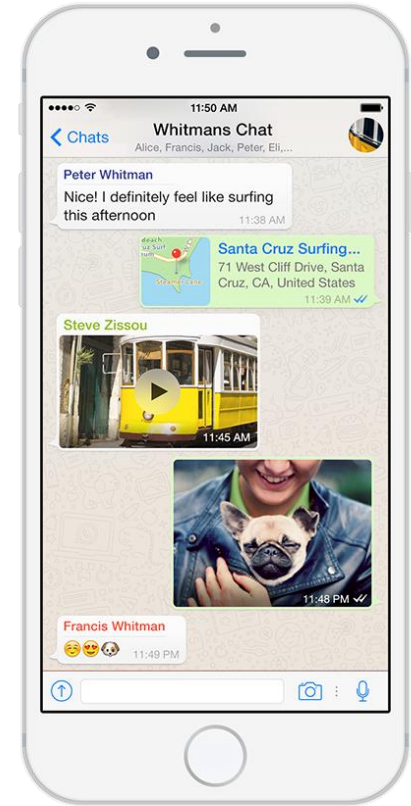
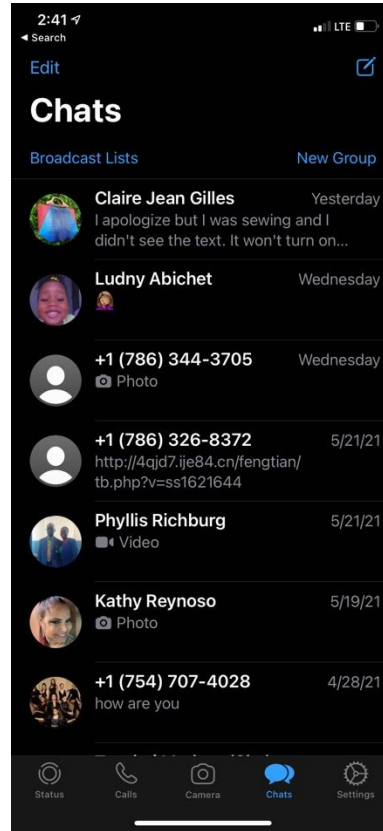




Getting started with WhatsApp

[WhatsApp](#) is a cross-platform messaging app for smartphones that allows you to **send text messages and make voice calls using your phone's Internet connection**. In addition to sending texts, you can send pictures, videos, documents, and voice messages.

Everything sent via WhatsApp is protected with **end-to-end encryption**, meaning no one else can read or listen to your messages or calls aside from you and the recipient. Best of all, it's completely free to use. All you need is an Internet connection.



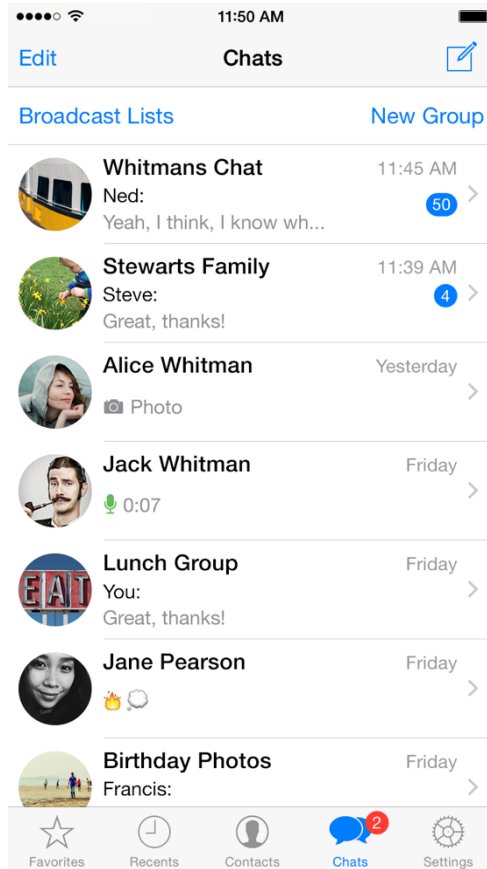
Text messaging

Now that you've downloaded WhatsApp and created an account, you're ready to start sending messages, photos, and more.

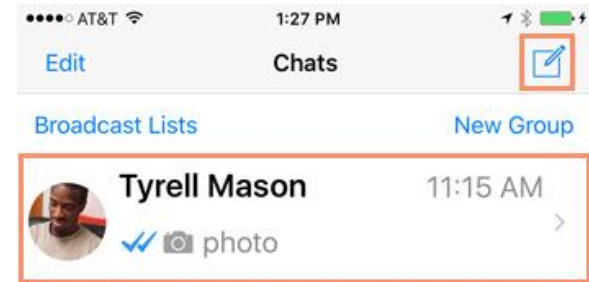
In order to message someone, that person will need to **be in your phone's contacts** and will need to also have a **WhatsApp account**.

You'll also need an **Internet connection** of some kind, whether it's through your cellular network or a Wi-Fi connection.

When you open WhatsApp, the **Chats** pane appears by default. On this pane, you can see a list of your **recent**



To begin a conversation, you can either tap someone's **name** or tap the **pen/paper icon** in the top-right corner of the screen and select a contact.



The chat interface



Back Button

Tap the **back** button to return to the **chats** pane and view all of your other conversations.

Forward Button

Tap the **forward** button to forward a photo or document to another person.

Send Media Button

Tap the **send media** button to share documents, your location, or contacts with someone. You can also take a picture or video from here, as well as send pictures and videos from your library.

Text Bar

Tap the **text bar** to bring up your keyboard. From here, you can type messages and send them.

Take Photo or Video

Tap the **take photo or video** icon to take a photo or video or to send photos from your library.

Voice Message Button

Hold down the **voice message** button to record a voice message. Release the icon when you're done and the voice message will be sent.



Call

Tap the **call** button to start a voice call with someone. If the contact doesn't answer, you can leave a **voice message**.

Conversation

This is where your **conversation** will be displayed, including any messages, photos, documents, and more that you've sent and received.

Read Receipt Icon

The **read receipt** icon will appear once the recipient has opened and read your message. If there is no icon shown, this means the person has not yet read your message; the contact also may have read receipts disabled.

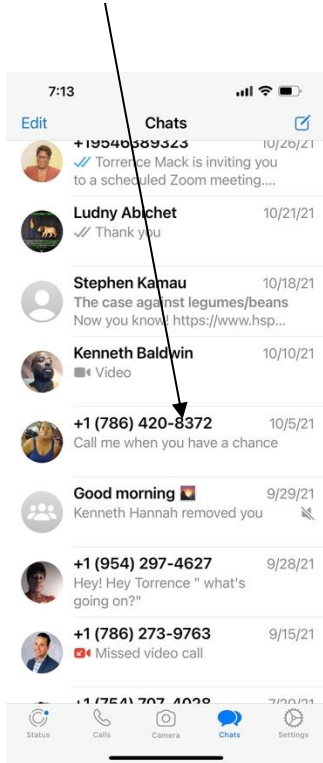
MAKE A WHATSAPP VIDEO CALL (iPhone/Android)

In addition to sending text messages, you can use WhatsApp to **make video or voice calls**. Because calls are made over the Internet, there will be no charges made or minutes used by your cellular plan. However, if you're not connected to a Wi-Fi network, voice calls will use up data from your data plan.

To start a **video or voice call**:

There are a few easy ways to make voice calls. Open the conversation of the person you'd like to call and tap the **call** button in the top-right corner of the screen.

Tap the **Name of the Contact** at the top of the screen. You will see the text, video or phone icon under the Contact's picture.

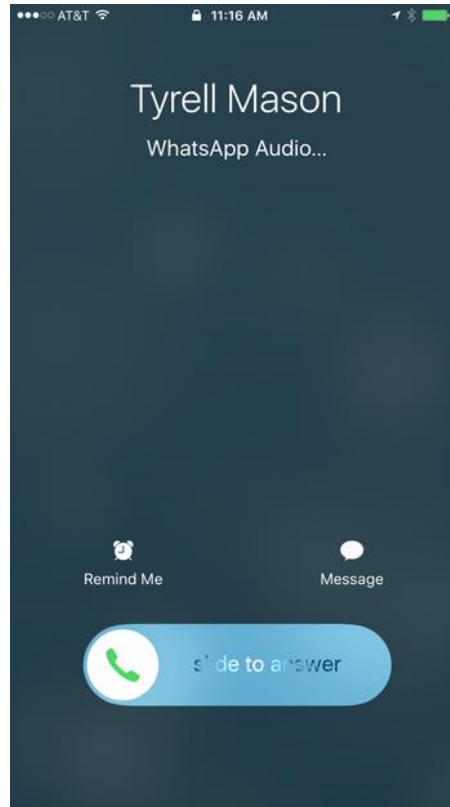


Incoming Video or Voice calls

To answer an incoming call:

When someone calls you via WhatsApp, it will either look like when you receive a regular phone call, or if you are in WhatsApp, it will display the contact.

Depending on your phone it will vary.





TABLETS VS LAPTOPS



Point your camera at the QR code.

Torrence D. Mack
IT Consultant

TDM Tech Intl, LLC
(561) 344-5188



OTHER SERVICES

- PRIVATE ONE ON ONE/SMALL GROUP LESSONS
- NEW COMPUTER/SMARTPHONE/iPad SETUP
 - REMOTE TECH SUPPORT
 - SMARTPHONE/iPad CONSULTANT



CLASSES OFFERED AT MANY LOCATIONS in FL, NC, SC, LA, GA
VISIT www.tdmtechpc.com for details!

Brief Introduction to Tablets and Laptops



Tablets and laptops are essential devices in today's digital age, each serving unique purposes and catering to different user needs. Tablets are highly portable, touch-screen devices ideal for media consumption, browsing, and light productivity tasks. They are perfect for on-the-go use, thanks to their lightweight design and long battery life.



Laptops, on the other hand, are designed for more robust computing tasks. They offer greater processing power, extensive storage options, and a full keyboard, making them suitable for professional work, gaming, and multitasking. Laptops provide the versatility needed for complex applications and are essential tools for many professionals and students.



Understanding the differences between these devices helps users make informed decisions based on their specific requirements and preferences.

MOST IMPORTANT COMPONENTS FOR LAPTOPS/TABLETS

When choosing or evaluating a TABLET OR LAPTOP, several key components determine its performance, usability, and overall value.

Here are the most important components to consider:

1. **Processor (CPU)**: The central processing unit (CPU) is the brain of the laptop

Determines the laptop's speed

- **Recommended Options**: Windows PC Intel Core (i5, i7, i9), Apple M1/M2 series.

2. **Memory (RAM)**:


- **Function**: Random Access Memory (RAM) temporarily stores data that the CPU needs to access quickly.

3. **Storage**:

- **Types**: Solid State Drive (SSD) and Hard Disk Drive (HDD).

SSDs are faster, more reliable

256GB SSD for basic use, 512GB more for professional and gaming use.



APPLE MACBOOK AIR/PRO



The MacBook Air is Apple's ultra-portable laptop designed to balance performance and convenience, making it an ideal choice for students, professionals, and casual users alike. Renowned for its sleek and lightweight design, the MacBook Air offers a host of features that cater to a wide range of computing needs.

The MacBook Pro is Apple's high-performance laptop designed for professionals and power users who require top-tier capabilities for demanding tasks. It combines cutting-edge technology with premium build quality, offering robust performance, an exceptional display, and advanced features that cater to a wide range of creative and professional needs.





WINDOWS PC LAPTOPS

The Lenovo logo, featuring the word "Lenovo" in white, sans-serif font on a red rectangular background.

Windows laptops are versatile and widely-used computing devices powered by Microsoft's Windows operating system. They come in various shapes, sizes, and configurations to suit diverse user needs, ranging from basic home use to professional-grade performance.



Touchscreens: Available on many models, especially 2-in-1 convertibles, providing intuitive interaction.

•**Ports:** Comprehensive options including USB (Type-A and Type-C), HDMI, Ethernet, SD card readers, and headphone jacks, enabling connectivity with a wide range of peripherals.



WHAT ARE CHROMEBOOKS?



**Web-based refers to applications, services, or content that are accessible through a web browser over the internet. Instead of being installed directly onto a user's device, web-based tools and services*

- Chromebooks are lightweight, ***web-based** laptops that run on the Chrome OS operating system developed by Google.

- They are designed for simplicity, security, and ease of use.

- Chromebooks have less local storage than most other laptops, usually between 16GB and 32GB of space.

KEY FEATURES OF CHROMEBOOKS

LOW COST

Chromebooks are generally more affordable than traditional laptops.

CLOUD BASED

Chromebooks rely heavily on cloud-based services, allowing users to store files and access applications online.

FAST BOOT-UP

Chromebooks have quick boot-up times, enabling users to start working within seconds.

AUTOMATIC UPDATES

Chromebooks receive automatic updates, ensuring they are always equipped with the latest features and security patches.



BENEFITS OF TABLETS

PORTABILITY

Lightweight and Compact: Tablets are designed to be thin and light, making them easy to carry around.

EASE OF USE

Touchscreen Interface: The intuitive touch interface makes tablets user-friendly, especially for tasks like browsing the web, reading, and playing games.

PRODUCTIVITY

With the right apps, tablets can handle email, document editing, and other productivity tasks. Stylus support on many models also allows for note-taking and drawing.

BATTERY LIFE

Extended Usage: Tablets generally have long battery life, often lasting a full day on a single charge, making them reliable for extended use without frequent recharging.

CAMERA

High-Resolution Cameras: Many tablets come with high-quality front and rear cameras, making them suitable for video calls, photography, and scanning documents.



TOP FIVE RANKED TABLETS



Apple iPad Air (2022)

Best iPad for Creators and Students

[Jump To Details](#) ↓

\$399.00 at Amazon
~~\$599.00~~ **Save \$200.00**



Apple iPad (10th Generation, 2022)

Best iPad for Most People

[Jump To Details](#) ↓

\$334.00 at Walmart
~~\$449.00~~ **Save \$115.00**



Amazon Fire HD 10 (2023)

Best Amazon Tablet Overall

[Jump To Details](#) ↓

\$94.99 at Amazon
~~\$139.99~~ **Save \$45.00**



Samsung Galaxy Tab S9 FE+

Best Midrange Android Tablet

[Jump To Details](#) ↓

\$549.99 at Amazon
~~\$599.99~~ **Save \$50.00**



Samsung Galaxy Tab A9+

Best Affordable Android Tablet

[Jump To Details](#) ↓

\$219.99 at Amazon
~~\$269.99~~ **Save \$50.00**





EMPOWERING SENIORS TO BE SMARTPHONE SAVVY



Torrence D. Mack
IT Consultant

TDM Tech Intl, LLC
(561) 344-5188

Icons of various smartphones and tablets are arranged around the text.

OTHER SERVICES

- PRIVATE ONE ON ONE/SMALL GROUP LESSONS
- NEW COMPUTER/SMARTPHONE/iPad SETUP
 - REMOTE TECH SUPPORT
 - SMARTPHONE/iPad CONSULTANT



CLASSES OFFERED AT MANY LOCATIONS in FL, NC, SC, LA, GA
VISIT www.tdmtechpc.com for details!

iPhone or Android?

 Apple



Motorola
LG
ZTE
Samsung
Huawei
Google
HTC

“iPhones complement their sleek designs with intuitively simple operation. The iOS interface is not only ultra-easy to master but also among the best for accessing music, videos, games, and other content.”

Consumerreports.org

“If you want a wide choice of phones, you've come to the right OS. Google's Android platform supports the largest variety of hardware from handset makers.”

Consumerreports.org

THINGS YOU SHOULD BE ABLE TO DO WITH YOUR SMARTPHONE

MAKE PHONE CALLS-*

Adding contacts, call waiting, 3-way calling



TEXTING- *

With your smartphone you should be able to send and receive text messages (SMS/MMS) as well as save photos from text messages and attach photos to text messages. Send a group text.


TAKE PICTURES/VIDEOS-*

You should be able to take pictures and video with your smartphone as well as use the timer, flash and change the mode of your camera. Locate your pics, cut and crop and screenshot. Using QR Codes.



PLAY GAMES/DOWNLOAD APPS

You should be able to download apps from your App store.



USE THE SETTINGS MENU

WIFI, BLUETOOTH, SOUNDS, DISPLAY, ETC...

SEARCH THE WEB



With the browser or Google Search app, you should be able to perform a search on your smartphone.

GPS APPS (WAZE/GOOGLE MAPS)-*

You should be able to successfully use your GPS app to get directions to any location.



BACK UP TO THE CLOUD

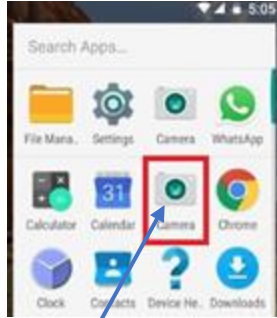
You should have a backup mechanism in place to backup your photos.



PERFORM BASIC MAINTENANCE

You should be able to clear your cache and your browser history. Close open windows.


USING THE CAMERA



Take a Picture

You can take high-resolution pictures using your phone's camera.

1. Tap **Camera** and use the display screen as a viewfinder by aiming the camera at the subject.
2. Tap the shutter button to take the picture
3. There is an icon on the camera that allows you to activate the selfie camera or the rear camera.



Note:

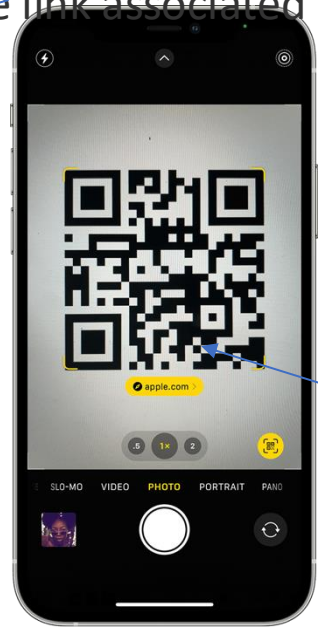
After you take a picture with your camera or save a picture from a text message, the photo goes to the Gallery (Android) or Photos (iPhone).



Scan a QR code with your iPhone, iPad, or iPod touch

1. [Open the Camera app](#) from the Home Screen, Control Center, or Lock Screen.
2. Select the rear facing camera. Hold your device so that the QR code appears in the viewfinder in the Camera app. Your device recognizes the QR code and shows a notification.

To use the notification to open the link associated with the QR code.



OLDER IPHONES





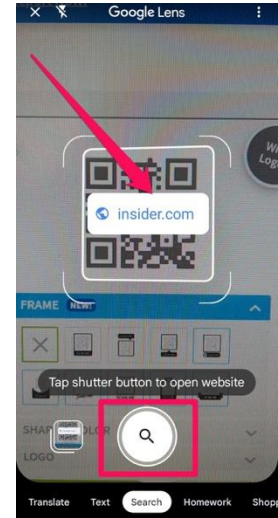
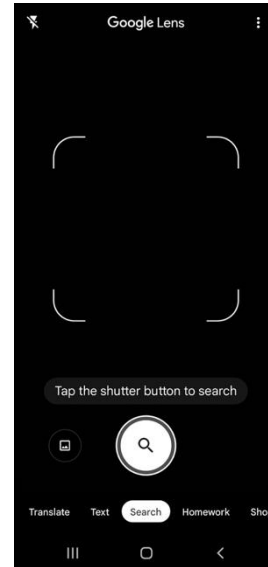
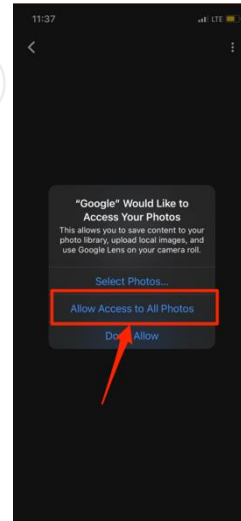
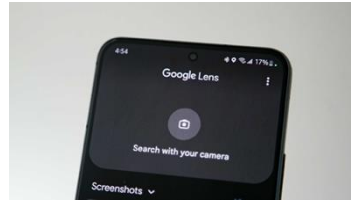
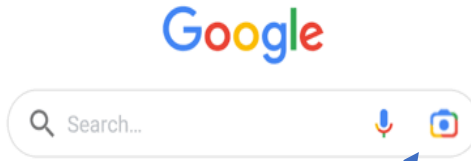
WHAT IS A QR CODE?

A QR code is a 2-D barcode that can be digitally read by smartphones. QR codes contain information just like barcodes. They can be used to make a call, send a message or email, or even open a website.

Some Android smartphones have a QR reader built into their smartphone. Others can use the Google Search to search the QR code.

OLDER ANDROIDS IF CAMERA FUNCTION DOESN'T WORK
OR
IF YOU CHOOSE TO USE THE GOOGLE SEARCH

NEWER ANDROIDS
WITH QR SCANNER
BUILT IN CAMERA



ANDROID





TEACHING SENIORS TECH

tdmtechpc.com



Point your camera at the QR code.

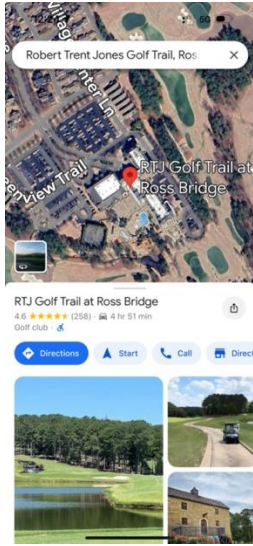
YOUR SMARTPHONE IS POWERFUL



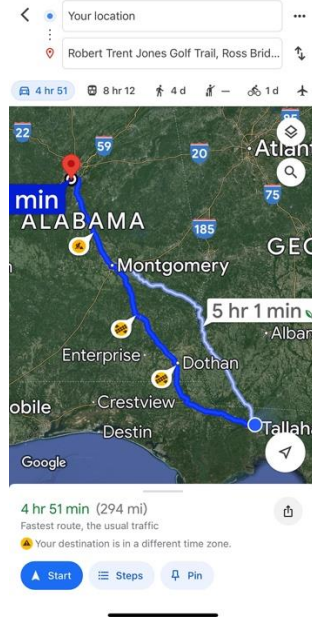
YOUR SMARTPHONE OR TABLET IS POWERFUL. YOU CAN USE IT TO FIND OUT ANY INFORMATION YOU WANT, COMMUNICATE WITH OTHERS VIA TEXT, PHONE, EMAIL OR SOCIAL MEDIA.



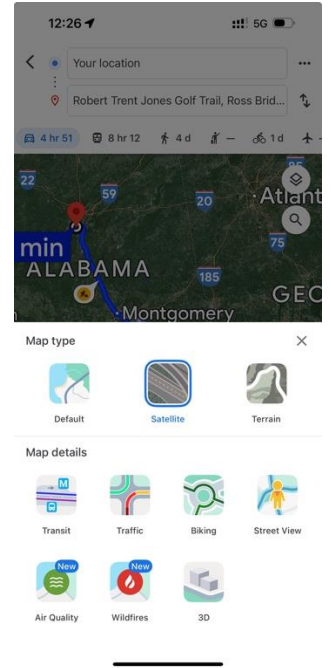
1. SEARCH PARTS OF GOOGLE MAPS



2. DIRECTIONS

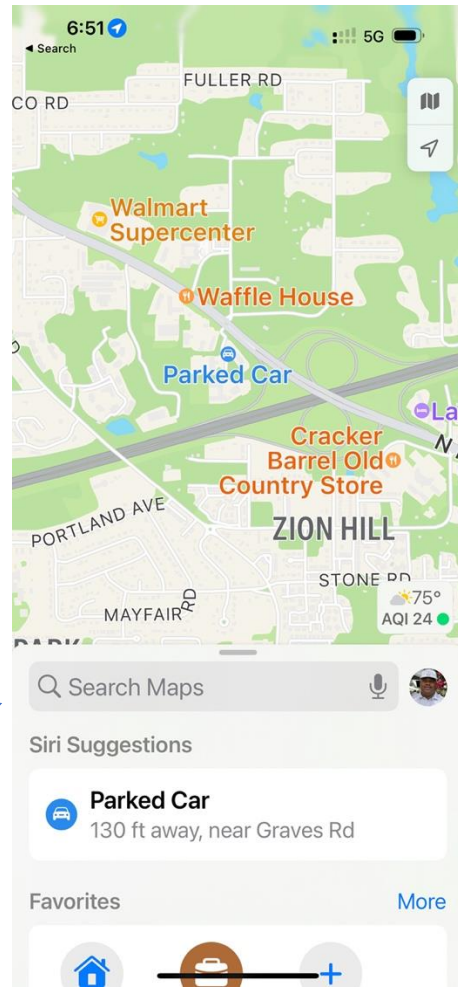


3. MAP VIEWS





PARTS OF APPLE MAPS



MAP VIEWS





Waze - GPS, Maps, Traffic Alerts & Live Navigation

Waze Maps & Navigation

★★★★★ 8,117,855


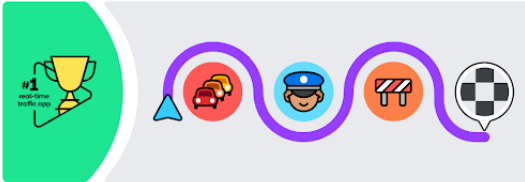
Everyone

Contains Ads

This app is available for all of your devices

Installed

Get the best routes with real-time alerts for traffic, police, accidents & more



ETA

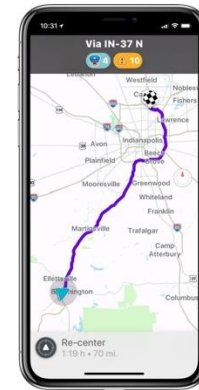
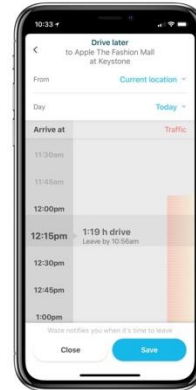
If someone needs to know where you are and how long it will take you to get there, tap on the bar at the bottom of the Navigation screen then tap on “Share drive.” From there you can share your location, arrival time, and more

WAZE

Find out when to leave

Want to beat the traffic? Type in your location, then tap “Find the best time to leave” at the top of the screen. The app will then show you times when traffic will be at its worst so you can plan

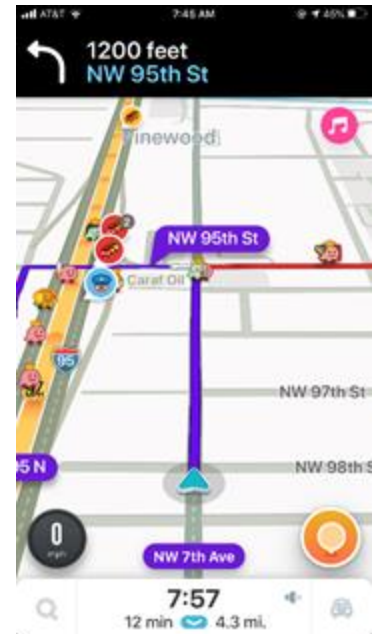
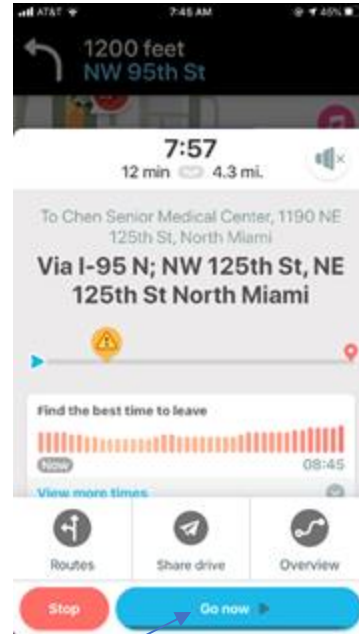
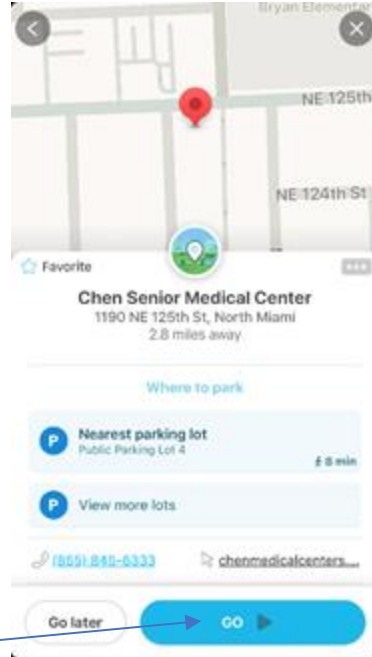
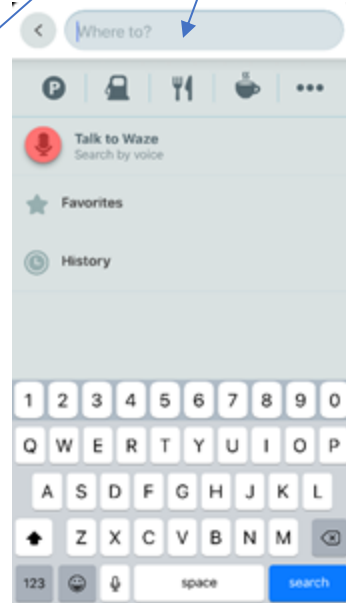
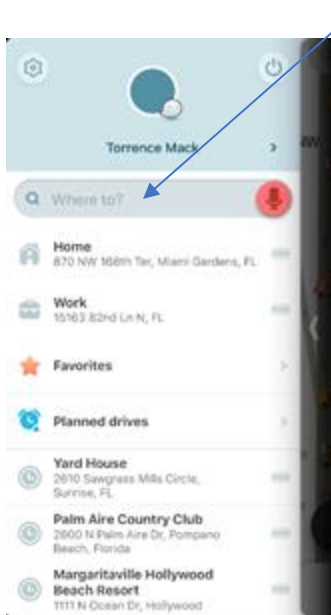
when to leave to avoid gridlock.



WAZE

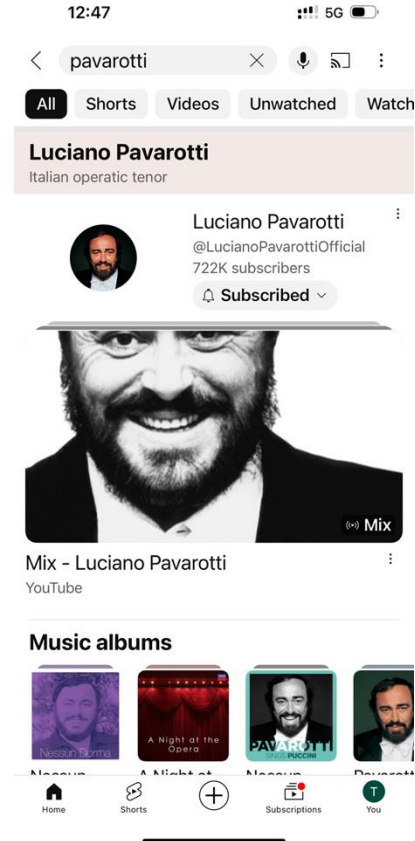
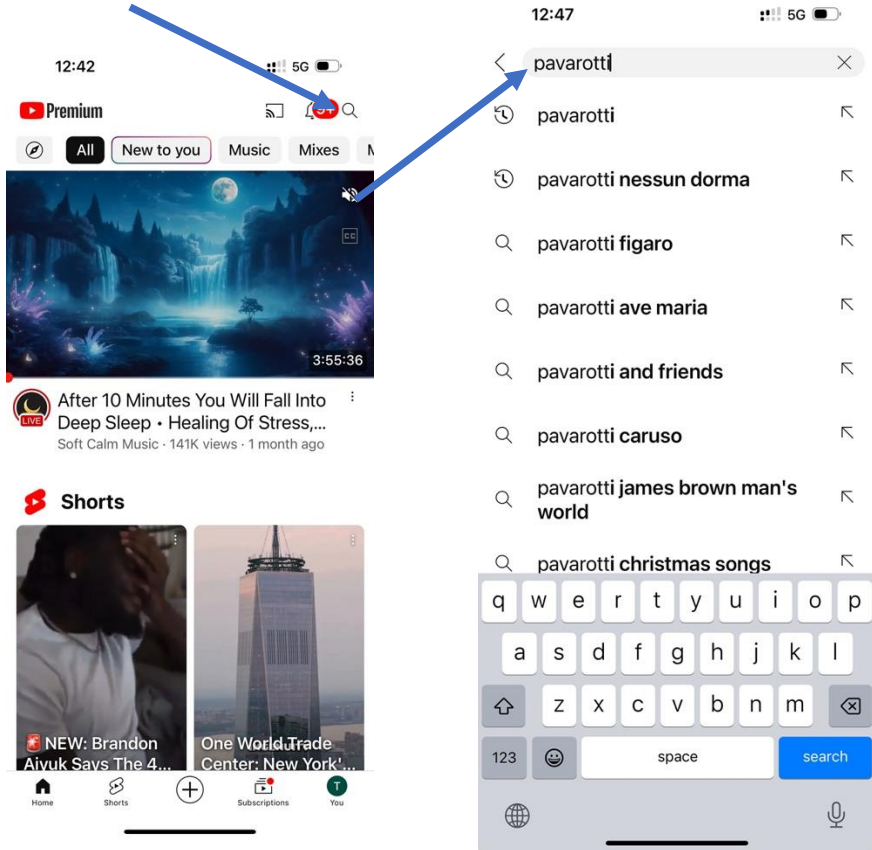


Waze is a free, ad-supported interactive navigation app with benefits. Not only does it use your GPS-equipped smartphone to calculate routes from one place to another, Waze also uses social media-based crowdsourcing to alert you to what to expect while you're on the road. Drivers on the Waze platform act as the road's eyes and ears to alert fellow drivers about traffic, police, accidents, detours, speed traps, construction, and anything else that's happening nearby or on your route.





YouTube is an American online video sharing platform owned by Google.



YOUTUBE

COMMERCIALS


YOUTUBE PREMIUM

What's included with YouTube Premium? With a YouTube Premium membership, you can watch ad-free videos on YouTube. Plus, you can download videos to watch offline—and you can play videos in the background while you use other apps.



THE SETTINGS MENU

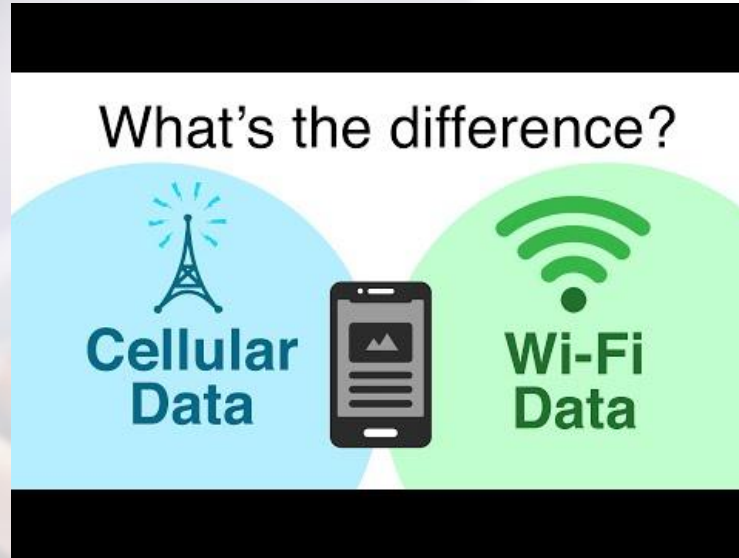
- **TURN ON/OFF WIFI
ACCESS TO WIRELESS
NETWORKS**
- **ADJUST SCREEN TIMEOUT**
- **SOUNDS AND DISPLAY**
- **PHONE MODEL AND
STORAGE**



DIFFERENCE BETWEEN CELLULAR DATA AND WIFI?

Cellular data is part of the subscription to your phone company (AT&T, Sprint, T-Mobile, etc..)

Depending on your plan you may be charged for going over your data usage.

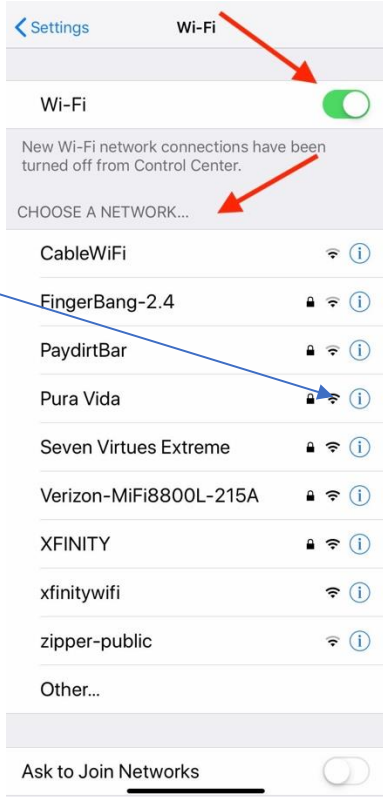


Wi-Fi data is provided as a part of your home internet or is free at many locations.

Wi-Fi also provides a high rate of speed for use of the internet and downloads, etc..



TYPES OF WIFI



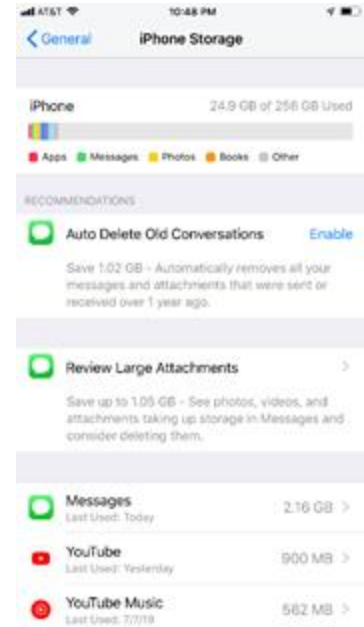
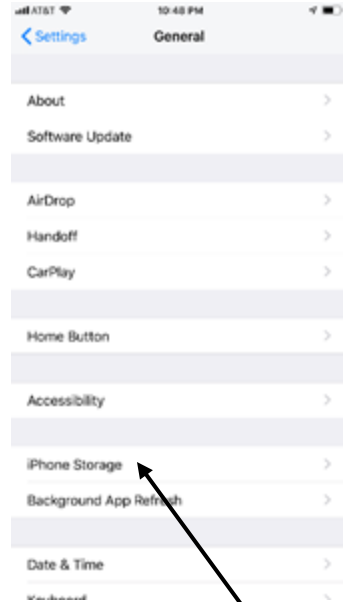
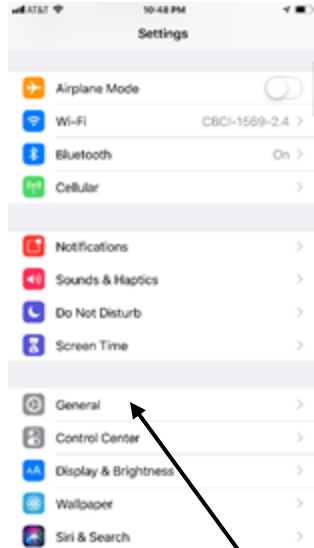
CLOSED

OPEN

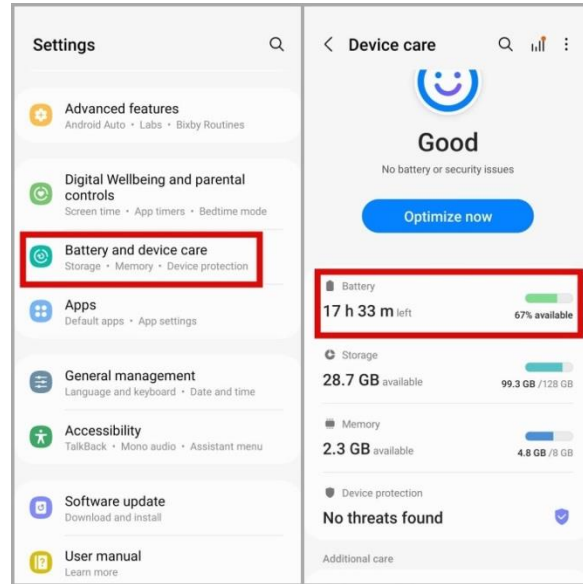
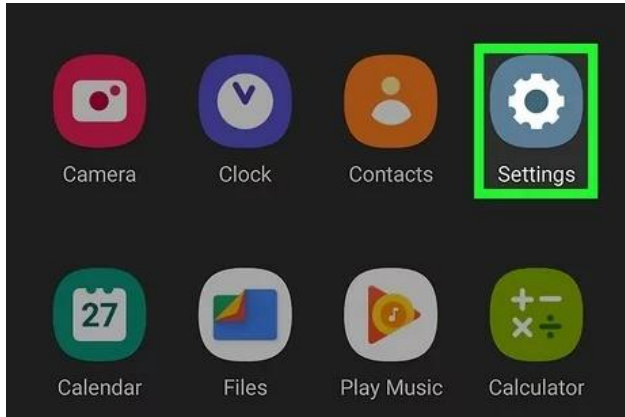
Closed Wi-Fi: A closed Wi-Fi network, also known as a secured network, is protected by a password. To connect to a closed network, you need to enter the correct password, which acts as a barrier to prevent unauthorized access. Closed Wi-Fi networks are commonly used in homes, offices, and private spaces where the network owner wants to restrict access to authorized users only.

Open Wi-Fi: An open Wi-Fi network is one that does not require a password or any form of authentication to connect. This means that anyone within the range of the network signal can easily connect to it without any barriers. Open Wi-Fi networks are often found in public places like cafes, airports, libraries, and hotels, where the goal is to provide convenient internet access for guests and visitors. While open Wi-Fi networks are convenient, they come with security risks. Since there's no password required, these networks are more susceptible to unauthorized access, data interception, and potential cyberattacks. It's essential to exercise caution when using open Wi-Fi networks, especially when handling sensitive information such as passwords, financial data, and personal details.

LOCAL STORAGE CAPACITY IPHONE



LOCAL STORAGE CAPACITY ANDROID



NOTE: ON SOME VERSIONS OF ANDROID, THE STORAGE IS LOCATED UNDER **BATTERY DEVICE CARE** IN THE SETTINGS MENU

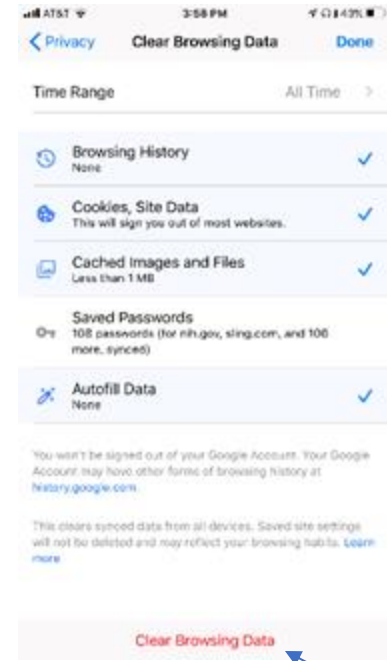
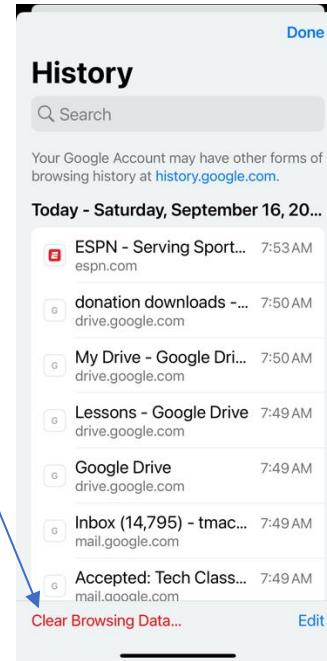
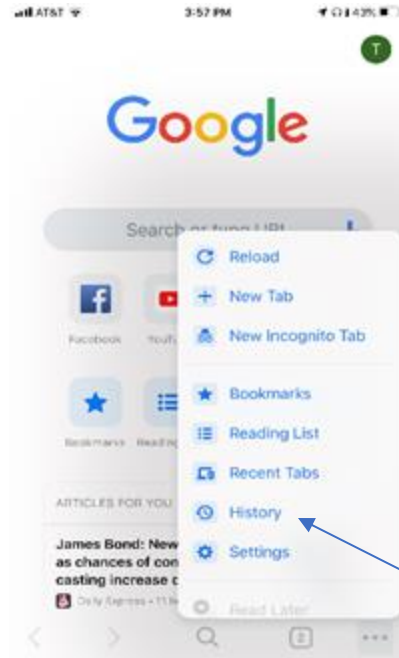
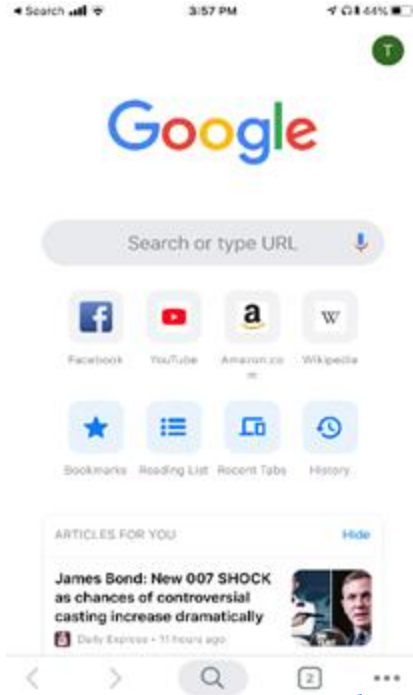
Which factors should we consider when we buy a mobile phone?

To help you with your decision-making, here are a few handy tips on factors you should consider:

- Memory (Storage). ..._____ (**128GB min.**)
- Camera. .(MP).._____
(For *high resolution* cameras, Look for **Ultra, Max, Pro, XL**)
- Display. ..._____ (**FOLD/FLIP**)
- Operating System. ..._____
Newer devices (**Android 13 or iOS 16**)
- Cost._____
(**Price Range \$399-\$1599**)



CHROME BROWSER



Chrome: how to delete cookies in Chrome on your iOS or Android device

1. On your device, launch the Chrome app.
2. At the top or bottom right, tap on the three dots, scroll down and then select "Settings."
3. Under settings, tap "Privacy" then "Clear browsing data."
4. Select items you wished to be cleared.
5. Tap on "Clear browsing data."
6. Then select "Done."



iOS (iPhone/iPad)

SAFARI BROWSER



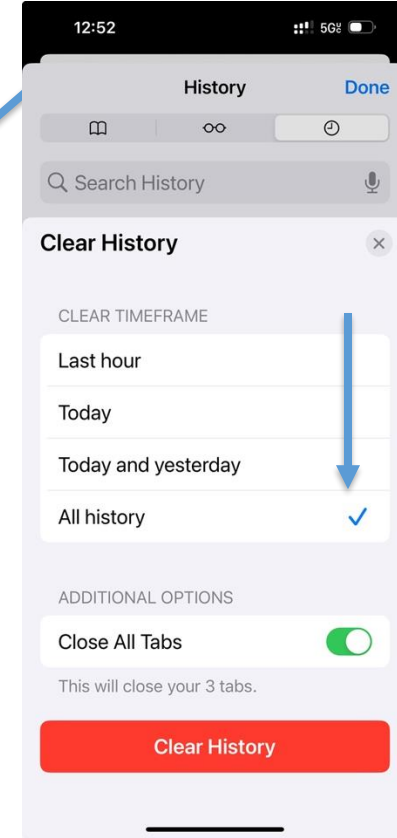
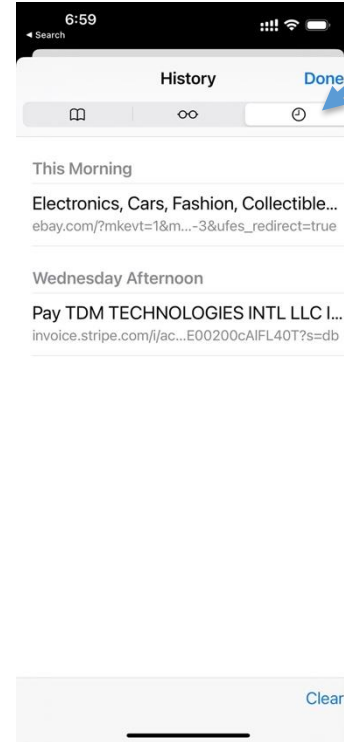
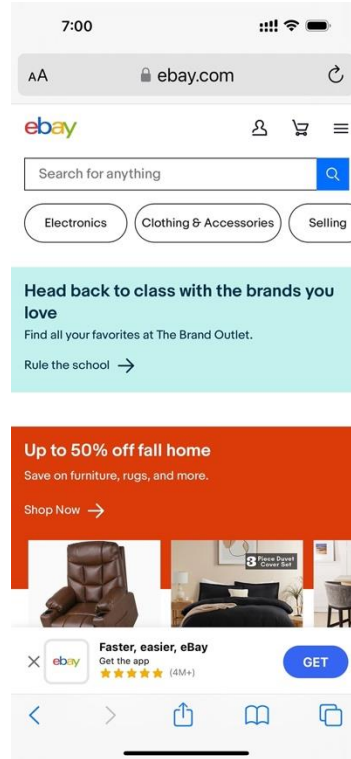
HOW TO

Step 1: OPEN SAFARI

Step 2: CLICK THE
BOOKMARK ICON

Step 3: CLICK THE
HISTORY ICON (CLOCK)

Step 4: Click clear,
Select All History,
Close All Tabs



TEXTING



AVOID CLICKING THE LINKS ON TEXT MESSAGES

Watch out for suspicious links. Most scam text messages contain a link for you to click on. Scammers hope their message will cause you to feel so scared or excited you'll click the link without thinking. Some of these links could download malware onto your device. Others may lead you to look alike websites where scammers hope to harvest your personal information, login ID, and passwords.



Text Message
Yesterday 7:26 AM

Dear Torrence Mack!
Congratulations, your credit
has been approved finally.
Go to your account to get
further information.
[https://loginppr.me/
AJCYTsgY](https://loginppr.me/AJCYTsgY)

The sender is not in your contact list.
[Report Junk](#)

Text Message
Yesterday 6:52 PM

Free Msg: Your bill is paid for
March. Thanks, here's a little
gift for you: [wszd10.xyz/
EXaGt08TrG](https://wszd10.xyz/EXaGt08TrG)



Text Message
Sep 19, 2018, 10:09 AM

You've been nominated! See
more:

IOS: apple.co/2NVHtFY

Android: [play.google.com/store/
apps/developer?
id=IRL+App&hl=en](https://play.google.com/store/apps/developer?id=IRL+App&hl=en)

opt out reply NO

Scammers often
create a sense of
excitement &
surprise

Don't reply —
even if the message
claims it's a way to
opt out

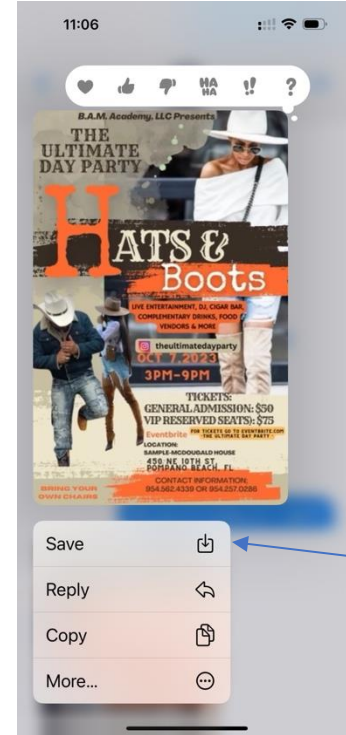
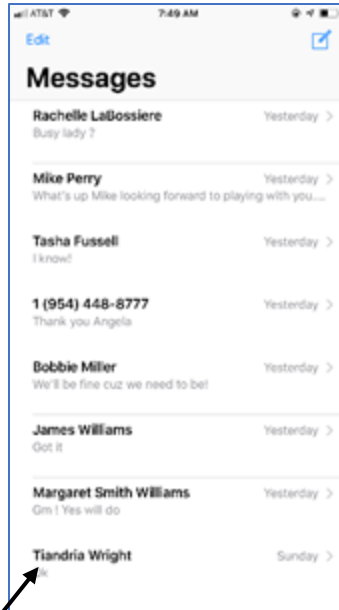


SAVING PHOTOS **FROM TEXT MESSAGES**

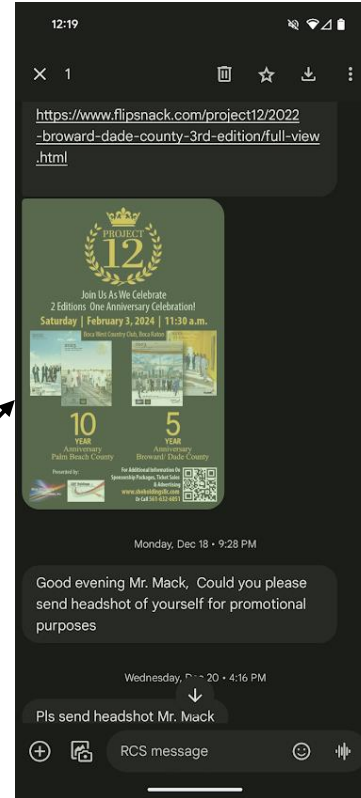
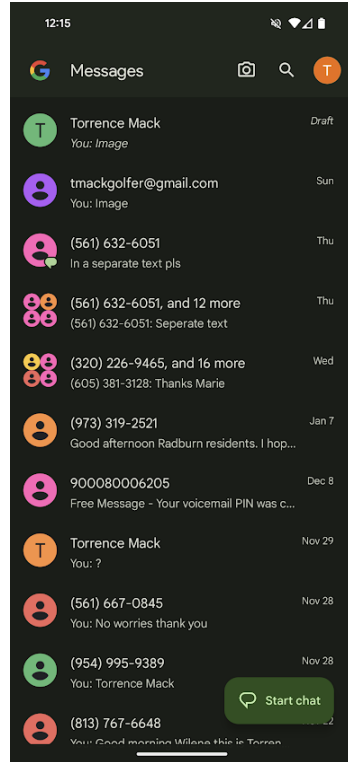



Pictures that are taken with your camera or saved from text messages, are stored in the Gallery (for Android) or Photos (for iPhone).

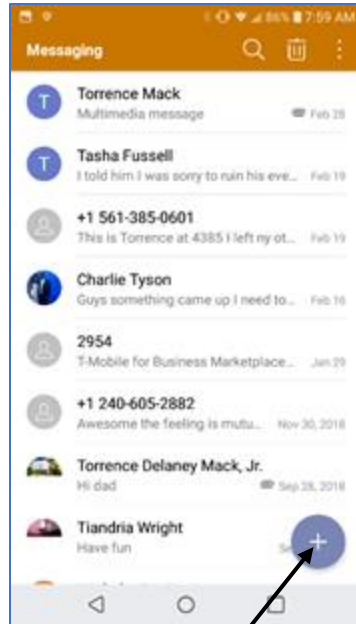
SAVING A PHOTO FROM A TEXT MESSAGE (iPhone)



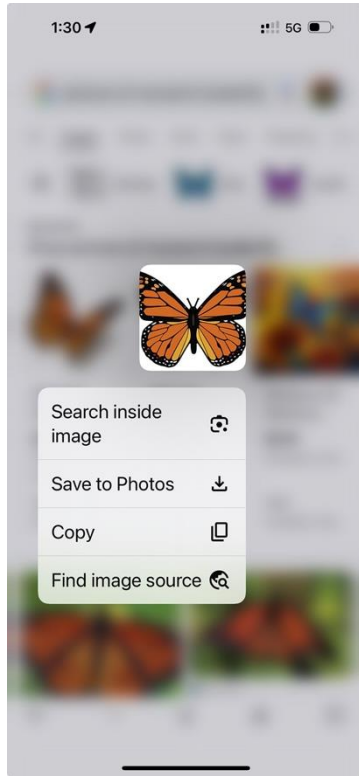
SAVING A PHOTO FROM A TEXT MESSAGE (Android)



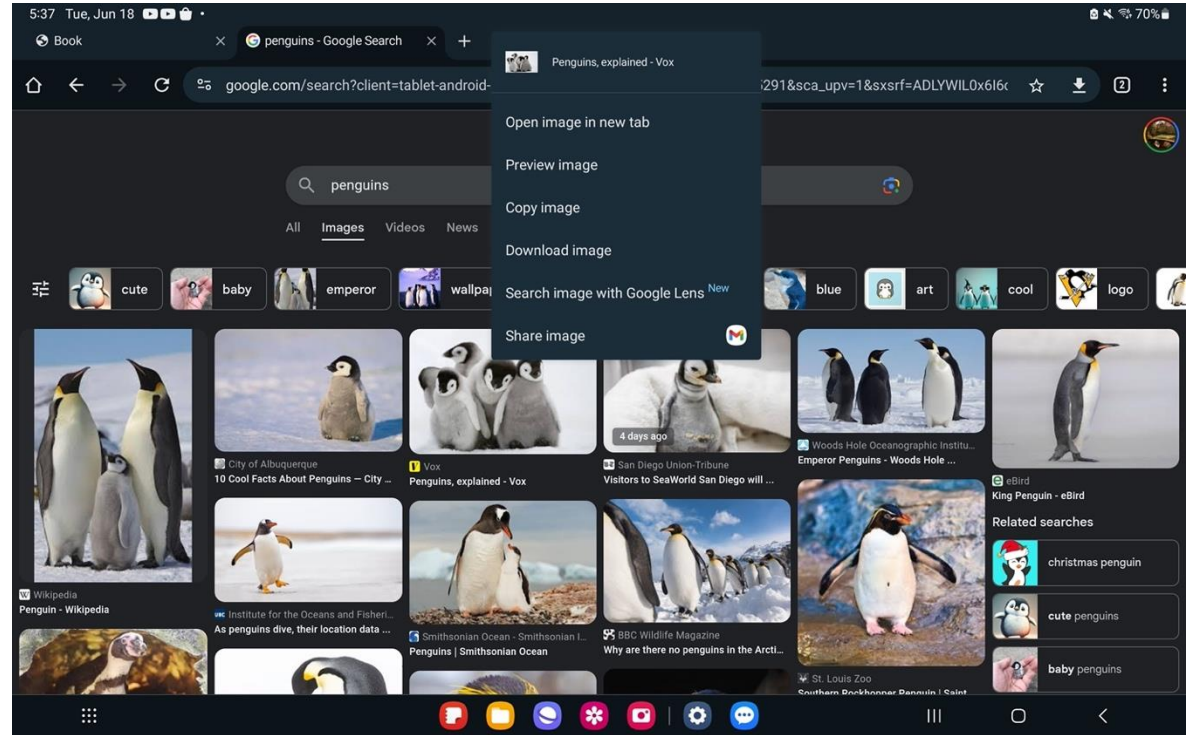
SAVING A PHOTO FROM A TEXT MESSAGE (Android)



COPYING PICTURES

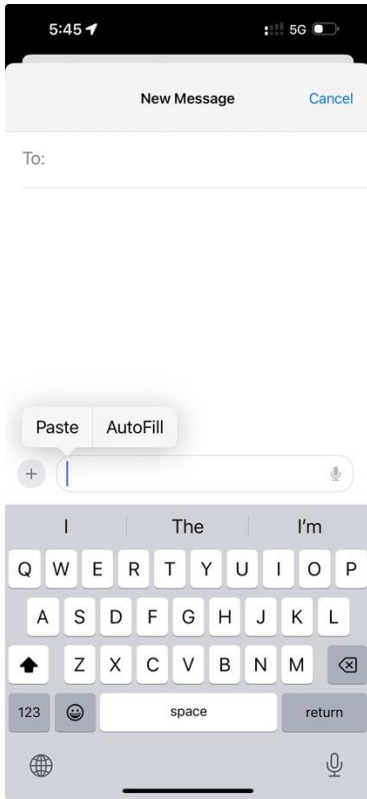


iPHONE

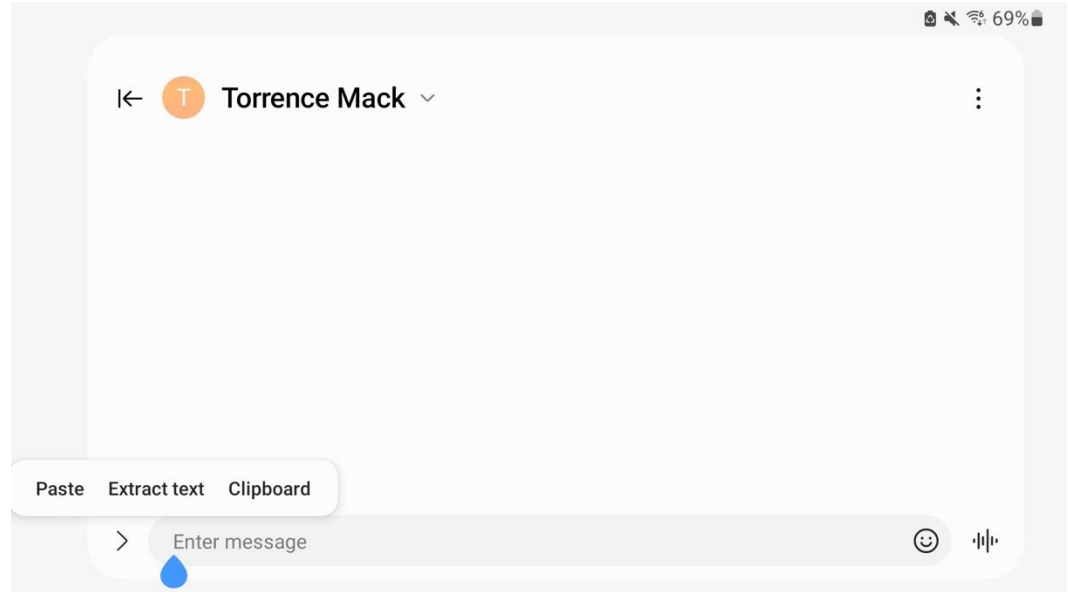


ANDROID

PASTING PICTURES VIA TEXT/EMAIL




iPHONE

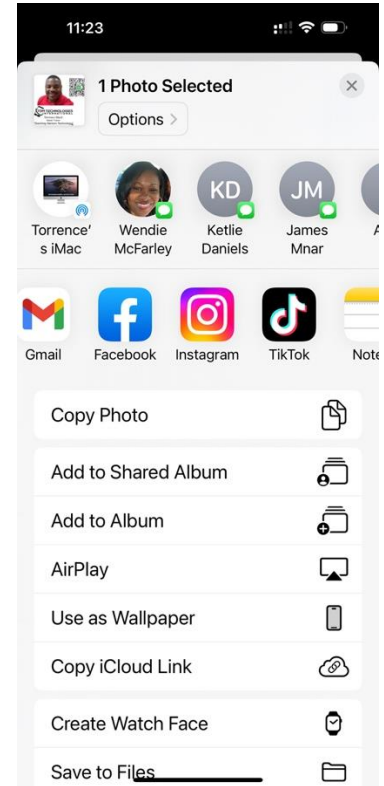
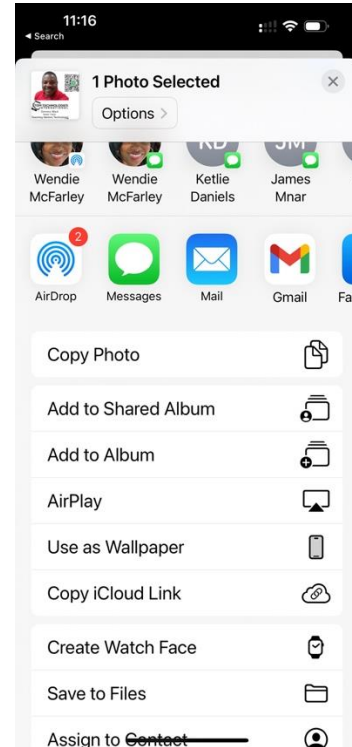
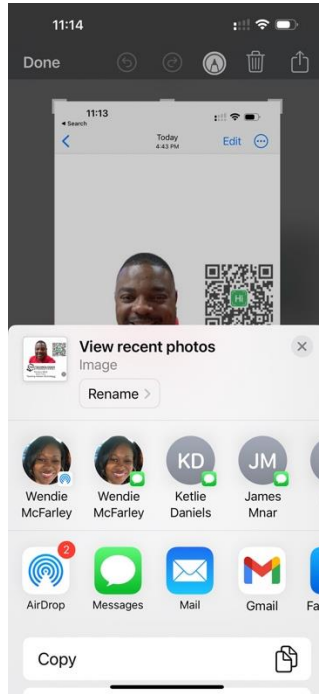

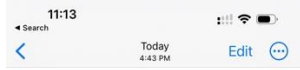
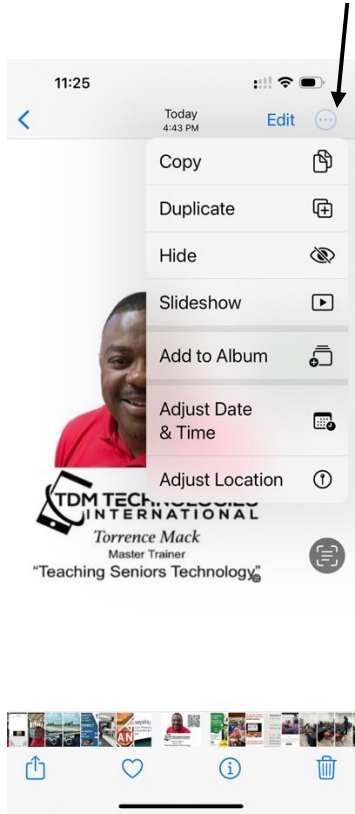


ANDROID


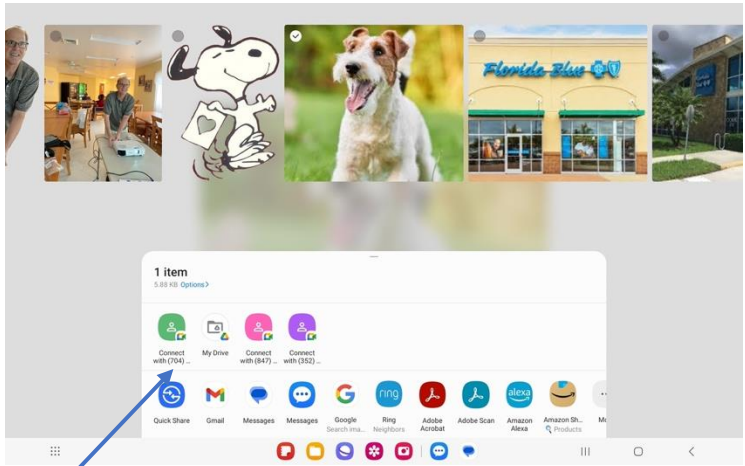

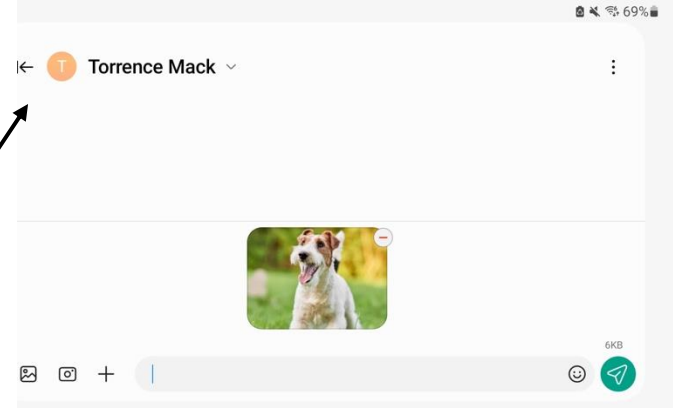

USING THE SHARE BUTTON TO SEND PHOTOS



USING THE SHARE BUTTON (iPhone)



USING THE SHARE BUTTON (Android)



IOS (IPHONE) SCREENSHOT

How to take a screenshot on your iPhone, iPad, and iPod touch

On an iPhone X or later

1. Press and hold the Side button on the right side of your iPhone.
2. Immediately click the Volume up button on the left side, then release the buttons.
3. A thumbnail of your screenshot appears in the lower-left corner of your iPhone

On iPhone 8 or earlier, iPad, and iPod touch

1. Press and hold the Top or Side button.
2. Immediately click the Home button, then release the Top or Side buttons.
3. A thumbnail of your screenshot appears in the lower-left corner of your device

To find the screenshot you just took, along with ones you've taken before, go to Photos > Albums and tap Screenshots.



ANDROID SCREENSHOT

Every Android phone is different, and so is taking screenshots with them.

Samsung phones

Galaxy S8 and later: Hold down the power and volume-down buttons for a couple of seconds.

Galaxy S7 and earlier: Hold down the home and power buttons for a couple of seconds.


ZTE phones

Hold down the power and volume-down buttons for a couple of seconds.

LG phones

LG G7: Press and hold the power and volume-down buttons for a couple of seconds.

All other LG phones: Hold down the power (located on the back of the phone) and volume-down buttons for a couple of seconds.
Pull down the notification panel and tap the Capture+ icon.



POPULAR SEARCH ENGINES



Bing is Microsoft's answer to Google and it was launched in 2009. Bing is the default search engine in Microsoft's web browser.

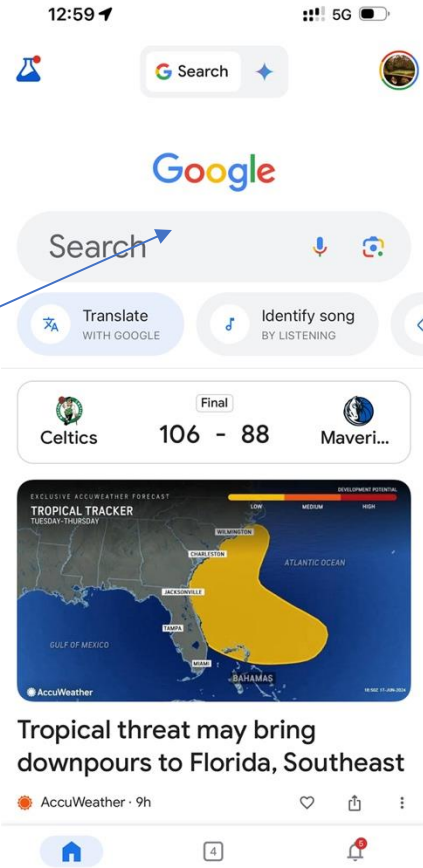


Google Search Engine is the best search engine in the world, and it is also one of most popular products from Google. Almost 70 percent of the Search Engine market has been acquired by Google.

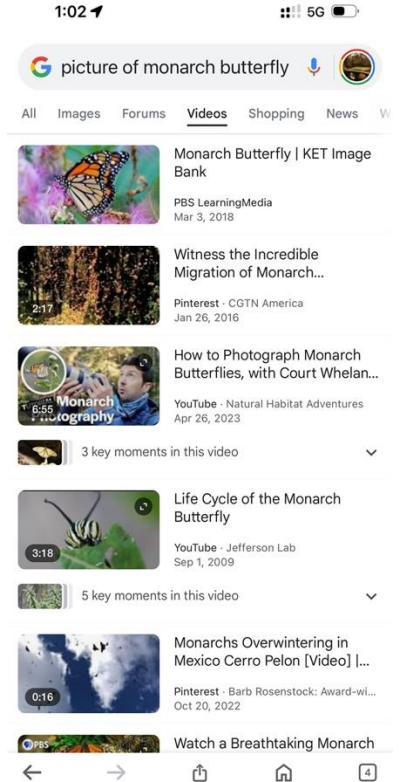
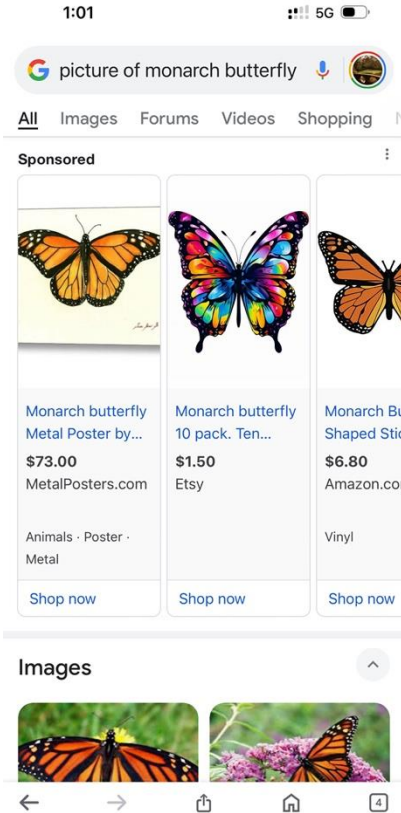


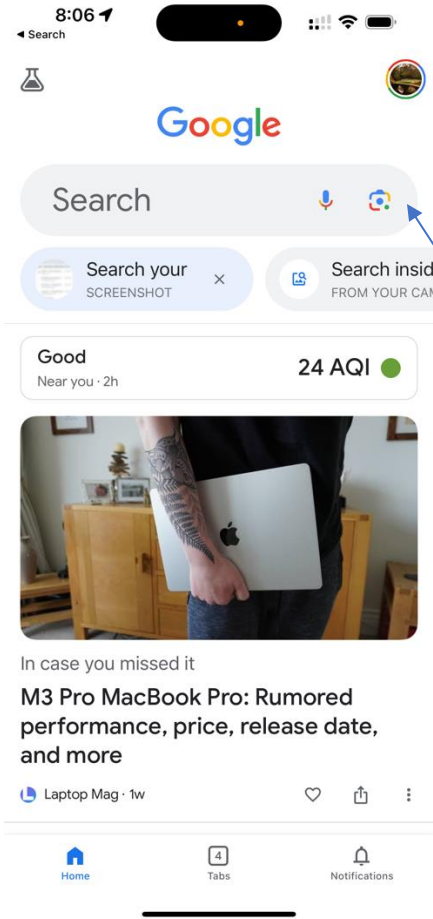
DuckDuckGo is an internet search engine that emphasizes protecting searchers' privacy and avoiding the filter bubble of personalized search results.



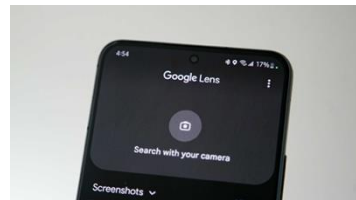
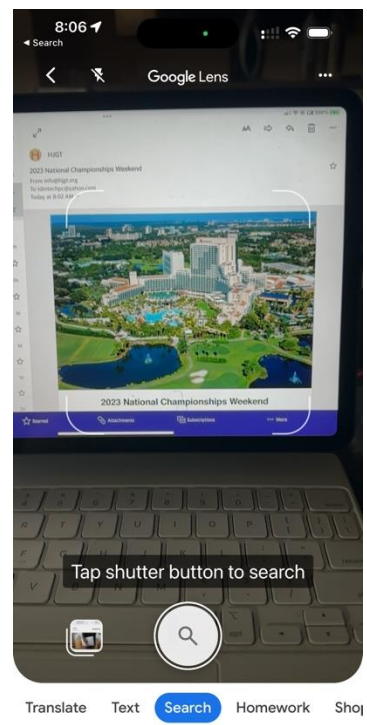


GOOGLE SEARCH





GOOGLE SEARCH



- TRANSLATE
- SEARCH





DIGITAL AUDIO/VIDEO STREAMING SERVICES FOR



S



Point your camera at the QR code.

Torrence D. Mack
IT Consultant

TDM Tech Intl, LLC
(561) 344-5188



OTHER SERVICES

- PRIVATE ONE ON ONE/SMALL GROUP LESSONS
- NEW COMPUTER/SMARTPHONE/iPad SETUP
 - REMOTE TECH SUPPORT
 - SMARTPHONE/iPad CONSULTANT



CLASSES OFFERED AT MANY LOCATIONS in FL, NC, SC, LA, GA
VISIT www.tdmtechpc.com for details!

What Are Digital Streaming Services?

Digital audio and video streaming services are platforms that deliver audio and visual content to users over the internet. These services allow users to access a wide variety of content on-demand without needing to download files onto their devices. Here's a more detailed explanation:

AUDIO STREAMING

- Music Libraries
 - Podcasts
- Personalized Playlists
 - Audiobooks
 - Radio Stations

VIDEO STREAMING

- Movies and TV Shows
 - Original Content
 - Live TV
- Educational Videos

BENEFITS FOR SENIORS

For seniors, these streaming services offer several benefits:



Entertainment:

Access to a wide range of entertainment options to suit various tastes and preferences.



Education: Availability of educational content to learn new skills or knowledge.



Convenience: Easy access to content on various devices, such as smartphones, tablets, and smart TVs.



•Connection: Ability to stay updated with current media trends and engage in popular culture

Flexibility: On-demand access allows seniors to watch or listen to content at their convenience.

Top Audio Streaming Services



FEATURES:

- MUSIC
- PODCASTS
- PERSONALIZED PLAYLISTS

FREE OR PREMIUM OPTIONS



FEATURES:

- AUDIOBOOKS
- ORIGINAL CONTENT

SUBSCRIPTION-BASED
FREE TRAIL AVAILABLE



FEATURES:

- MUSIC
- CURATED PLAYLISTS
- EXCLUSIVE CONTENT

SUBSCRIPTION-BASED

Top Video Streaming Services



FEATURES: MOVIES, TV SHOWS,
ORIGINAL CONTENT.
- ACCESSIBILITY: SUBSCRIPTION-
BASED, VARIOUS PLANS.



FEATURES: MOVIES, TV
SHOWS, PRIME ORIGINALS.
- ACCESSIBILITY: INCLUDED
WITH AMAZON PRIME
MEMBERSHIP.



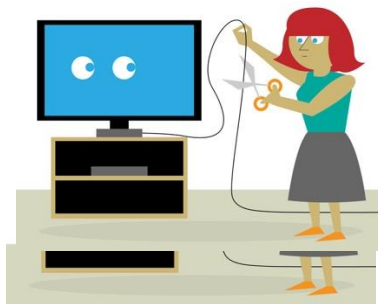
FEATURES: WIDE VARIETY OF
CONTENT, EDUCATIONAL
VIDEOS, MUSIC.
- ACCESSIBILITY: FREE,
YOUTUBE PREMIUM
AVAILABLE FOR AD-FREE
EXPERIENCE.

What is cord cutting?



*the practice of canceling or forgoing a cable television subscription or landline telephone connection in favor of an alternative Internet-based or wireless service.
"the cable industry has seen a decline in television subscribers as customers engage in cord cutting"*

Dictionary.com



THINGS NEEDED FOR CORD CUTTING

- **WIFI INTERNET SERVICE (ATT OR XFINITY)**
 - **SMART OR DIGITAL TV**
 - **DIGITAL ANTENNA**
 - **SMARTPHONE**
(ANDROID/IPHONE/IPAD/TABLET)
- **COMPUTER WEB BROWSER (CHROME, SAFARI, FIREFOX)**



POPULAR



R
CORD
CUTTING
OPTIONS

- Cable-free live TV. No cable box required.
- Watch major broadcast and cable networks, including ABC, CBS, FOX, NBC, NFL Network, ESPN, HGTV, TNT and more, including your local sports & news channels.
- Watch on your smartphone, tablet, computer, smart TV, or game console, and on your big screen via Google Chromecast, Roku player & TV, Apple TV and Firestick.



Sling is the live **TV** you love for less. Customize your channel lineup and watch **TV** online with no setup, hidden fees or long-term contracts. Sling comes in three color-coded package options: Sling Orange \$30, Sling Blue \$30, and Sling Orange and Blue \$45. Sling free is also available with commercials. You can watch with your computer, smart television or download the App for your smartphone or iPad



Pluto TV is an Internet-based TV platform owned by Viacom. The company was founded in 2013 and is based in Los Angeles, California. **It's Free TV.** Download the app now to start watching 100+ live **TV** channels, full of the **TV** shows, movies and internet videos you love. Pluto TV runs as an app on 14 platforms, including Apple TV, Android TV, Amazon Fire TV or Firestick, Chromecast, Roku, and PlayStation consoles as well as iPad, iPhone and Android smartphone



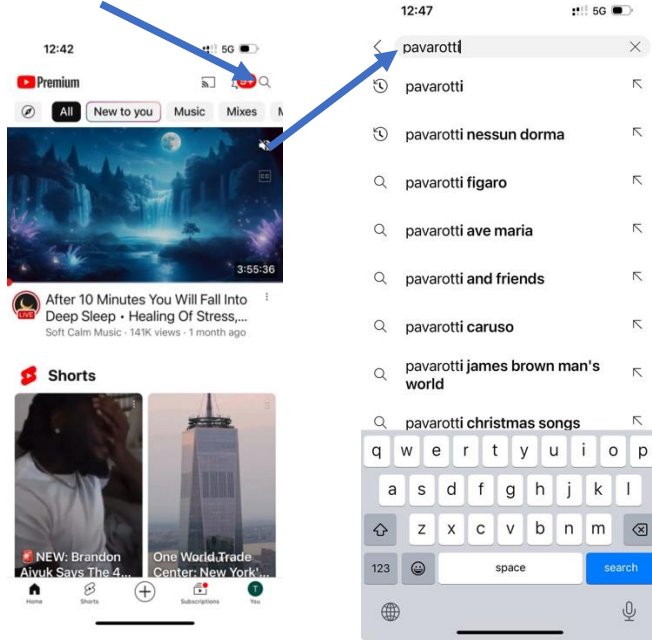
HBO Max is a streaming service from WarnerMedia that offers a wide variety of content, including movies, TV shows, documentaries, and original programming. It includes content from HBO as well as additional content from Warner Bros., DC, Studio Ghibli, Cartoon Network, and other partners. Subscribers can access a large library of content, ranging from classic films and popular TV series to exclusive original programming and new releases. The service is available on various devices, including smart TVs, smartphones, tablets, and computers, allowing users to stream content anytime and anywhere.



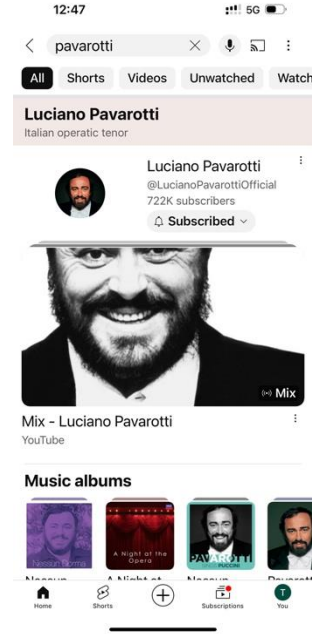
Netflix is the world's leading subscription service for watching TV episodes and movies on your favorite device. This Netflix mobile application delivers the best experience anywhere, anytime.

[Netflix](#) offers three streaming video plans that start as low as \$8.99 per month and top out at \$15.99 per month.

Get the free app as a part of your Netflix membership and you can instantly watch thousands of TV episodes & movies on your mobile device, smart tv, firestick or computer



YouTube is an American online video sharing platform owned by Google.



YOUTUBE

COMMERCIALS

YOUTUBE PREMIUM

What's included with YouTube Premium? With a YouTube Premium membership, you can watch ad-free videos on YouTube. Plus, you can download videos to watch offline—and you can play videos in the background while you use other apps.



Cable TV doesn't want you to know this, but local **broadcast TV networks** are available over the air by simply using a TV antenna. In fact, today's [antenna TV has a better picture than cable](#). TV signals these days are digital, so you need a TV that was made after 2007 with a digital tuner.



Get the Hulu + Live TV plan and watch Live and On Demand TV from 60+ top channels including sports and news. Plus, stream full seasons of exclusive series, hit movies, current episodes, premium Hulu Originals, and more. **Hulu** offers four levels of service: Basic (\$5.99 per month), Premium (\$11.99 per month), Basic + Live TV (\$54.99 per month), and Premium + Live TV (\$60.99 per month). **Hulu** Basic is ad-supported, while Premium is almost completely ad-free. Use the app on your mobile device, smart tv, firestick or computer

As a Prime member, you can watch thousands of popular movies and TV shows at no extra cost, including exclusives and award-winning Amazon Originals available in over 200 countries and territories worldwide. Save even more with exclusive deals on video purchases. You can watch with your smart television or download the App for your smartphone, iPad or computer. If you choose to be charged on a monthly basis, your membership charge will be \$12.99. If you choose to be charged on an annual basis, you will be charged \$119. **Prime Video** membership is \$8.99 a month. You also get free shipping.



The **Amazon Fire Stick** is a small device roughly the size of a flash drive that plugs into a TV's HDMI port. The **Fire Stick** enables any **TV** to stream content over Wi-Fi such as Netflix, YouTube, Hulu, Pandora, HBO go, and much more. ... It can basically turn any **TV** into a Smart **TV** by simply plugging it into a HDMI video port. The **stick** itself is a one-time payment but you pay as you go for subscription services like **Netflix**, Hulu, **Amazon Prime**, Sling **TV**, etc. There is very little **free** content.



Peacock TV is owned by NBC Universal. Hundreds of movies. Thousands of episodes. Binge-worthy TV Shows. Sports. News. Pop culture. Always-on Channels. Free. Upgradeable plans for \$4.99 and \$9.99. Use the app on your mobile device, smart tv, firestick or computer



Apple TV Plus is **Apple's** premium subscription streaming service that attempts to take on Netflix, Hulu, Amazon Prime Video and others. It's completely ad-free and features a host of original shows and movies made under the **Apple** Originals program, as well as a small library of licensed content. \$4.99 a month or if you recently purchased an Apple Device you get a year free.



AUDIO APPS

amazon music

SiriusXM

RADIO GARDEN.



SHAZAM





FUNDAMENTALS OF CYBERSECURITY AND KEYS TO BACKING UP YOUR DATA



iCloud



OTHER SERVICES

- PRIVATE ONE ON ONE/SMALL GROUP LESSONS
- PC/MAC REPAIRS/UPGRADES/VIRUS REMOVAL
- NEW COMPUTER/SMARTPHONE/iPad SETUP
 - REMOTE TECH SUPPORT
 - SMARTPHONE/iPad CONSULTANT

CLASSES OFFERED THROUGHOUT THE STATE OF FLORIDA AND EXPANDING INTO OTHER STATES!

CHECK www.tdmtechpc.com for details! (561) 344-5188 Torrence Mack

What is Cybersecurity?

The practice of protecting systems, networks and programs from digital attacks.

Objective: Safeguard data integrity, confidentiality, and availability.



Importance: With increasing digital reliance, cybersecurity is crucial to prevent cyber attacks.

Common Cyber Threats



MALWARE

Viruses, trojans, and worms that infect systems.



PHISHING

Fraudulent attempts to steal sensitive information.

RANSOMWARE

Locks users out of their data unless a ransom is paid.



DENIAL OF SERVICE (DoS)

Overwhelms a system, making it unavailable



SOCIAL ENGINEERING

Psychological manipulation to gain confidential information.



Types of Malware

Malware is a software that is designed to attack, control and damage a device's security and infrastructure systems.

Types of malware include:

- Ransomware
- Fileless Malware
- Mobile Malware
- Wiper Malware
- Hybrid Malware
- Cryptojacking
- Adware
- Trojans
- Spyware
- Keyloggers
- Viruses
- Worms
- Rootkits
- Botnets



In 1971, the first ever malware was born: [Creeper](#). This worm spread through the ARPANET, a computer network created in 1969 by the US Department of Defense to connect computers at universities and research groups. Infected computers were prompted with a message that read: «I'm the creeper, catch me if you can!»

Source: 13 - Mar - 2024 -
Tarlogic

MALWARE

Malware can be found in various places, including:




- Infected email attachments or links



- Malicious websites or ads (malvertising)



- Downloaded software from untrusted sources



- External devices like USB drives



- Social media links



- Compromised apps in app stores

MALWARE

Some common symptoms of malware include:

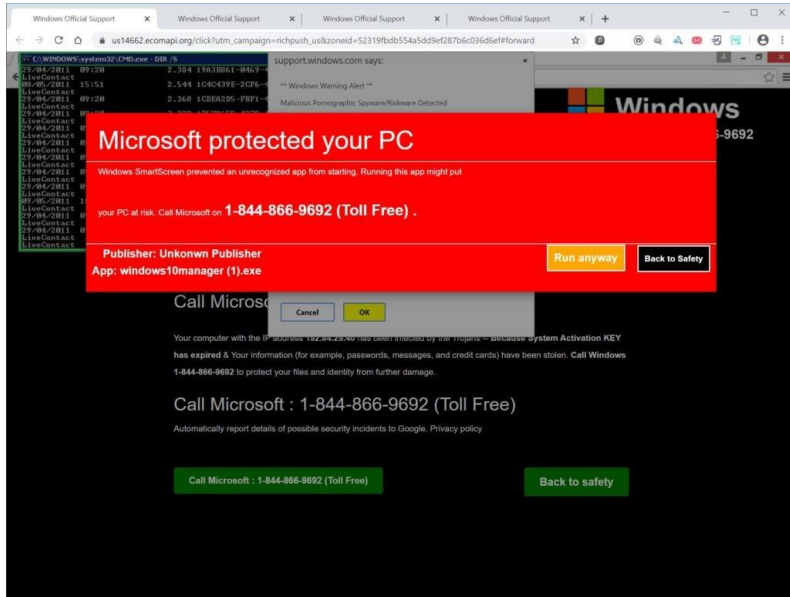
- Your device is running slower than normal
- Your device keeps crashing
- You notice apps and files you didn't download
- Your browser's homepage changes
- You're getting a lot of pop-ups
- You notice messages you didn't send



TECH SUPPORT SCAMS

This is the most common tech support scam tactic and involves fake security alerts generated through pop-up ads placed on shady streaming sites, torrent repositories, and adult content pages.

They sometimes claim to be Microsoft, Apple, Norton, or McAfee



Phishing: Don't Take the Bait

Phishing is when you get emails, texts, or calls that seem to be from companies or people you know. But they're actually from scammers. They want you to click on a link or give personal information (like a password) so that they can steal your money or identity, and maybe get access to your computer.



The Bait



Scammers use familiar company names or pretend to be someone you know.



They ask you to click on a link or give passwords or bank account numbers. If you click on the link, they can install programs that lock you out of your computer and can steal your personal information.



They pressure you to act now — or something bad will happen.

PHISHING



Avoid the Hook



Check it out.

- » Look up the website or phone number for the company or person who's contacting you.
- » Call that company or person directly. Use a number you know to be correct, not the number in the email or text.
- » Tell them about the message you got.

Look for scam tip-offs.

- » You don't have an account with the company.
- » The message is missing your name or uses bad grammar and spelling.
- » The person asks for personal information, including passwords.
- » **But note: some phishing schemes are sophisticated and look very real, so check it out and protect yourself.**



Protect yourself.

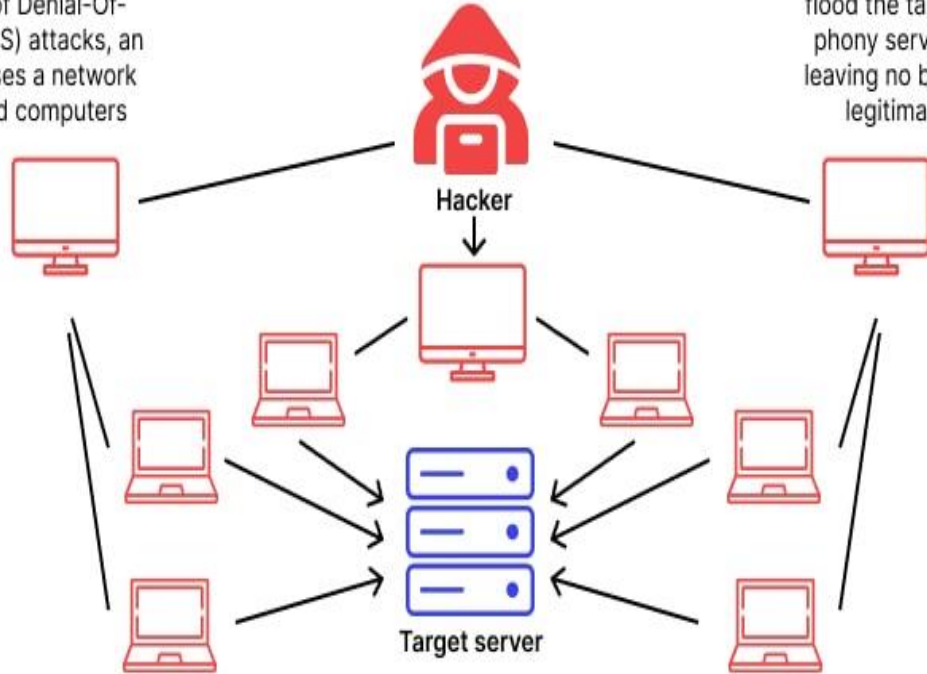


- » Keep your computer security up to date and back up your data often.
- » Consider multi-factor authentication — a second step to verify who you are, like a text with a code — for accounts that support it.
- » Change any compromised passwords right away and don't use them for any other accounts.

Denial-of-Service (DoS) Attack

In the most common example of Denial-Of-Service (DoS) attacks, an attacker uses a network of hijacked computers

This network is used to flood the target site with phony server requests, leaving no bandwidth for legitimate traffic.



DENIAL OF SERVICE

An attempt to overload a website or network, with the aim of degrading its performance or even making it completely inaccessible.

Social Engineering Explained

Also known as human hacking, social engineering is the manipulation of someone to divulge confidential information that can be used for fraudulent purposes.



The social engineer gathers information about their victims.



The social engineer poses as a legitimate person and builds trust with their victims.



The social engineer gathers information about their victims.



The social engineer poses as a legitimate person and builds trust with their victims.

SOCIAL ENGINEERING is a manipulation technique where cyber criminals exploit human trust to obtain confidential information, enabling further cyber crimes.

SOCIAL MEDIA SAFETY

Social media safety is vital in today's digital age. Limit personal information shared online, such as birthdates and addresses. Regularly review privacy settings to control who sees your Think twice before sharing photos or posts that could be used against you. Cybercriminals often exploit oversharing. Stay informed about privacy policies and adjust settings accordingly. By being vigilant, you can enjoy social media while safeguarding your personal information.



Use strong, unique passwords for each platform and enable two-factor authentication.



Be cautious when accepting friend requests, ensuring they're from genuine accounts.



Two-factor authentication adds an extra layer of security. It requires a second verification step, like a code sent to your phone, enhancing account protection.

POPULAR ANTIVIRUS/MALWARE PROGRAMS

Popular antivirus and anti-malware software include **Norton**, **Malwarebytes**, **Bitdefender**, **AVG**. These programs offer real-time protection, malware scanning, and internet security features. Choose one that suits your device and usage patterns and remember to keep it updated for optimal defense against online threats.



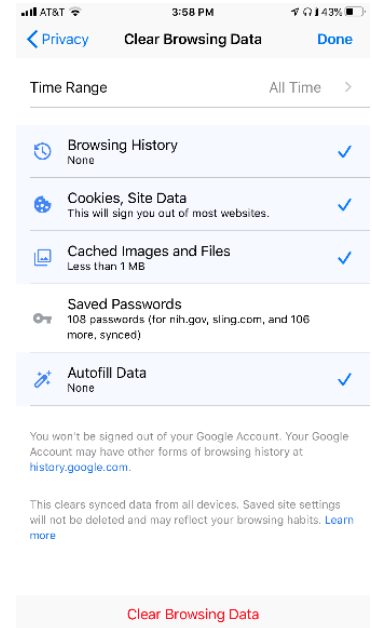
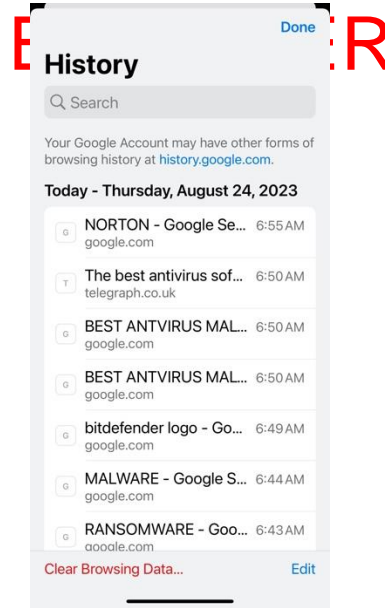
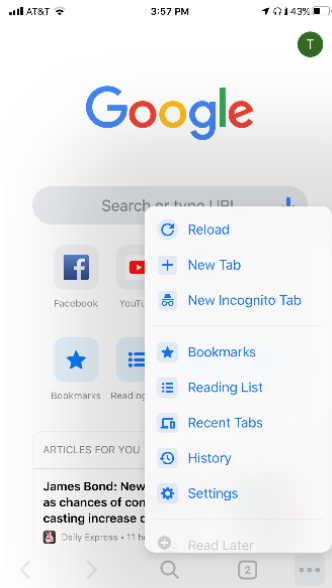
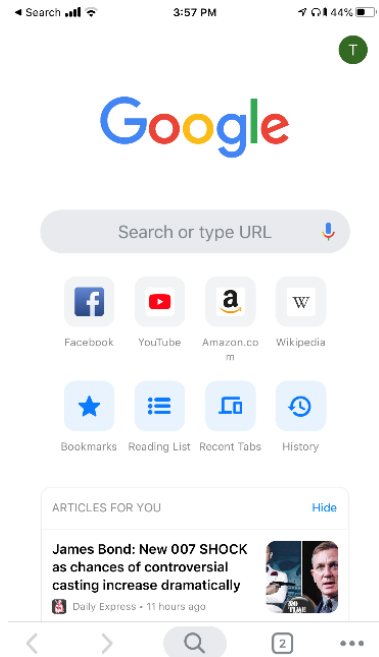
WHAT ARE COOKIES?

Cookies are small text files stored on your device when you visit websites. They serve various functions, including remembering login credentials, site preferences, and items in shopping carts. While many cookies are harmless and aid in a better browsing experience, some can track your online behavior for targeted ads. First-party cookies come from the visited site, while third-party cookies are from external domains. Web browsers allow you to manage cookie settings, including blocking or deleting them. However, this might impact certain site functionalities. It's important to understand and control your cookie settings to balance privacy and convenience while browsing.

NEXT WE WILL SHOW YOU HOW TO CLEAR COOKIES AND CLEAR YOUR HISTORY (CACHE)



CLEARING HISTORY CHROME



Chrome: how to delete cookies in Chrome on your iOS or Android device

1. On your device, launch the Chrome app.
2. At the top or bottom right, tap on the three dots, scroll down and then select “Settings.”
3. Under settings, tap “Privacy” then “Clear browsing data.”
4. Select items you wished to be cleared.
5. Tap on “Clear browsing data.”
6. Then select “Done ”



iOS (iPhone/iPad)

SAFARI BROWSER CLEARING YOUR CACHE

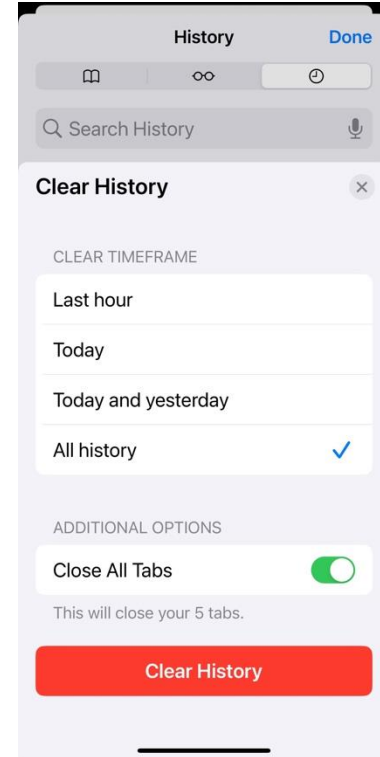
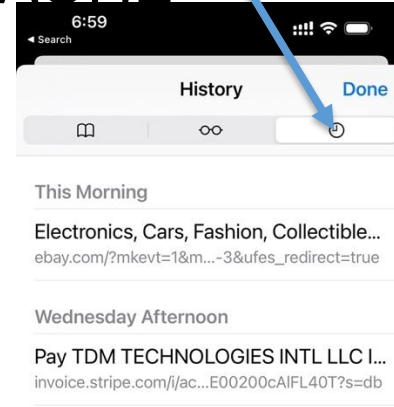
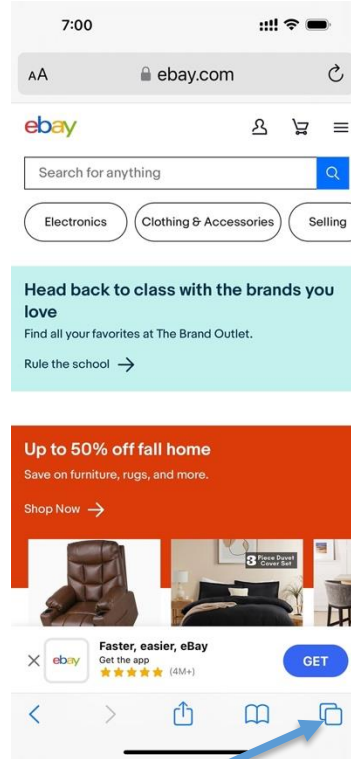
HOW TO

Step 1: OPEN SAFARI

Step 2: CLICK THE BOOKMARK
ICON

Step 3: CLICK THE HISTORY
ICON (CLOCK)

Step 4: To delete all history, click
Clear



WINDOWS PC

MICROSOFT EDGE CLEARING YOUR CACHE

To clear cookies on Microsoft Edge:

1. Click on the three dots at the top right.
2. Select "Settings" > "Privacy, search, and services."
3. Under "Clear browsing data," choose "Choose what to clear."
4. Select "Cookies and other site data" and click "Clear now." This removes cookies from your Edge browser.





ARE YOU BACKING UP?



Learn to use your **mobile device & computer** with our easy course at a slow pace!

Call for details!

TDM TECHNOLOGIES INTERNATIONAL
561-344-5188
TORRENCE MACK
TDM TECHNOLOGIES INTL, LLC.



iPad
iPhone
iPod
Android

SnapChat
Emailing Texting
Calendar Pics Scanning
Twitter Siri Okay Hey
Skype Hangout Printing
Google Posting Facetime
Instagram


*MAX CLASS SIZE IS 6 PARTICIPANTS,
MOBILE DEVICES ARE AVAILABLE FOR USE IN CLASS.

www.tdmtechpc.com



WHAT IS A BACKUP?

A **data backup** is the result of copying files (pictures, videos) and folders for the **purpose** of being able to restore them in case of **data** loss. **Data** loss can be caused by many things ranging from computer viruses to hardware failures to file corruption to fire, flood, or theft (etc). A backup is also helpful if you are purchasing a new phone so you will have all of your phone contacts



Original data

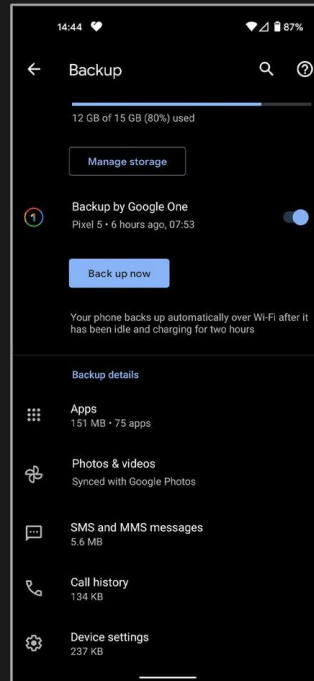
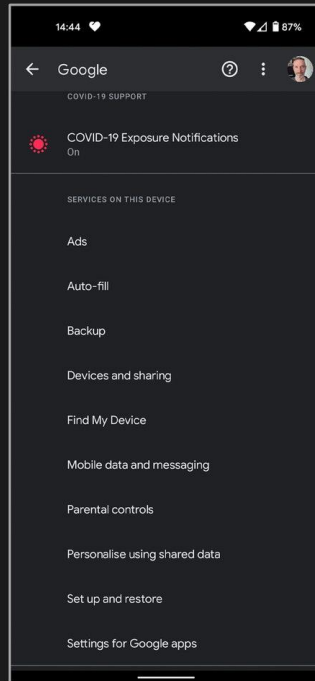
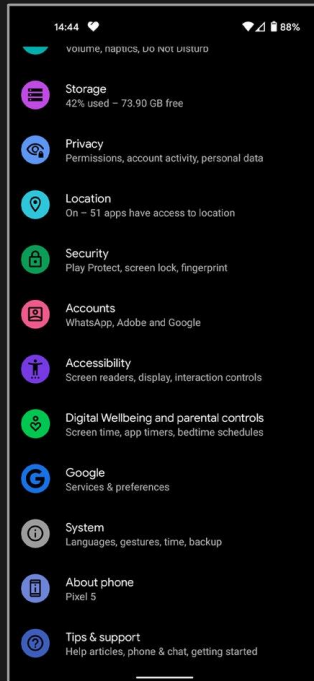


Backup(s)

FULL BACK UP OF ANDROID



DEVICE



Go to **Settings, Google**, and choose **Backup**.

You can see how much storage is available for the Google account you are signed into listed at the top.

Below that, you will likely see an option that says **Backup to Google Drive** with a toggle next to it. (If you have Google One installed, it might say **Backup to Google One**.) Make sure it is toggled on.


There is a **Back up now** button beneath. Tap it. Remember that backups can take several hours to complete if you haven't backed up before. **It's best to leave your phone plugged into a charger and connected to Wi-Fi overnight.**

The section at the bottom shows details of your backup. Tap on **Photos & Videos** and make sure that **Back up & sync** is toggled on. You can also do this in the menu in the **Google Photos** app.

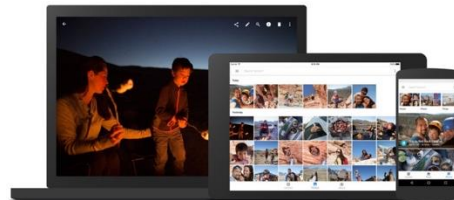
At the bottom of the **Backup details** section, you can tap **Google Account data** (also accessible via **Settings, Accounts, [Your Google Account], Account sync**). **This is where you can choose what to sync with your Google Account. The list of toggles that appears here differs based on the apps and services you use.**

GOOGLE BACKUP

Sign up for a Google account and you get 15 GB of cloud storage space for free, split across three main products—**Gmail, Google Drive, and Google Photos**. Once you exceed that limit, you need to sign up for a Google One storage plan, and they start at \$1.99 per month for 100 GB of space.



It can be a challenge to [stay under Google Drive's free 15 GB of storage](#), so you might consider signing up for a plan with Google One. You can get 100 GB for \$2 per month or \$20 annually, 200 GB for \$3 per month or \$30 annually, and 2 TB for \$10 per month or \$100 annually. You can share this storage with up to six family members.




Back up 15GB photos and videos for free, up to 16MP and 1080p HD. Access them from any phone, tablet, or computer on photos.google.com – your photos will be safe, secure, and always with you.

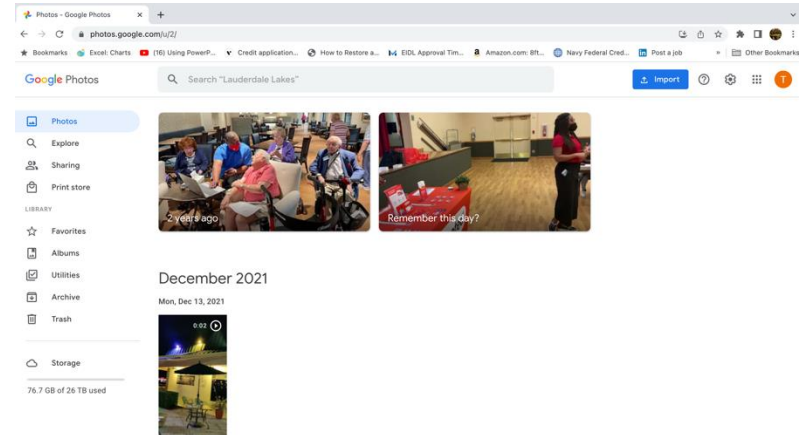
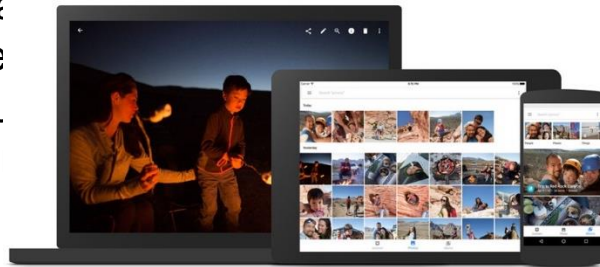
Never worry about running out of space on your phone again.

Photos that are safely backed up can be removed from your device's storage if you tap.

GOOGLE PHOTOS



In order to use Google Photos you must have a Google Account (Gmail)



GOOGLE PHOTOS

IOS (IPHONE)

IN ORDER TO USE
GOOGLE PHOTOS ON
YOUR IPHONE YOU
HAVE TO
DOWNLOAD
GOOGLE PHOTOS

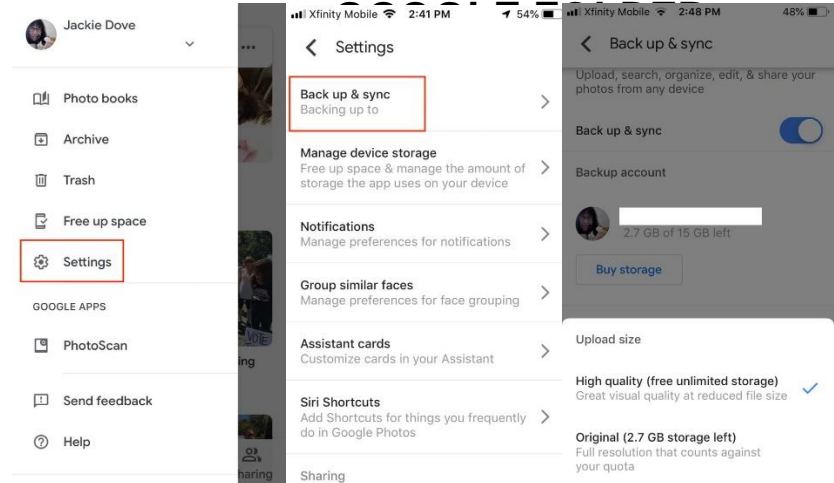


When you open the Google Photos app, you'll see all the photos and videos on your device and, if you turn on "[back up & sync](#)," anything else synced to your Google Photos library.

**REMEMBER YOU NEED A
GMAIL ACCOUNT IN ORDER
TO USE GOOGLE PHOTOS.**

ANDROID

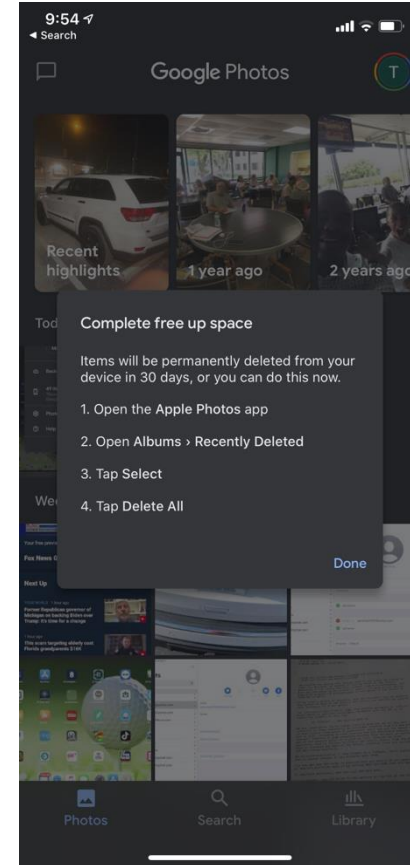
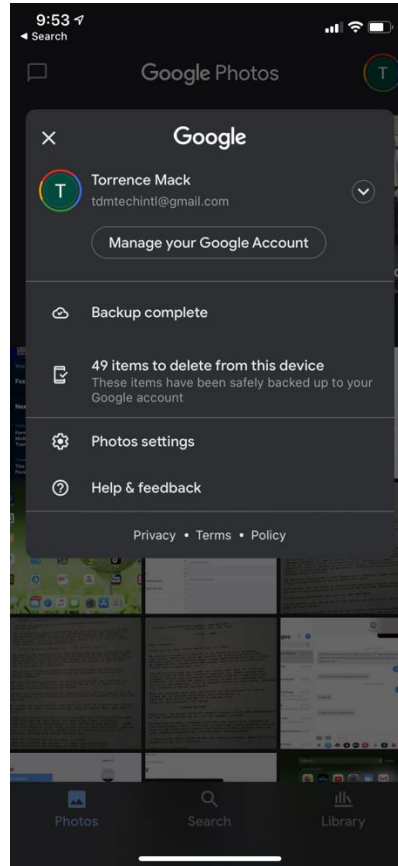

LOOK FOR THE
GOOGLE PHOTOS APP
ON YOUR PHONE.
CHECK ON THE
DESKTOP OR IN THE



GOOGLE PHOTOS (IPHONE)



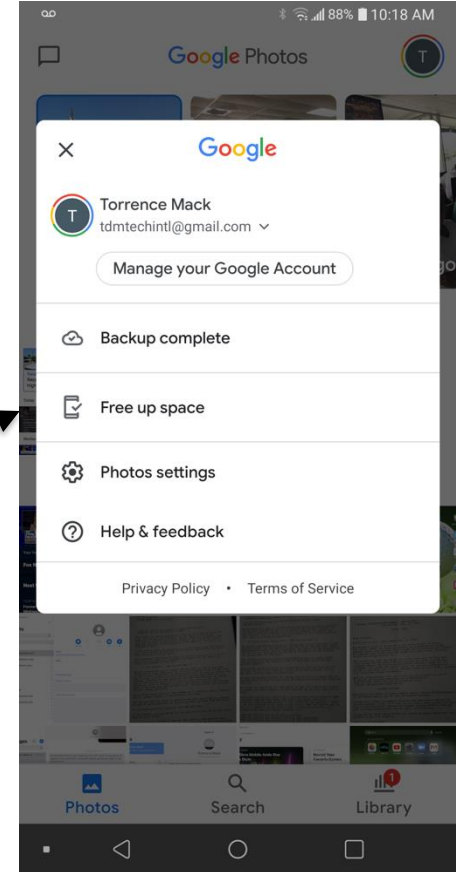
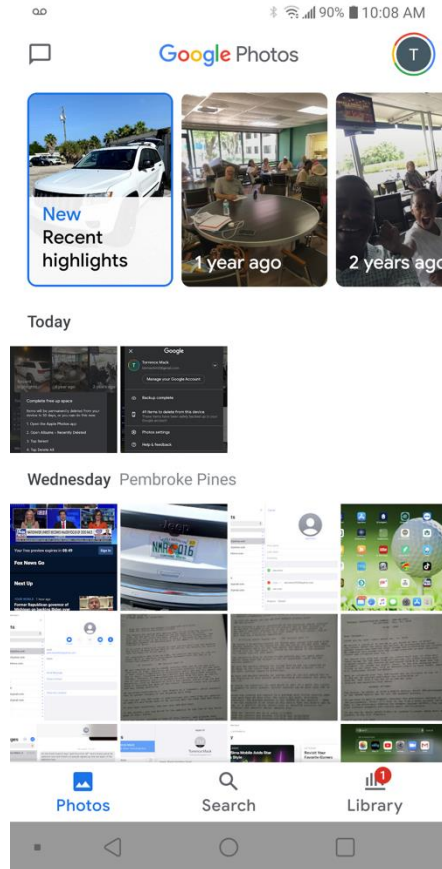
Once your photos are backed up you will have the option to delete photos from your device.



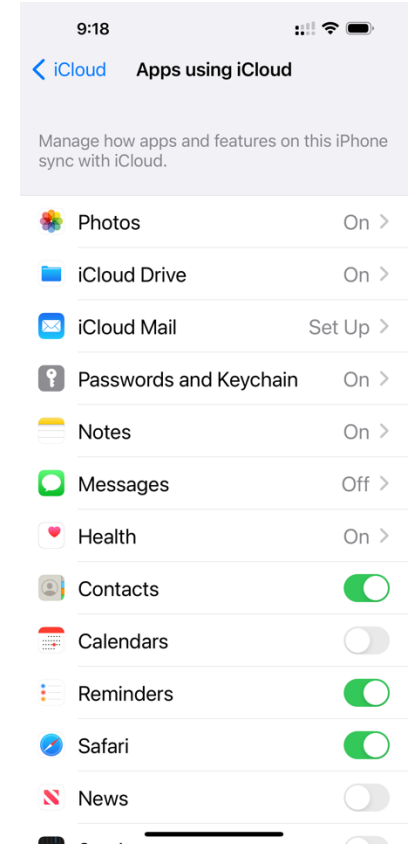
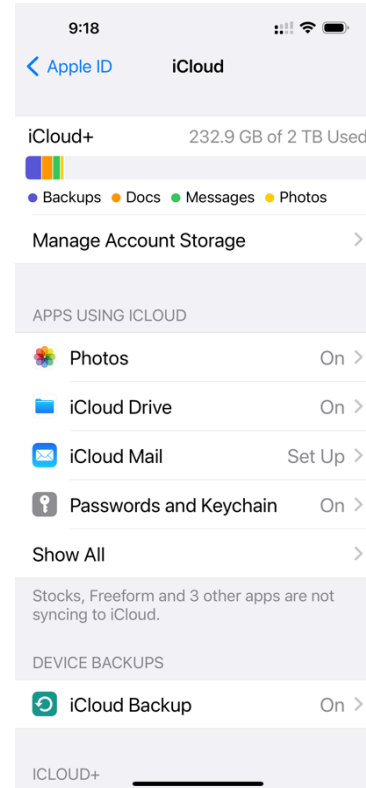
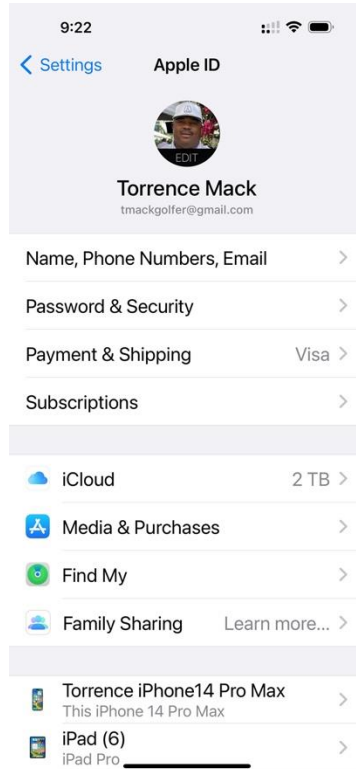
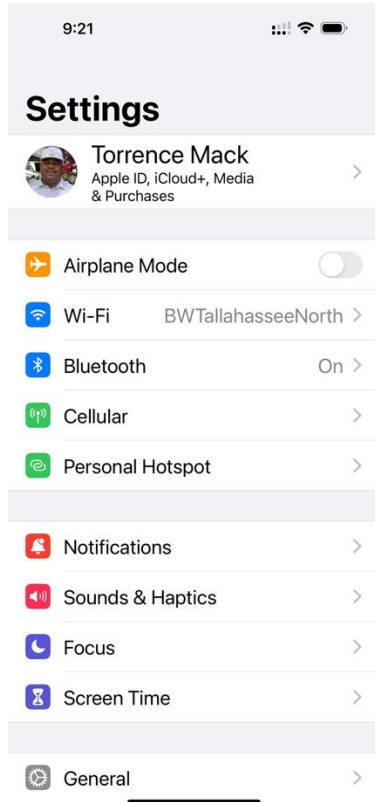
GOOGLE PHOTOS (ANDROID)



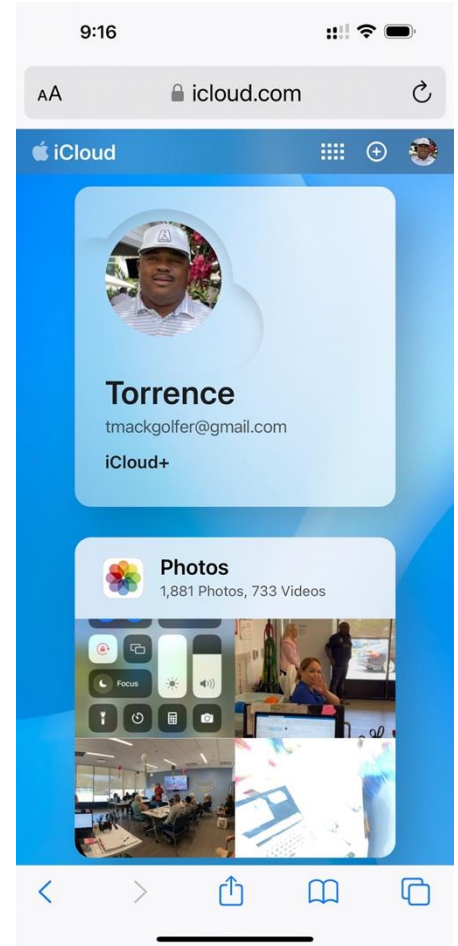
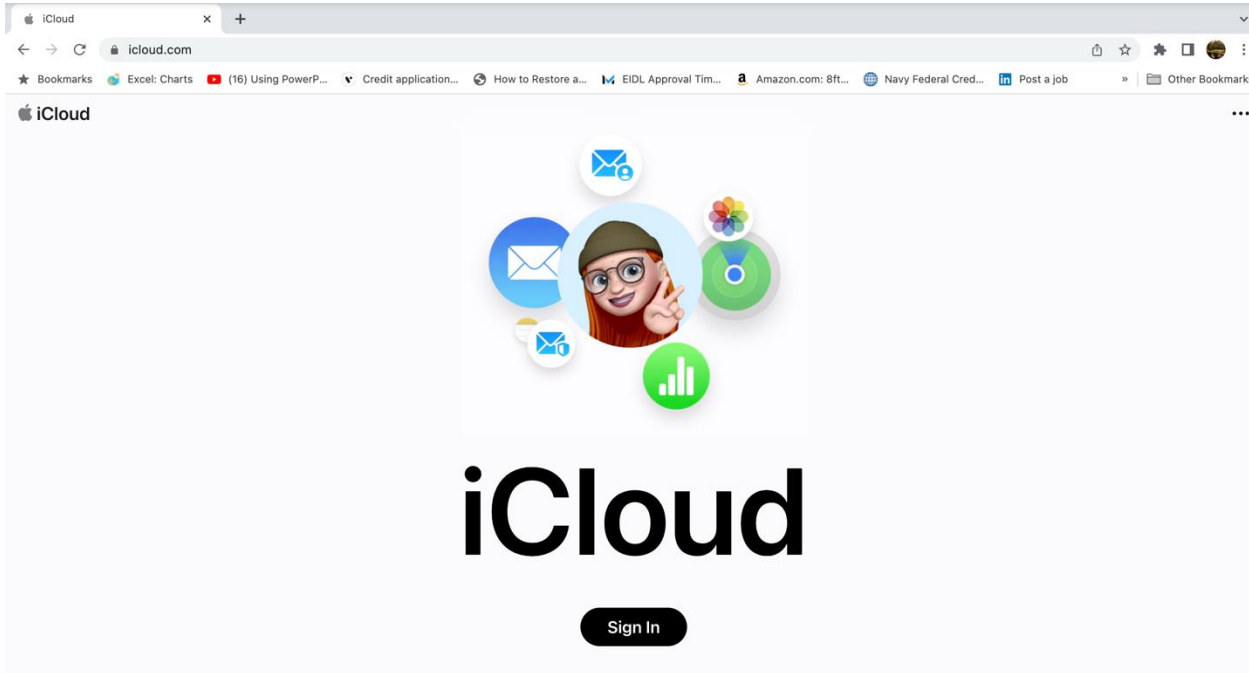
Once your photos are backed up you will have the option to delete photos from your device.



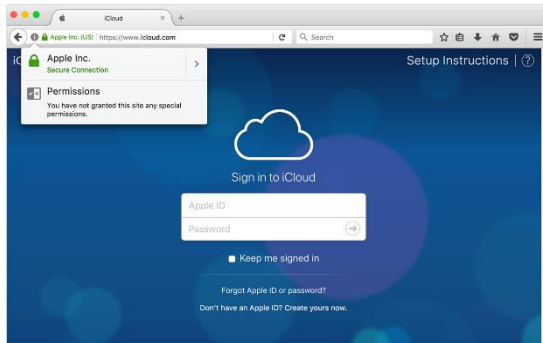
iCLOUD



iCLOUD



iCLOUD



iCloud Backup makes a copy of the information on your iPhone, iPad, and iPod touch. When your device is backed up in iCloud, you can easily set up a new device or restore information on one you already have. To let **iCloud** automatically back up your device each day, here's what you need to do:

Make sure that iCloud Backup is turned on in **Settings > [your name] > iCloud > iCloud Backup**. If you're using iOS 10.2 or earlier, go to **Settings > iCloud > Backup**.

And then every night you should:

- 1. Connect your device to a power source.**
- 2. Connect your device to a Wi-Fi network.**
- 3. Make sure that your device's screen is locked.**

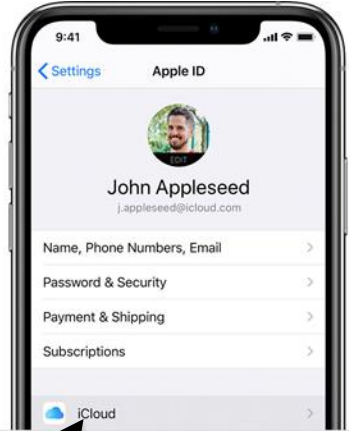
Check that you have [enough available space in iCloud for the backup](#).

When you [set up iCloud](#), you automatically get 5GB of storage.

You can access your iCloud backup on a computer by going to www.icloud.com

How to back up with iCloud over cellular

1. Go to Settings
2. Go to Settings > [your name] and tap iCloud.



4. Click the button next to Back up Over Cellular.



iOS 18 vs. ANDROID 15



Point your camera at the QR code.

Torrence D. Mack
IT Consultant

TDM Tech Intl, LLC
(561) 344-5188



OTHER SERVICES

- PRIVATE ONE ON ONE/SMALL GROUP LESSONS
- NEW COMPUTER/SMARTPHONE/iPad SETUP
 - REMOTE TECH SUPPORT
 - SMARTPHONE/iPad CONSULTANT



CLASSES OFFERED AT MANY LOCATIONS in FL, NC, SC, LA, GA

VISIT www.tdmtechpc.com for details!



UPGRADE COMPATIBILITY

Who can download iOS 18?

- iPhone 16
- iPhone 15
- iPhone 14
- iPhone 13
- iPhone 12
- iPhone 11
- iPhone XS
- iPhone SE (2nd generation or later)





UPGRADE COMPATIBILITY

Android

15

Some Samsung Galaxy devices are eligible for the Android 15 update, including:

- Galaxy S21
- Galaxy S21+
- Galaxy S21 Ultra
- Galaxy S21 FE
- Galaxy S22
- Galaxy S22+
- Galaxy S22 Ultra
- Galaxy S23

- Motorola Razr (2023) / Razr 40
- Motorola Razr+ (2023) / Razr 40 Ultra
- Motorola Razr (2024) / Razr 50
- Motorola Razr+ (2024) / Razr 50 Ultra
- Motorola Edge+ 2023
- Motorola Edge 2024
- Motorola Edge 40 Pro
- Motorola Edge 50
- Motorola Edge 50 Fusion
- Motorola Edge 50 Neo
- Motorola Edge 50 Pro

Google Pixel 7a to 9

OnePlus



- Moto G Power 5G (2024)
- Moto G 5G (2024)
- Moto G Stylus 5G (2024)
- Moto G34 5G
- Moto G35
- Moto G45
- Moto G55
- Moto G75
- Moto G85
- ThinkPhone by Motorola
- ThinkPhone (2025)



How to update



Automatic Updates On

Beta Updates iOS 18 Public Beta

18
iOS 18
Apple Inc.
6.85 GB

iOS 18 brings new ways to customize the iPhone experience, relive special moments, and stay connected. Customize your iPhone further by arranging your Home Screen, your Lock Screen, and Control Center in all-new ways. Photos delivers the biggest redesign ever to make it even easier to relive your special moments. Staying connected with friends and family is even better with new ways to express yourself in [Learn more...](#)

[Update Now](#)

[Update Tonight](#)

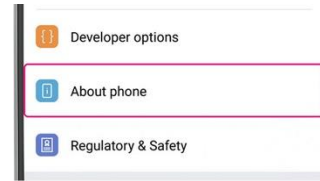
1. Make sure your device is connected to Wi-Fi.



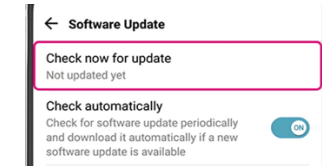
2. Open Settings.



3. Select About Phone.



4. Tap Check for Updates.



5. Install.



KEY NEW FEATURES



Biggest-ever Photos update

Home Screen customization



Locked and [Hidden] apps

MAJOR news

Rockstar 🎮 🎸 🎤

Blown away

Text effects



Passwords

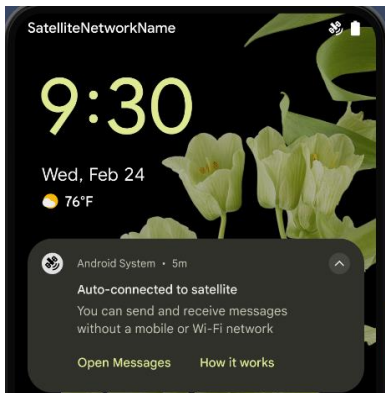


Messaging Support

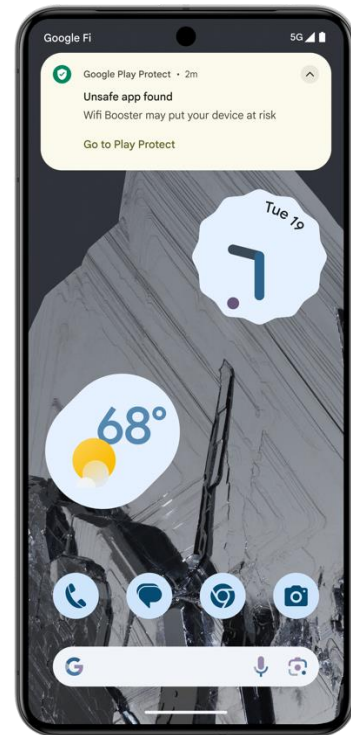
KEY NEW FEATURES



**PDF
ENHANCEMENTS**



SATELLITE CONNECTIVITY

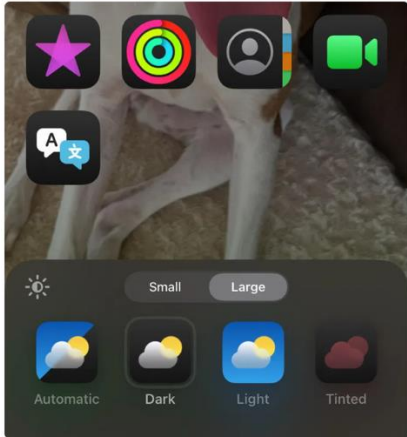



**ENHANCED THEFT
PROTECTION**

HOME SCREEN

CUSTOMIZATION

1. Long-press on your background to enter jiggle mode -- where your apps are shaking.
2. Tap **Edit** in the top left corner of your screen.
3. Tap **Customize**.
4. Tap the icon in the far right of the menu across the bottom of your screen labeled **TINTED, DARK, SMALL OR LARGE**.



Tap Large to make your apps a little larger and to remove app labels.



Arranging apps on your home screen is the same process as before. You can either enter jiggle mode by long-pressing on a blank portion of your background and then dragging apps where you want them to go or press and drag an app to a new location.



The icon on the far right shows what a tinted app would look like

REDESIGNED PHOTOS APP



iOS 18 brings the "biggest-ever redesign" to the iPhone's Photos app. Essentially, it's been unified into a single view, comprising a photo grid and a dates grid, to better help you find the photo you're looking for. You're able to filter photos by categories, too, like screenshots and groups.

There's also a [new 'Recovered' album feature in iOS 18](#), which houses any photos or videos that aren't in your main photo gallery. According to Apple, this reduces the risk of database corruption or issues with third-party apps.

Shoot videos without pausing audio


Previously, if you used the video camera mode on an iPhone, it would pause any music, podcasts, or other audio that was playing. But with iOS 18, you can record video without pausing your audio.

This is a small change, but a welcome one.

ENHANCED THEFT PROTECTION

Many of the new Android safeguards that Google is rolling out [to deter thieves](#)—such as automatic locking when someone [snatches your phone](#), as well as remote lock options—will be coming to devices running Android 10 and up. But the update to factory reset protection, which stops thieves who force a reset of a stolen device from setting it up again without knowing your device or Google account credentials, is only in Android 15.

PRIVATE SPACE



Android 15 includes a new Private Space where you can keep sensitive apps separate from the rest of your phone. Whether you want to safeguard health data or your banking apps, Private Space keeps them safely behind a second layer of authentication, protected with the same password you use to unlock your device or an alternative PIN. When your Private Space is locked, apps are hidden from the Resents view, notifications, settings, and other apps. You can wipe your private space completely too

Setting up Private Space

Go to **Settings** → **Security & Privacy**


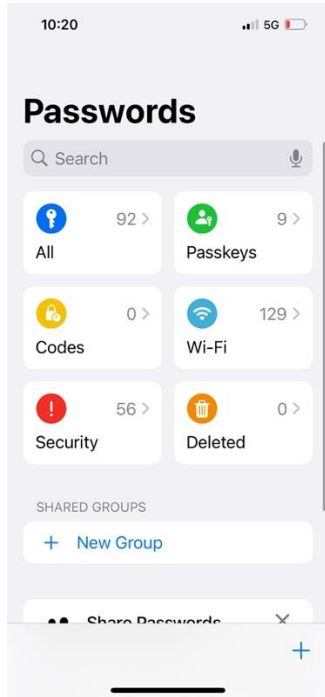
Authenticate with your Screen Lock

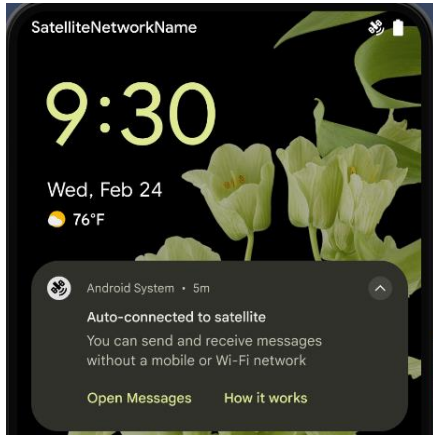
Tap **Setup** → **Got It.**

A NEW PASSWORDS APP

iOS 18 brings with it a new, default iPhone app: Passwords. As the name suggests, Passwords acts as a one-stop shop for all your precious passwords, passkeys, and verification codes. As well as being a digital storage vault, the app will also alert you if you're using [weak passwords](#), or if your details have been involved in a [data breach](#).

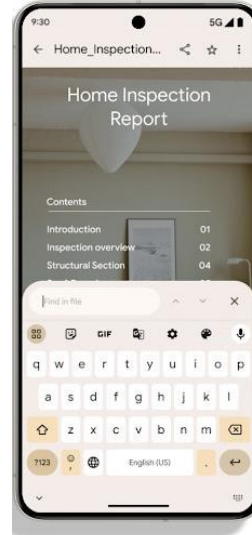
Naturally, all of the information inside the Passwords app is protected by end-to-end encryption, and, of course, you're able to lock it behind Touch or Face ID authentication.





There's a significant expansion for satellite connectivity in Android 15. Some RCS and SMS apps should now be able to send text messages via satellite (it was previously limited to emergency use). Google has also standardized the pop-ups and other user interface elements to make it clearer when connected via satellite.

Trying to do anything with PDF files on your Android phone can be a pain, so the news that Google has built several PDF enhancements into Android 15 is welcome. PDFs should load more smoothly, and there is now support for password-protected files, annotations, form editing, and copy selection. Perhaps best of all, you can now search within PDF files.



TEXT MESSAGES

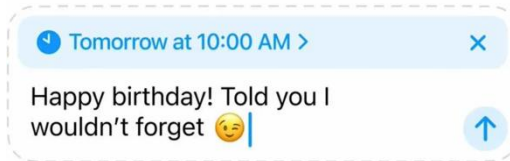
MAJOR news

Rockstar 🎸🎸🎸

Blown away

Text effects


iOS 18 lets you react to messages using any emoji, and you're also able to schedule messages to send at a convenient time in the future. Apple has added new text formatting to the Messages app, too, so you're able to underline, strikethrough and bold your messages, as well as add new text formatting like ripple effects.



The Messages app also supports the RCS standard in iOS 18. This should facilitate a richer messaging experience when you're communicating with someone who doesn't own an Apple device.



Messaging Support



Apple has also expanded the satellite capabilities of compatible iPhones to let you send messages via satellite when cellular and Wi-Fi connections aren't available. Neat!



A new era of texting has begun



RCS text messages can be sent to non-Apple devices as well as another iPhone or another Apple device with Text Message Forwarding turned on. With RCS, you can send texts, high resolution photos and videos, links, and more. RCS also supports delivery and read receipts and typing indicators. RCS messages appear in green text bubbles on your device.




To turn RCS on or off, go to Settings > Apps > Messages > RCS Messaging.



GOOGLE MESSAGES

QUESTIONS????



JOIN TECH TALK WITH TORRENCE
OUR BRAND NEW FACEBOOK GROUP

