



SMARTPHONE 101



Torrence D. Mack
IT Consultant

TDM Tech Intl, LLC
(561) 344-5188



OTHER SERVICES

- PRIVATE ONE ON ONE/SMALL GROUP LESSONS
- PC/MAC REPAIRS/UPGRADES/VIRUS REMOVAL
- NEW COMPUTER/SMARTPHONE/iPad SETUP
 - REMOTE TECH SUPPORT
 - SMARTPHONE/iPad CONSULTANT

CLASSES OFFERED AT MANY LOCATIONS THRU OUT DAD , BROWARD, PALM BEACH, MARTIN, ST. LUCIE, COLLIER, LEE, ORANGE AND HILLSBOROUGH COUNTIES.

CHECK www.tdmtechnic.com for details!

iPhone or Android?



"iPhones complement their sleek designs with intuitively simple operation. The iOS interface is not only ultra-easy to master but also among the best for accessing music, videos, games, and other content."

Consumerreports.org



ANDROID

Motorola
LG
ZTE
Samsung
Huawei
Google
HTC

"If you want a wide choice of phones, you've come to the right OS. Google's Android platform supports the largest variety of hardware from handset makers."

Consumerreports.org

What Provider is Best?



THINGS YOU SHOULD BE ABLE TO DO WITH YOUR SMARTPHONE

MAKE PHONE CALLS-*

Adding contacts, call waiting, 3-way calling



TEXTING- *

With your smartphone you should be able to send and receive text messages (SMS/MMS) as well as save photos from text messages and attach photos to text messages. Send a group text.


TAKE PICTURES/VIDEOS-*

You should be able to take pictures and video with your smartphone as well as use the timer, flash and change the mode of your camera. Locate your pics, cut and crop and screenshot.



PLAY GAMES/DOWNLOAD APPS

You should be able to download apps from your App store.



USE THE SETTINGS MENU

WIFI, BLUETOOTH, SOUNDS, DISPLAY, ETC...

SEARCH THE WEB




With the browser or Google Search app, you should be able to perform a search on your smartphone.

GPS APPS (WAZE/GOOGLE MAPS)-*

You should be able to successfully use your GPS app to get directions to any location.



BACK UP TO THE CLOUD



You should have a backup mechanism in place to backup your photos.

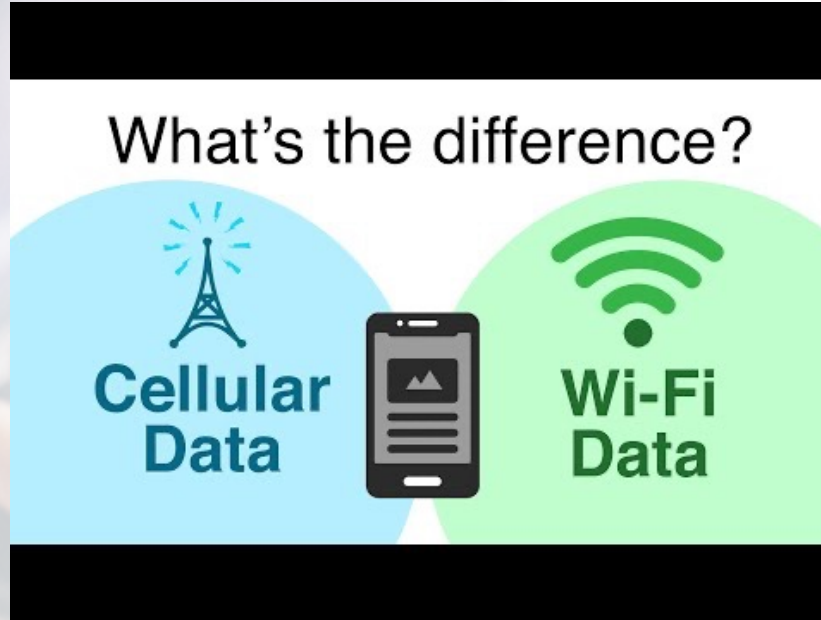
PERFORM BASIC MAINTENANCE

You should be able to clear your cache and your browser history.

DIFFERENCE BETWEEN CELLULAR DATA AND WIFI?

Cellular data is part of the subscription to your phone company (AT&T, Sprint, T-Mobile, etc..)

Depending on your plan you may be charged for going over your data usage.



Wi-Fi data is provided as a part of your home internet or is free at many locations.

Wi-Fi also provides a high rate of speed for use of the internet and downloads, etc..

IOS (IPHONE)

GO TO SETTINGS

CLICK ON WIFI


IF THE GREEN SWITCH IS ON, YOU
WILL SEE A LIST OF AVAILABLE WIFI
CONNECTIONS.

IF THE SWITCH IS WHITE, THE WIFI
IS OFF.

CLICK THE SWITCH TO MAKE IT
GREEN TO SEE THE WIFI
CONNECTIONS.

CLICK YOUR DESIRED WIFI.
SOME CONNECTIONS ARE "OPEN"
MEANING NO PASSCODE IS
NEEDED. OTHERS REQUIRE A
PASSCODE

TURN ON WIFI



ANDROID

GO TO SETTINGS

CLICK ON NETWORK & INTERNET

CLICK ON WIFI

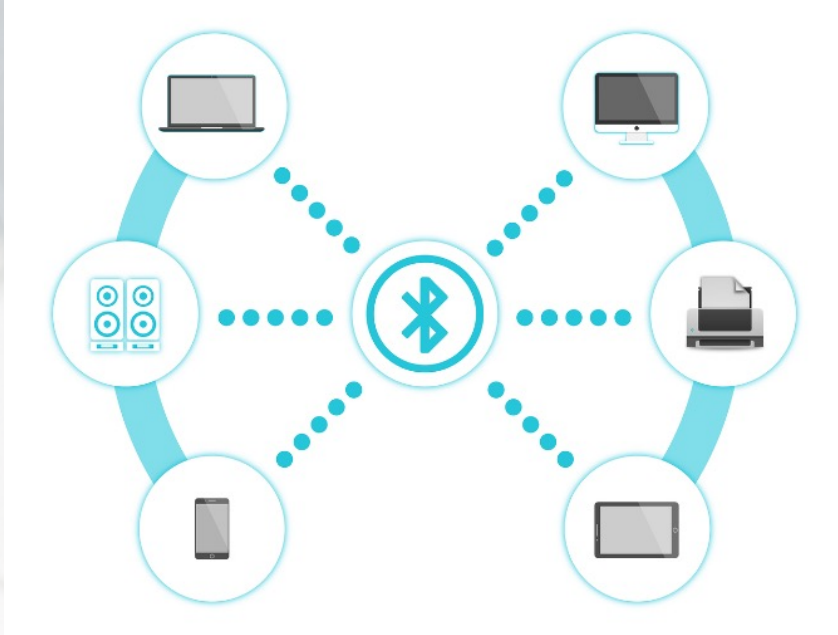
IF THE GREEN SWITCH IS ON, YOU
WILL SEE A LIST OF AVAILABLE WIFI
CONNECTIONS.

IF THE SWITCH IS WHITE, THE WIFI
IS OFF.

CLICK THE SWITCH TO MAKE IT
GREEN TO SEE THE WIFI
CONNECTIONS.

CLICK YOUR DESIRED WIFI.
SOME CONNECTIONS ARE "OPEN"
MEANING NO PASSCODE IS
NEEDED. OTHERS REQUIRE A
PASSCODE

WHAT IS BLUETOOTH?



Bluetooth is a wireless technology standard whose purpose is to connect gadgets (speakers, headsets, car audio, etc.) without a cable.

Bluetooth was invented by a team of engineers working for Ericsson, the networking giant. Ericsson's Dutch electrical engineer Jaap Haartsen is credited as the inventor of Bluetooth.

Bluetooth is named after the 10th century king of Denmark and Norway, Harald Bluetooth. The king famously united Danish tribes into one kingdom, much like the Bluetooth technology unites communication protocols.

IOS (IPHONE)

DEVICES NEED TO BE PAIRED PRIOR
TO CONNECTION TO BLUETOOTH.

GO TO SETTINGS

CLICK ON BLUETOOTH

IF THE GREEN SWITCH IS ON, YOU
WILL SEE A LIST OF AVAILABLE BT
CONNECTIONS THAT HAVE BEEN
PAIRED

IF THE SWITCH IS WHITE, THE BT
CONNECTION IS OFF.

CLICK THE SWITCH TO MAKE IT
GREEN TO SEE THE PAIRED BT
CONNECTIONS.

CLICK YOUR DESIRED BLUETOOTH.



BLUETOOTH

Bluetooth is primarily
used to connect devices
without using cables



ANDROID

DEVICES NEED TO BE PAIRED PRIOR
TO CONNECTION TO BLUETOOTH.

GO TO SETTINGS

CLICK ON CONNECTED DEVICES

CLICK ON BLUETOOTH

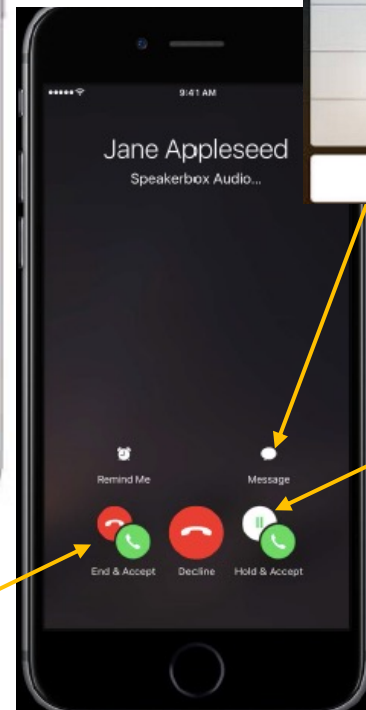
IF THE GREEN SWITCH IS ON, YOU
WILL SEE A LIST OF AVAILABLE
BT CONNECTIONS.

IF THE SWITCH IS WHITE
BLUETOOTH IS OFF.

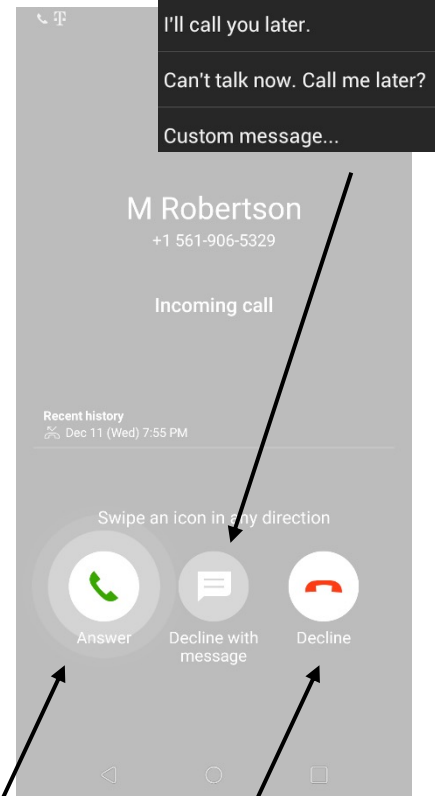
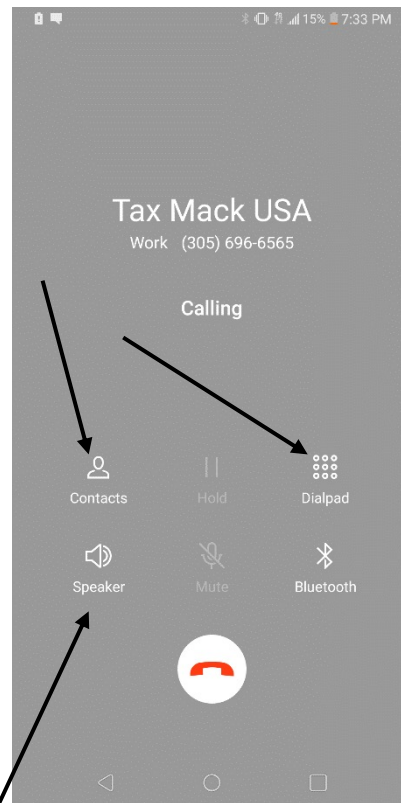
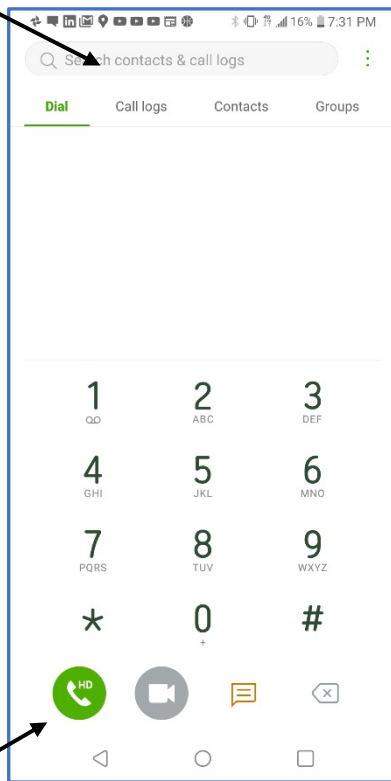
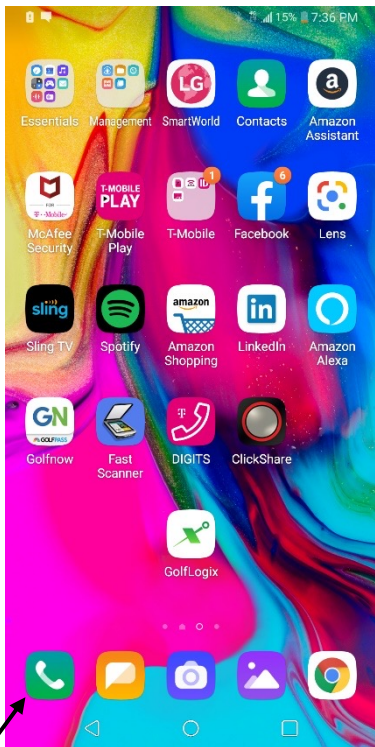
CLICK THE SWITCH TO MAKE IT
GREEN TO SEE THE BT
CONNECTIONS.

CLICK YOUR DESIRED BLUETOOTH.

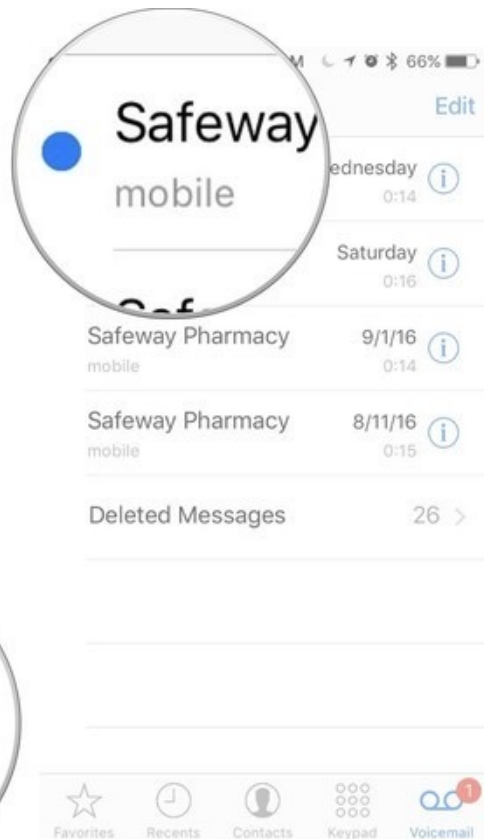
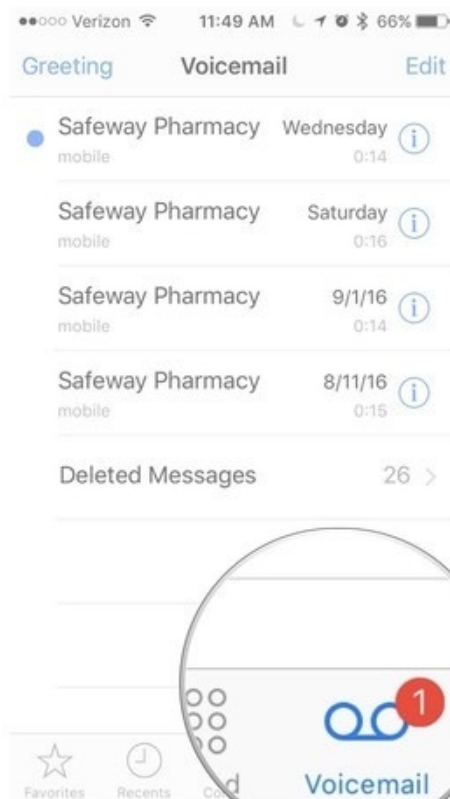
MAKING PHONE CALLS (iPhone), Call Waiting and Adding a Call



MAKING PHONE CALLS (Android), Call Waiting and Adding a Call


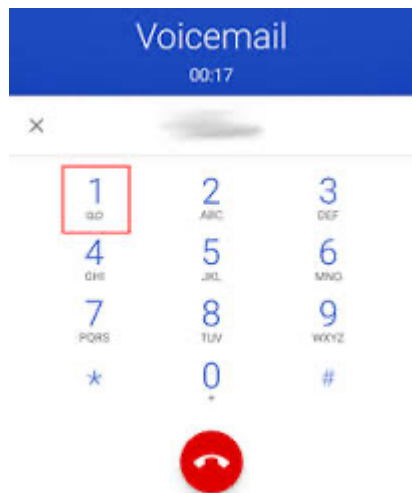


VOICEMAIL FOR IPHONE



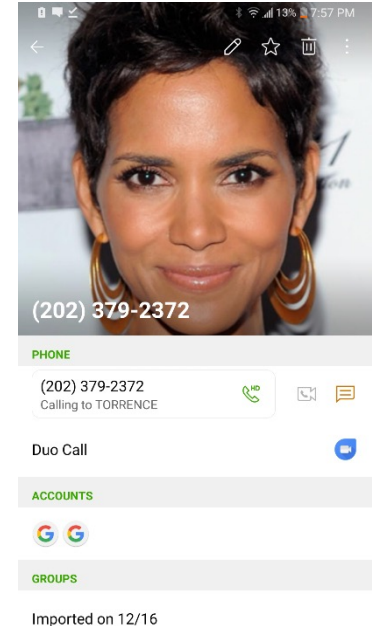
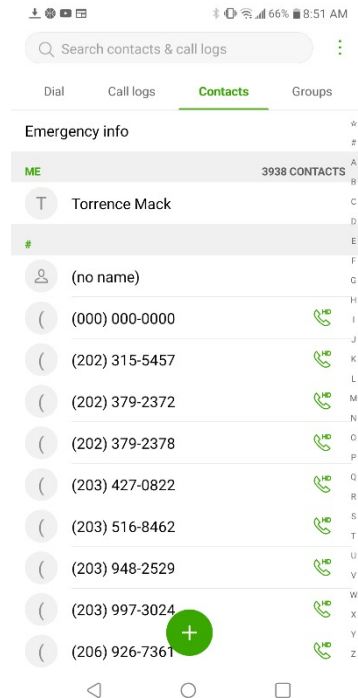
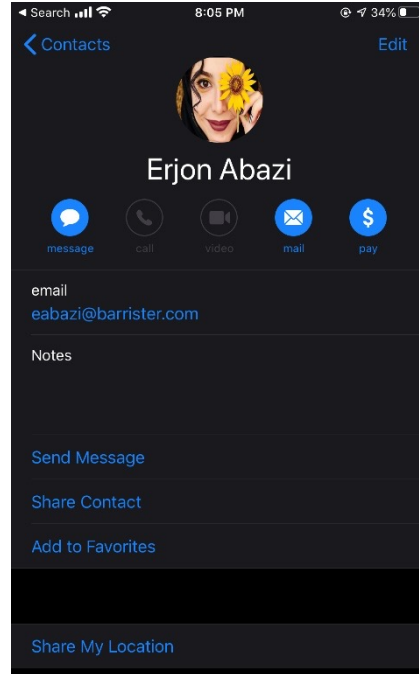
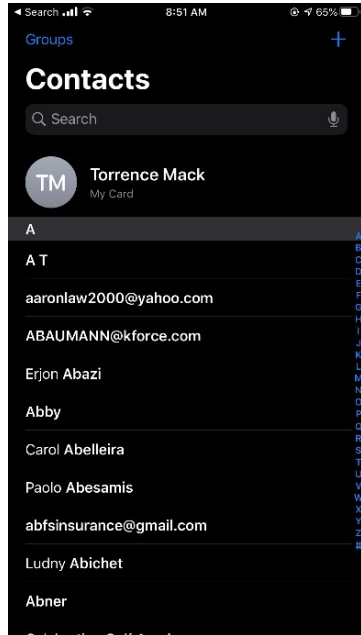
VOICEMAIL FOR ANDROID

The most common way to check your **voicemail** on your **Android** device is by calling into your mailbox. Call your number from your phone, or use the quick dial to access your **voicemail**: Launch the Phone app. At the bottom, tap the dial pad icon. Touch and hold 1. There are quite a few voicemail apps for Android. Check the Play Store for apps.



Adding and managing contacts (iPhone and Android)

The iPhone and Android both allow you to save phone numbers and contact information for the people you know. When creating a contact, you should (at the very least) enter a first and last name and a phone number. However, you can also enter other information, like an **email address, street address, picture or birthday**.



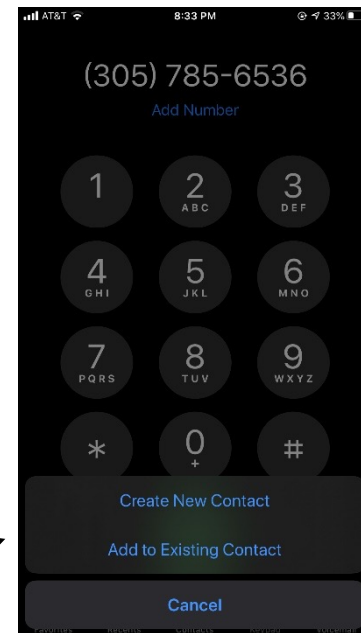
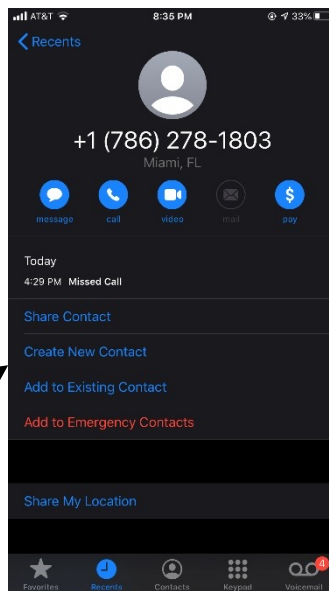
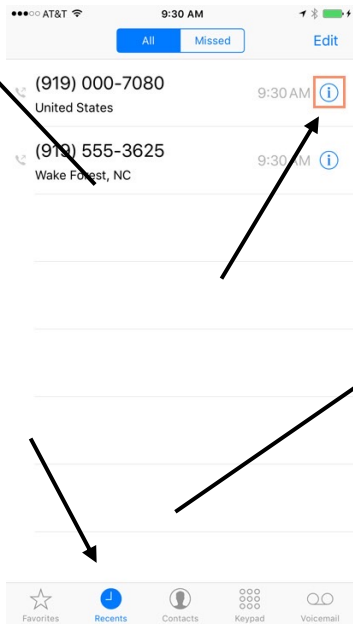
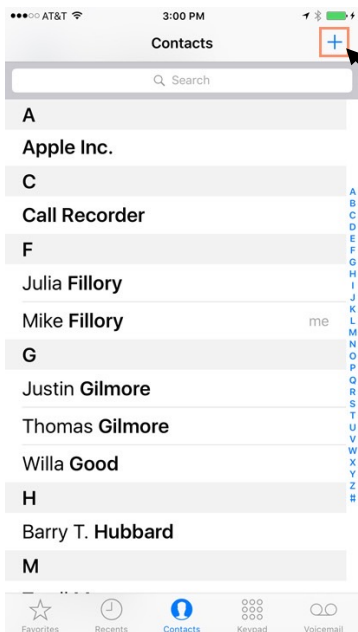
ADDING CONTACTS TO YOUR iPhone



To add a contact:

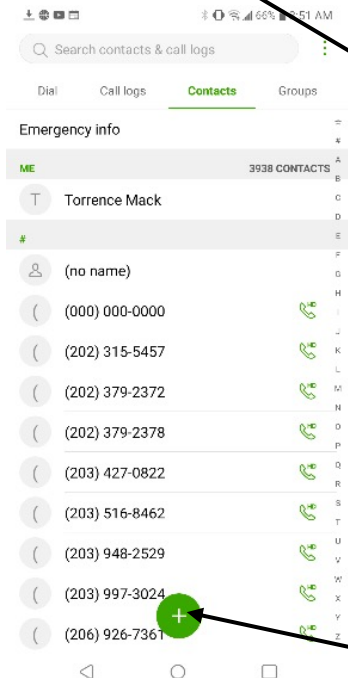
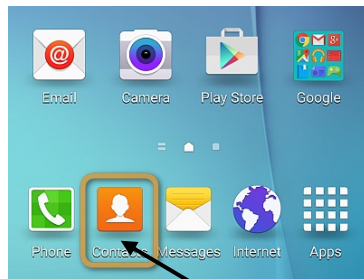
The iPhone gives you different ways to save contact information from the Phone app:

- Tap **Contacts**, then tap the **+** button in the top-right corner.
- Tap **Recents**, then tap the **Info** button next to the desired number. From here, you can create a **new contact** or add the number to an **existing contact**.
- Tap Keypad, enter a phone number, then tap Add Number.

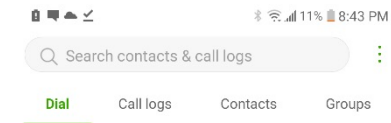


Adding and managing contacts (Android)

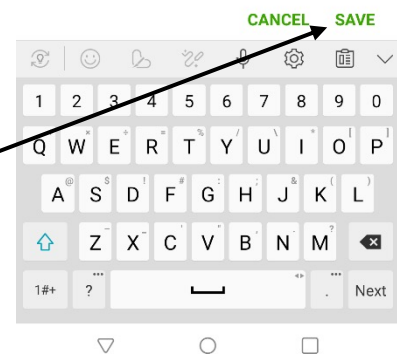
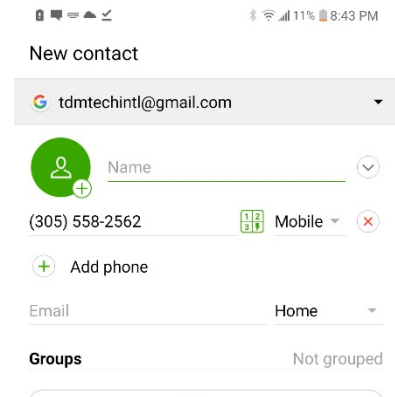
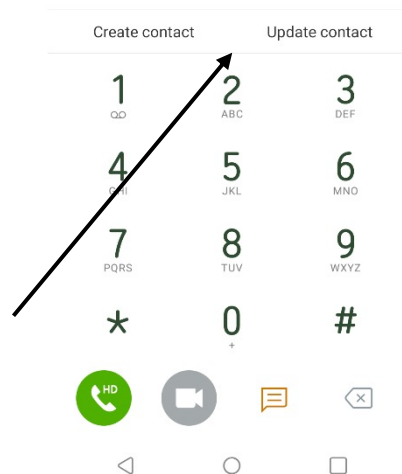
- **Using the Contacts App**
Open the **Contacts app**. You'll usually find it on the home screen or in the app drawer. Look for the outline of a person's head and shoulders on a blue or green background. Tap . The color may vary. You'll typically find it at the top or bottom-right corner of the screen.



- **Using the Phone Dialer**
Open the **Phone app**. It's the phone receiver icon that's typically on the home screen. Tap the dial icon. Enter the new contact's phone number. Once you enter the entire number, additional options will appear. Tap **Create new contact** or **Add to an existing contact** instead.

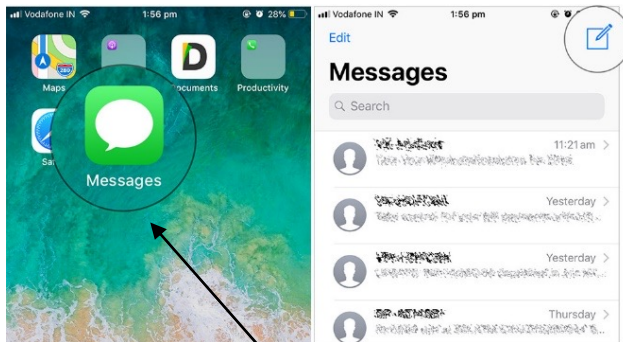


(305) 558-2562



Send and receive text messages on iPhone

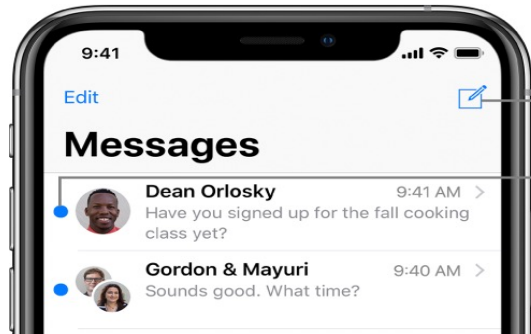
Use the Messages app to send and receive texts, photos, videos.



In Messages, you can have a conversation with one or more people.

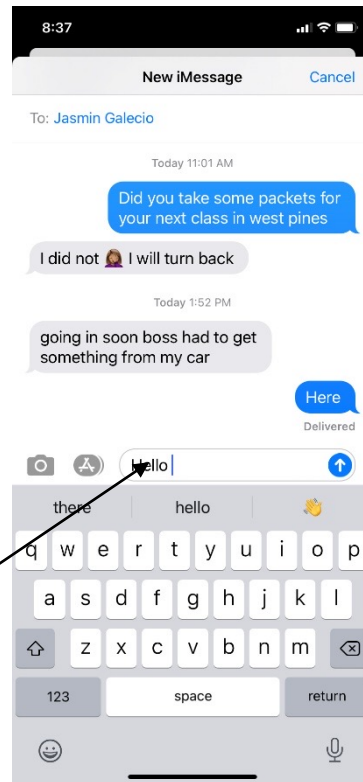
In the Messages list, tap the Compose button. Enter the phone number or Apple ID of each recipient, or tap the Add button, then choose contacts. Tap the text field, type your message, then tap the Send button to send it.

An alert appears if a message can't be sent. Tap the alert to try sending the message again.



Start a conversation.

A blue dot indicates unread messages.



iMessage

iMessage is an Apple service that sends messages over Wi-Fi or cellular connections to other iOS devices (with iOS 5 or later) and Mac computers (with OS X 10.8 or later). **These messages don't count against your messaging plan.** Messages sent via iMessage can include photos, videos, and other info. You can see when other people are typing and send read receipts to let them know when you've read their messages. For security, messages sent via iMessage are encrypted before they're sent.

iMessage texts appear in blue bubbles, and SMS/MMS texts appear in green bubbles.



With iMessage apps, you can collaborate with others in a conversation, decorate messages with stickers, share a song, and more—without leaving Messages.



Send & receive text messages in Messages (Android)

Use the Messages app to send and receive texts, photos, videos.


You can send and receive text messages with friends and contacts on Messages.

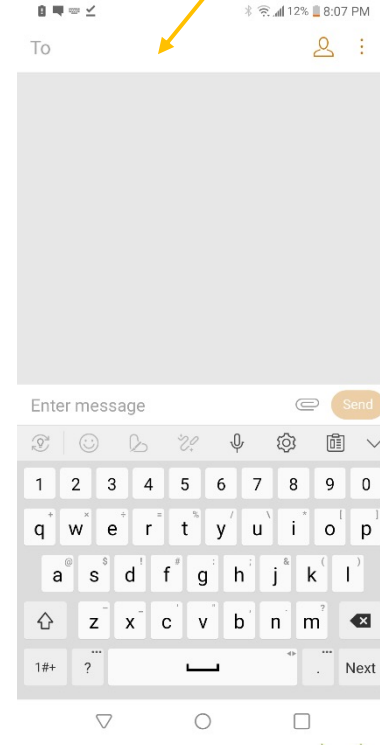
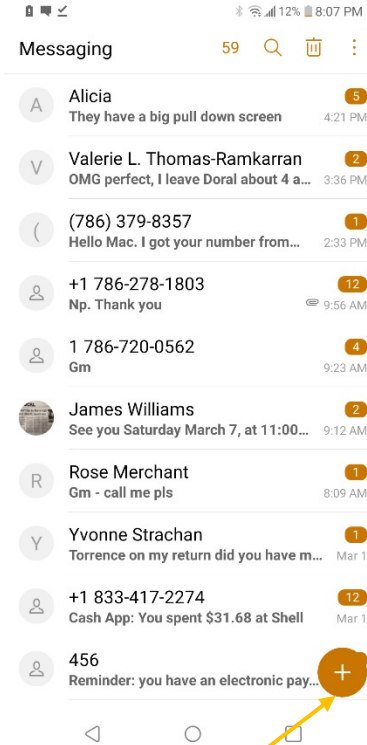
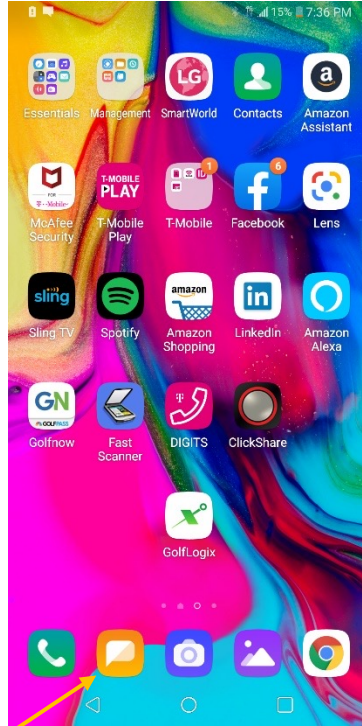
Note: Some of these steps work only on Android 6.0 and up. Learn how to check your Android version.

Start a conversation

1. Open the Messages app 
2. Tap Compose 
3. In "To," enter the names, phone numbers, or email addresses that you'd like to message. You can also pick from your top contacts or your whole contact list.


Send a message


1. Tap the message box.
2. Enter your message.
3. When you're done, tap Send 



THE SETTINGS MENU

- **TURN ON/OFF WIFI
ACCESS TO WIRELESS NETWORKS**
- **ADJUST SCREEN TIMEOUT**
- **SOUNDS AND DISPLAY**
- **PHONE MODEL AND STORAGE**





CHROME COMES INSTALLED ON ALL ANDROID DEVICES

CHROME CAN BE INSTALLED ON iPhone (App Store)

SAFARI IS ONLY AVAILABLE ON iOS or Mac OS DEVICES



CHROME

To Search or enter a web address, touch the address bar at the top of your device.



SAFARI

The keyboard will appear.

Type your search then CLICK GO on the keyboard.



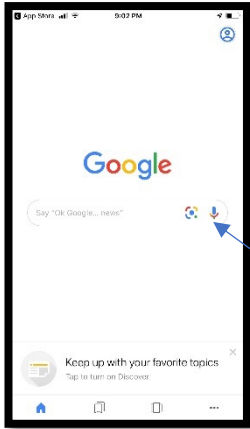
INTERNET BROWSERS

IOS (IPHONE)

GOOGLE SEARCH DOES NOT COME INSTALLED ON IOS DEVICES

IT CAN BE DOWNLOADED FROM THE APP STORE HOWEVER.

IT IS A HIGHLY RECOMMENDED SEARCH ENGINE



For Ok Google to work the Mic must be enabled

GOOGLE SEARCH

The Google app keeps you in the know about things that matter to you. Find quick answers, explore your interests, and stay up to date with Discover. The more you use the Google app, the better it gets.

Search and browse:

- Nearby shops and restaurants
- Live sports scores and schedules
- Movies times, casts, and reviews
- Videos and images
- News, stock information, and more
- Anything you'd find on the web



ANDROID

GOOGLE SEARCH COMES INSTALLED ON ALL ANDROID DEVICES

LOOK FOR A FOLDER CALLED GOOGLE ON YOUR DESKTOP.

GOOGLE SEARCH IS USUALLY IN THE GOOGLE FOLDER UNLESS IT HAS BEEN MOVED TO YOUR DESKTOP.



APPLE ID


Your Apple ID is the account you use to access Apple services like the App Store, Apple Music, iCloud, iMessage, FaceTime, Find My iPhone and more. And you can sign in to all Apple services with a single Apple ID and password.

When you purchase your phone the tech should have established you an Apple ID if this is your first Apple product.

To Find your **Apple ID** Press **Settings** → Press your **Name** at the Top then you will see your Apple ID

Forgot your Apple ID password?

- **Reset Your Apple Password on an iPhone or iPad**
- **Reset Your Apple ID Password on a Mac**
- **Reset Your Apple ID Password on the Apple ID Website**
- **Reset Your Apple ID Password via the Find My iPhone app**
- **Reset Your Apple ID Password With Two-Step Verification Enabled**



Google Account (Android)

A Google Account gives you access to many [Google products](#). With a Google Account, you can do things like:
Send and receive email using Gmail.
Find your new favorite video on YouTube.
Download apps from Google Play.

Your tech should have set you up with a Google Account if you didn't have one.



Find your Gmail address

From your Home screen, navigate: Apps icon > (Google folder) > Gmail .

**From the Inbox, tap the Menu icon (located in the upper-left). 3 lines
Tap Settings.**

Forgot your Password?

- Reset password from your device
- Reset Google password from a computer





The App Store allows users to browse and download apps developed with Apple's iOS software development kit. (Wikipedia)

Below, you will find the payment methods typically accepted by the iTunes store:

Credit cards

Debit cards

Prepaid Gift cards

PayPal

iTunes Gift cards

Store credit, from redeeming App Store & iTunes Gift Cards or Apple Music Gift Cards

A P P S



Google Play Store serves as the official app store for the Android operating system, allowing users to browse and download applications developed with the Android software development kit and published through Google. (Wikipedia)

Payment Methods Accepted by Google Play

Credit or Debit Cards – VISA, American Express, Discover, Mastercard

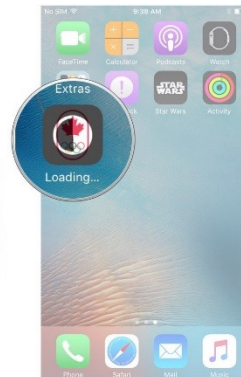
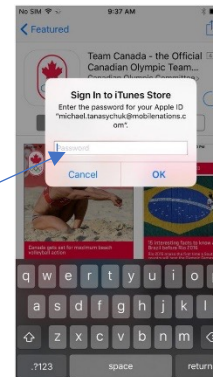
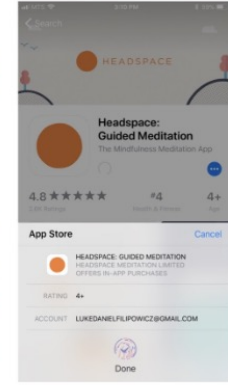
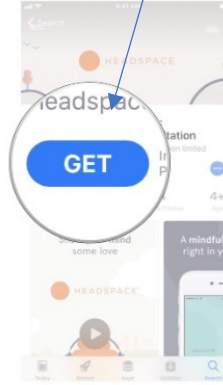

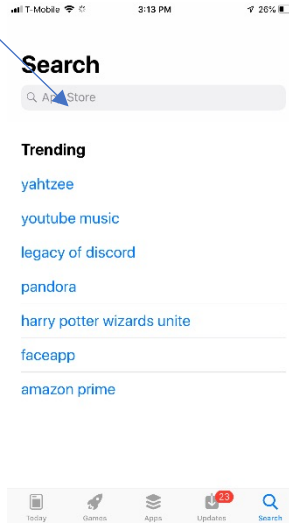

Google Play Gift Cards – Buy and use Google Play gift cards or some [promotional codes](#)

Google Pay – In the US and UK you can use your Google Pay balance on the Play Store

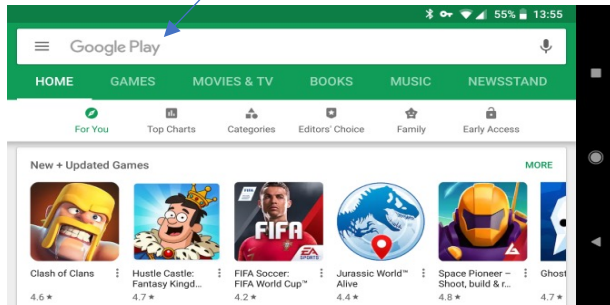
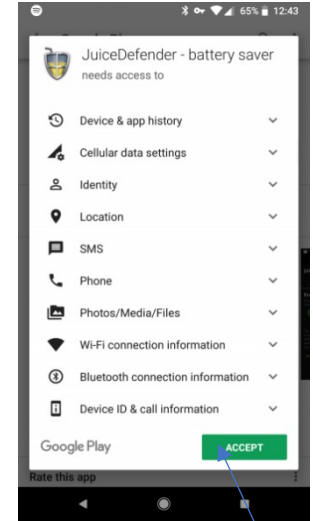

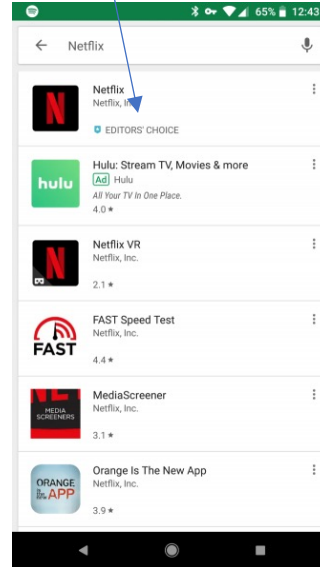
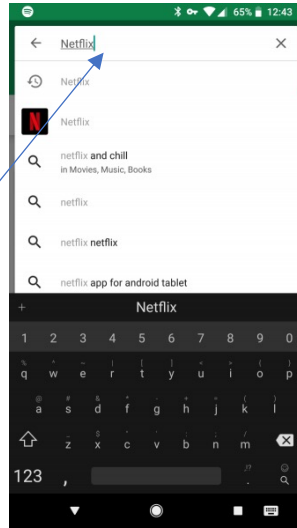

Direct Carrier Billing – Add purchases to your AT&T, Boost, Sprint, T-Mobile, US Cellular, or Verizon bill

PayPal – Use your [PayPal account to buy apps](#) or digital content

Downloading Apps from the App Store(iPhone)



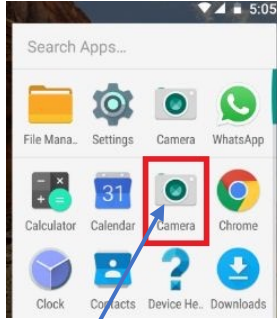
Downloading Apps from the Play Store(Android)





BEST APPS
FOR
SENIORS


USING THE CAMERA



Take a Picture

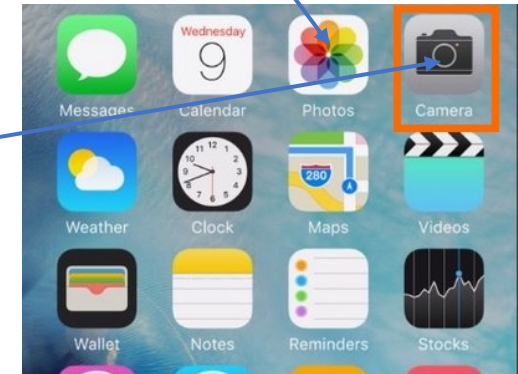
You can take high-resolution pictures using your phone's camera.

1. Tap **Camera** and use the display screen as a viewfinder by aiming the camera at the subject.
2. Tap the shutter button to take the picture
3. There is an icon on the camera that allows you to activate the selfie camera or the rear camera.



Note:

After you take a picture with your camera or save a picture from a text message, the photo goes to the Gallery (Android) or Photos (iPhone).



Features of Android/iPhone Cameras


Flash on/off AF

Settings
(Timer)

Mode (Food,
Panorama,
etc.

Image types

Video camera



Camera
Selector

Shutter

Flash on/off AF

Image types

Live

Timer

Mode

Camera Selector





Pharmacy & Health

- Refill prescriptions in seconds by scanning your barcode
- Manage your medications with Pill Reminder*
- Set friendly Rx Alerts for refills and pickups
- Skip the waiting room with a video chat via Live Doctor Consultation**
- Easily refill and check prescription status for you and your family Doctor Consultation

Photo

- Print photos right from your device, Facebook, Instagram and more

Savings & Rewards

- Browse the Weekly Ad anytime, anywhere
- Clip coupons and save instantly at checkout with Balance® Rewards
- Track your Balance® Rewards points*** and save at the register

Shopping

- Shop products at home or on the go
- Find your nearest Walgreens with Store Locator
- Use in store to save while you shop





WhatsApp

WhatsApp Messenger is a freeware, cross-platform messaging and Voice over IP service owned by Facebook. It allows the sending of text messages and voice calls, as well as video calls, images and other media, documents, and user location. [Wikipedia](#)

Whether you're shopping in store or at home, get trip planning, exclusive savings and more with the Target app. Plus, the new Wallet feature is the fastest, easiest way to save and pay in store.



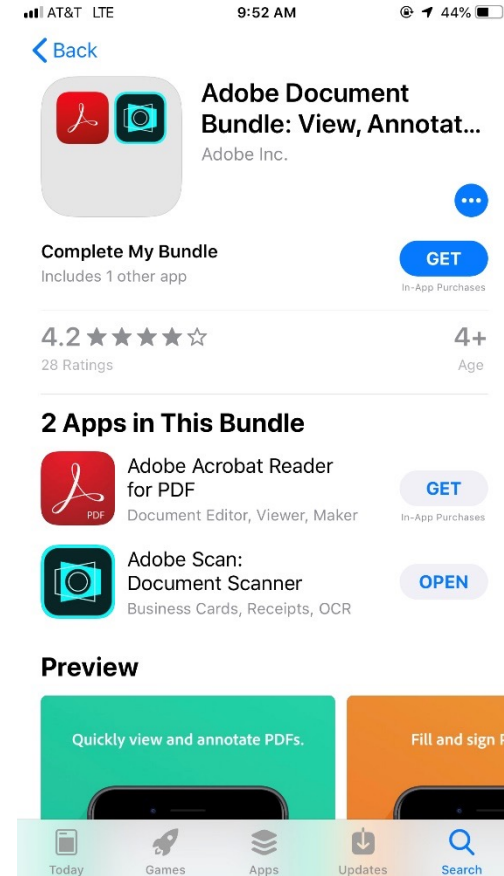
Plan your next Target Run by checking out the Weekly Ad, Cartwheel offers and item availability all in one place. Then streamline your Run with store maps and aisle locations, and scan item barcodes for prices, reviews and available deals.

Add your credit or debit REDcard to your Wallet to pay and redeem Cartwheel offers with a single scan at checkout. You can also redeem store coupons in Wallet!

The app also makes it easy to shop from anywhere, allowing you to search our entire selection, complete with online promotions and flexible ordering options. Order quickly and securely every time, then choose to pick it up at your local store or have it delivered to your home.

The free **Adobe Scan app** turns your device into a powerful portable PDF **scanner** that recognizes text automatically (**OCR**). Use this mobile document **scanner** to turn anything — receipts, notes, documents, pictures, business cards, whiteboards — into an **Adobe** PDF with content you can reuse from each PDF and photo **scan**.

Once you scan items as PDFs, you can email to recipients. A great tool to store you store receipts, prescriptions, etc....





Lyft operates in the United States and Canada. They set specific requirements on the vehicles used by drivers and have several different categories or levels of service. The Lyft app and dashboard Amp notify passengers of the driver's arrival and give the passenger an estimated cost in advance.

Uber serves not only the United States and Canada but provides service in many cities worldwide including those in the European Union, Central and South America, Africa, Asia, and Australia and New Zealand. Uber also sets vehicle requirements and lists several different categories of service. The Uber app helps passenger and driver find one another and estimates the cost of the ride in advance.



Publix

- Browse the weekly ad, clip digital coupons, or do both from the Savings section.
- Search for products and savings at once, including coupons, sale items, and items available for in-store pickup.
- Choose an ordering service: delivery, in-store pickup, or curbside pickup.
- Build a custom sub or flatbread and have it waiting for you at your favorite Publix. Save more time and pay online.
- Customize a decorated cake and preview your design.
- Create, save, and access shopping lists and see what aisle each product is on.
- Add items to your shopping list, including sale items, coupons, favorites, and items from your purchase history.
- Use the barcode scanner to scan and add items to your shopping list.
- Use your phone to pay for groceries at checkout.



Google Maps is a web mapping service developed by Google. It offers satellite imagery, aerial photography, street maps, 360° panoramic views of streets, real-time traffic conditions, and route planning for traveling by foot, car, bicycle and air, or public transportation. [Wikipedia](#)



Google Chrome is a cross-platform web browser developed by Google. It was first released in 2008 for Microsoft Windows, and was later ported to Linux, macOS, iOS, and Android. The browser is also the main component of Chrome OS, where it serves as the platform for web apps. [Wikipedia](#)



Radio.com is a free broadcast and Internet radio platform owned by Entercom. Radio.com functions as a music recommender system and is the national umbrella brand for Entercom's radio network aggregating its over 235 local Entercom radio stations across the United States. [Wikipedia](#)



Pandora Radio is a music streaming and automated music recommendation internet radio. The service plays songs that have similar musical traits. The free version plays commercials as the paid version streams commercial free.



Get the official YouTube app for Android phones and tablets. See what the world is watching -- from the hottest music videos to what's trending in gaming, entertainment, news, and more. Subscribe to channels you love, share with friends, and watch on any device.

With a new design, you can have fun exploring videos you love more easily and quickly than before. Just tap an icon or swipe to switch between recommended videos, your subscriptions, or your account. You can also subscribe to your favorite channels, create playlists, edit and upload videos, express yourself with comments or shares, cast a video to your TV, and more – all from inside the app.

QUESTIONS????



**Learn to use your Smart Phone,
Mobile Device & Computer
with our easy course
at a slow pace!**

Emailing, Texting, Skype, Snap Chat,
Siri, Google, Posting, Face Time,
Instagram, Twitter, Calendar,
Scanning, Pics, Hangout, Printing



Call for Details
(561)

344-5188

TORRENCE MACK