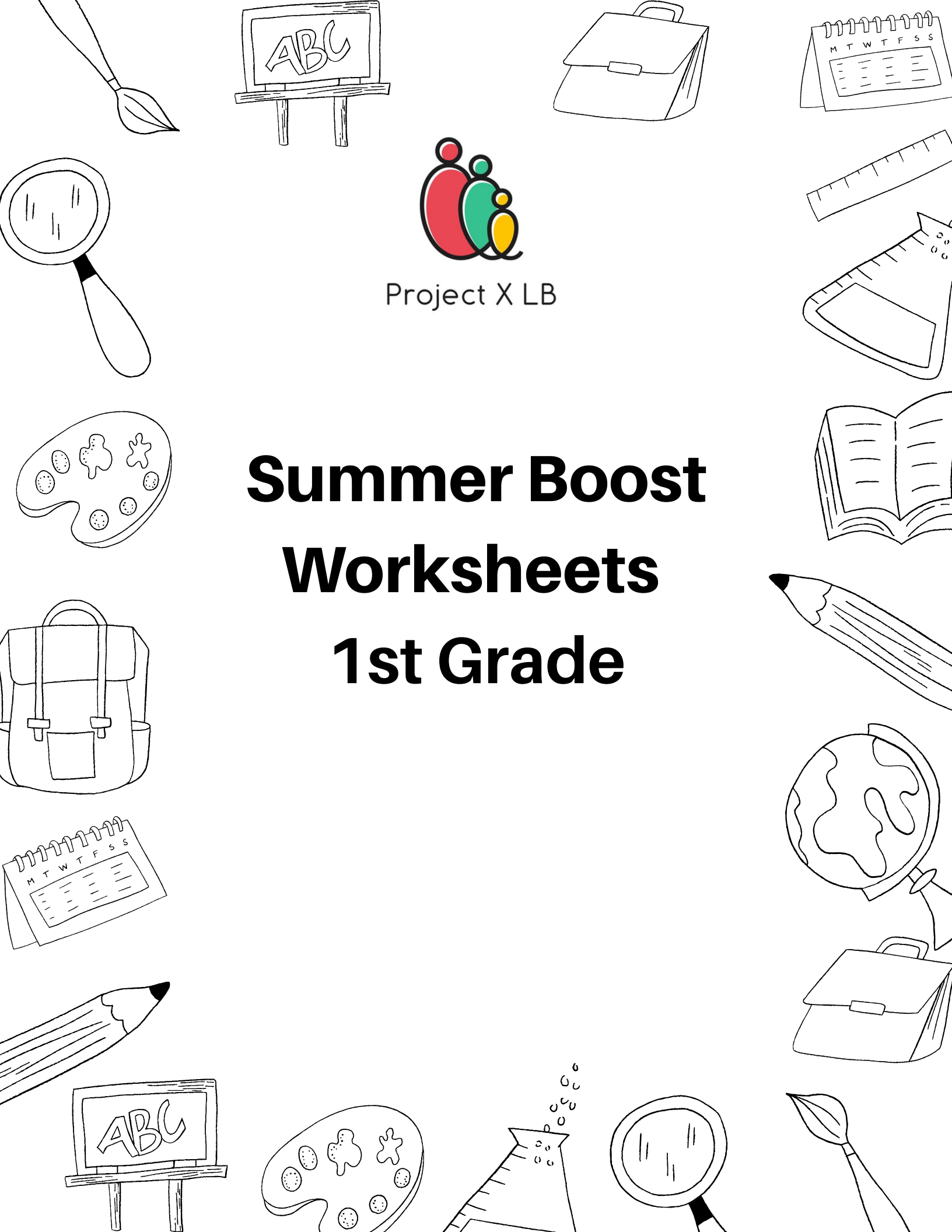




Project X LB

# Summer Boost Worksheets 1st Grade






\_\_\_\_\_ 's

# Summer Break Review

Hooray! It's Summer Break!

Use this packet to help keep your brain growing while  
we are out of school.

And most importantly, have a FUN & SAFE SUMMER!




# SUMMER

## SIGHT WORDS LOG

Color a sun every time you finish reading all the sight words below!


|       |       |       |       |       |
|-------|-------|-------|-------|-------|
| after | again | an    | any   | ask   |
| by    | could | every | fly   | from  |
| give  | going | had   | has   | her   |
| him   | his   | how   | just  | know  |
| let   | live  | may   | of    | old   |
| once  | open  | over  | put   | round |
| some  | stop  | take  | thank | them  |
| then  | think | walk  | were  | when  |



# My Summer


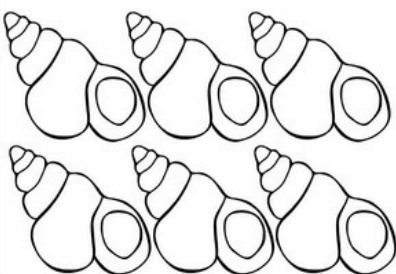

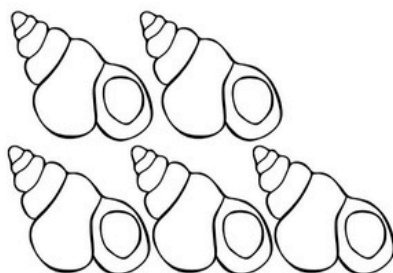
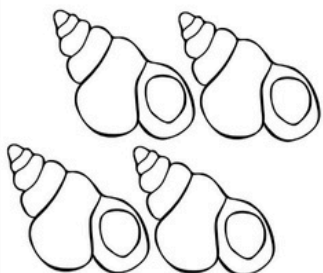
## Counting Log

Color a shell every time you finish counting to 120. You may count by ones  
or by tens!





# ADD



**CLEAN , DIRTY**

SYNONYMS

ANTONYMS

**LAUGH , GIGGLE**

SYNONYMS

ANTONYMS

**ABOVE , BELOW**

SYNONYMS

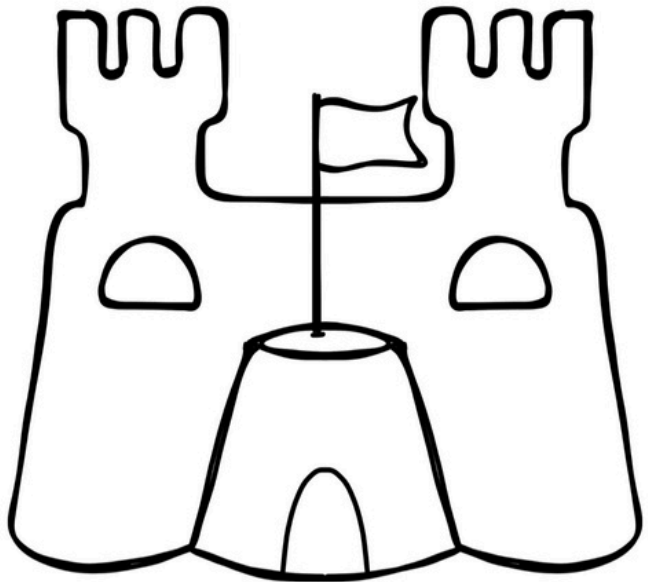
ANTONYMS

**LARGE , BIG**

SYNONYMS

ANTONYMS

**SYNONYMS OR  
ANTONYMS?**



**JUMP , LEAP**

SYNONYMS

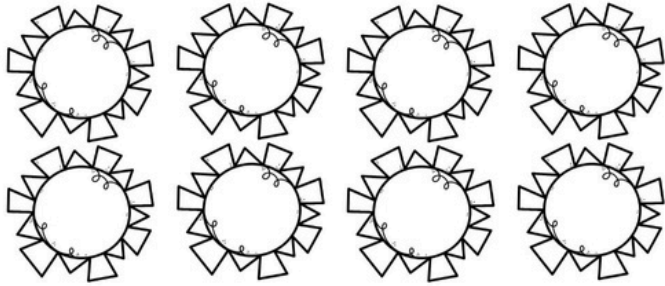
ANTONYMS

**EASY , DIFFICULT**


SYNONYMS

ANTONYMS


# SUBTRACT




$$8 - 5 = \underline{\quad}$$




$$11 - 6 = \underline{\quad}$$



$$9 - 7 = \underline{\quad}$$



$$10 - 4 = \underline{\quad}$$



$$12 - 8 = \underline{\quad}$$



# CONTRACTIONS

Write the contractions the 2 words make.



should

not



they

will



he

is

Write the 2 words that make the contractions.



can't



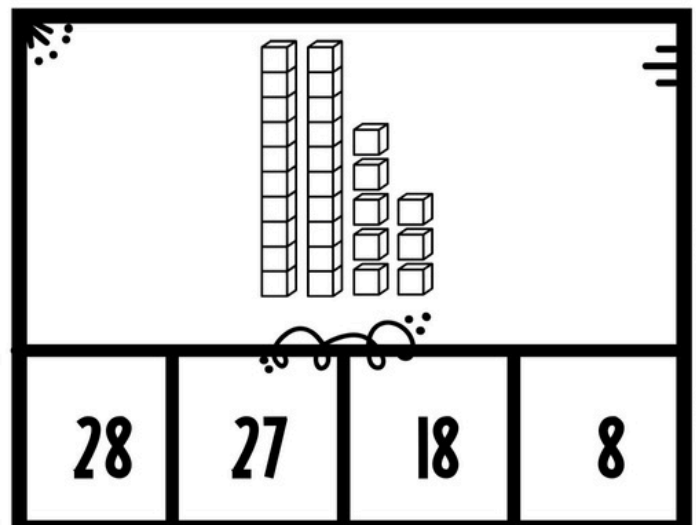
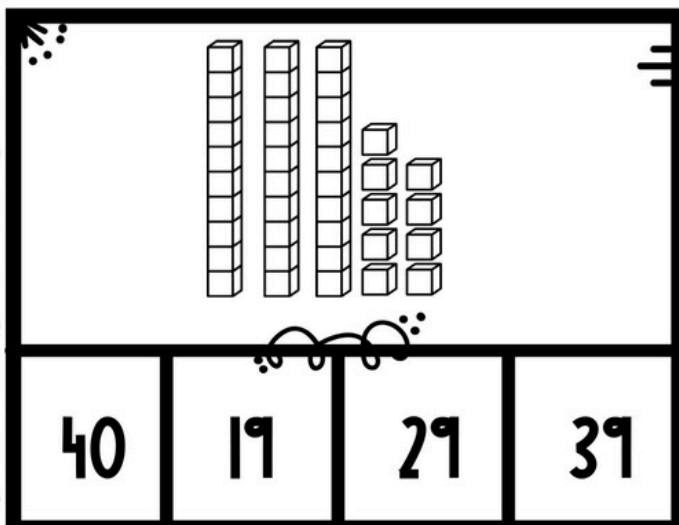
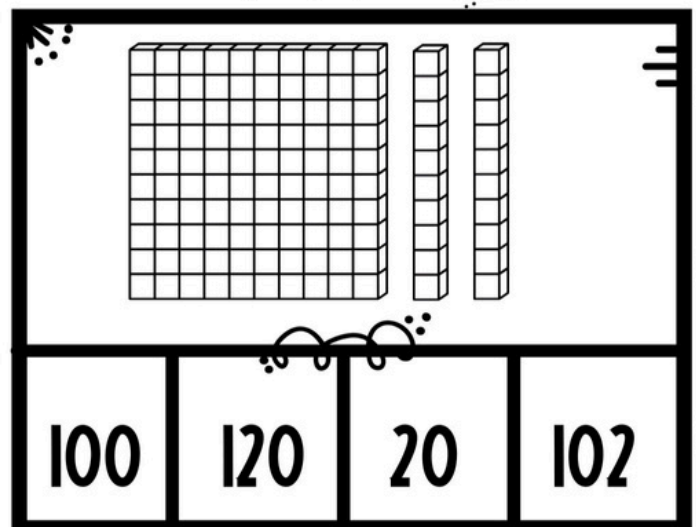
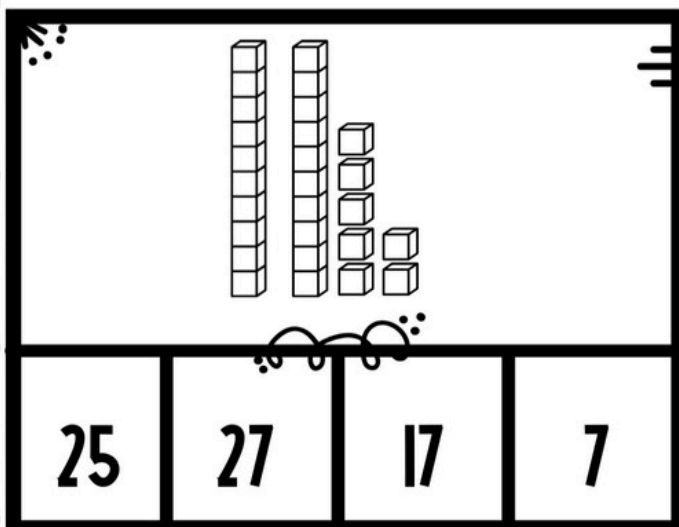
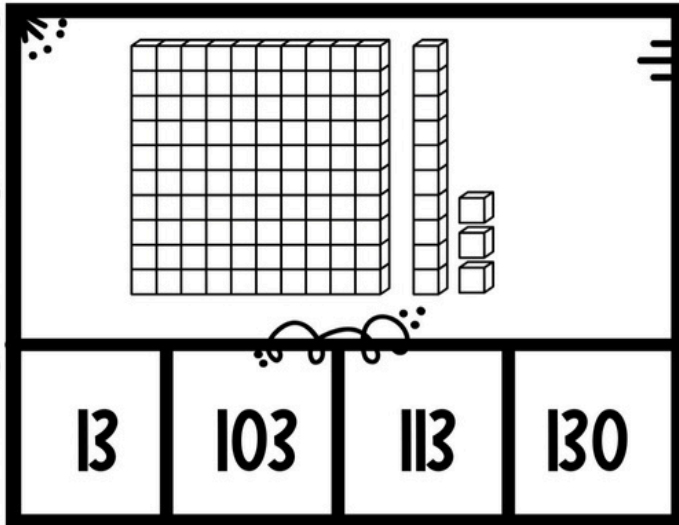

haven't



doesn't



# COUNT THE HUNDREDS, TENS, & ONES



# VOWEL TEAMS


Read each word and think about the two vowels that are joined to make one sound.

Use the code below to color the picture.


-ue-



-ee-



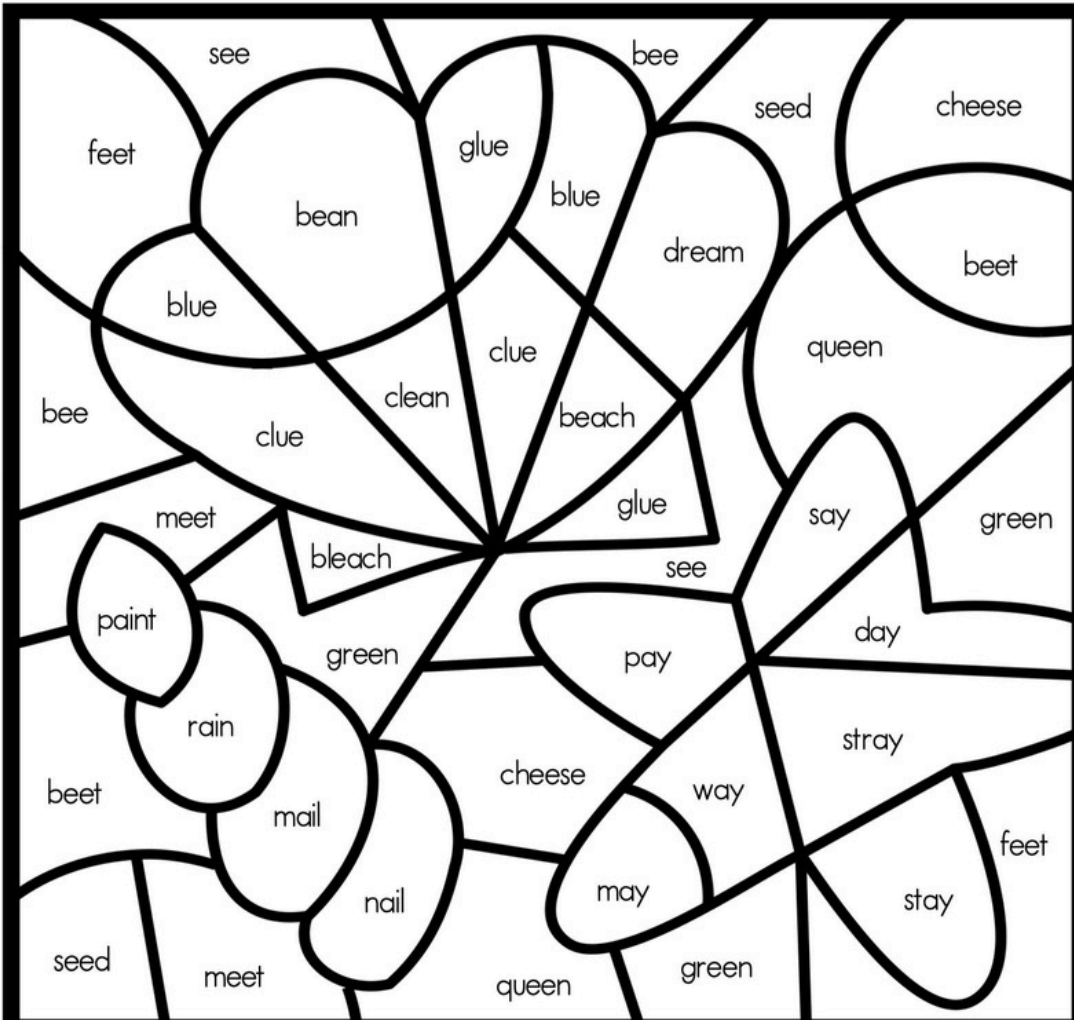
-ea-



-ai-



-ay-







# STORY RETELL

Read a book and retell the events in the story.

**BEGINNING**

---

---

---

---

---

---

---

---

---

---

**MIDDLE**

---

---

---

---

---

---

---

---

---

---

**END**

---

---

---

---

---

---

---


---

---

---


# COUNT THE SYLLABLES

sun




|   |   |   |
|---|---|---|
| 1 | 2 | 3 |
|---|---|---|

dolphin




|   |   |   |
|---|---|---|
| 1 | 2 | 3 |
|---|---|---|

watermelon




|   |   |   |
|---|---|---|
| 2 | 3 | 4 |
|---|---|---|

sunscreen




|   |   |   |
|---|---|---|
| 1 | 2 | 3 |
|---|---|---|

goggles




|   |   |   |
|---|---|---|
| 1 | 2 | 3 |
|---|---|---|

relax




|   |   |   |
|---|---|---|
| 1 | 2 | 3 |
|---|---|---|

crab




|   |   |   |
|---|---|---|
| 1 | 2 | 3 |
|---|---|---|

umbrella




|   |   |   |
|---|---|---|
| 2 | 3 | 4 |
|---|---|---|

vacation




|   |   |   |
|---|---|---|
| 2 | 3 | 4 |
|---|---|---|

sunglasses



|   |   |   |
|---|---|---|
| 2 | 3 | 4 |
|---|---|---|

sandcastle



|   |   |   |
|---|---|---|
| 2 | 3 | 4 |
|---|---|---|

# SUMMER WRITING

Write to tell about the picture.



# DIGRAPHS

Read each word and think about the middle vowel sound. Use the code below to color the picture.

th



wh



ch



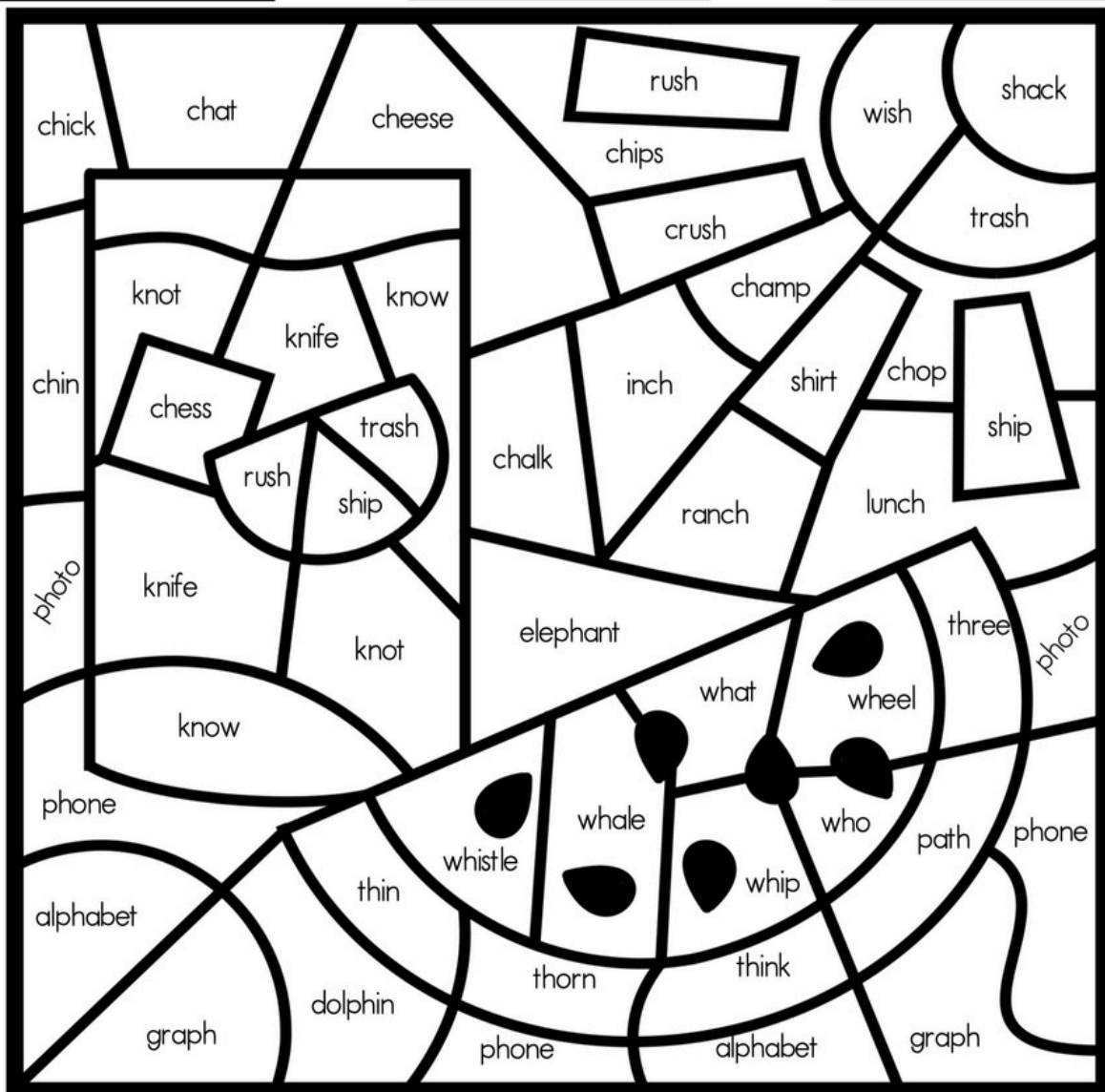

sh



kn




ph





# COLOR THE SHAPES

circle



pentagon



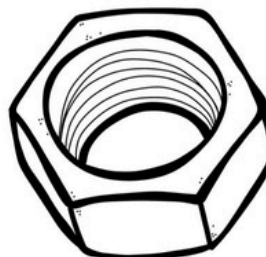
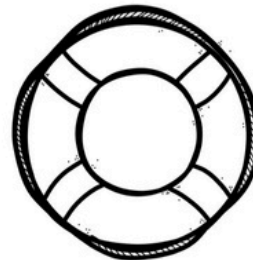

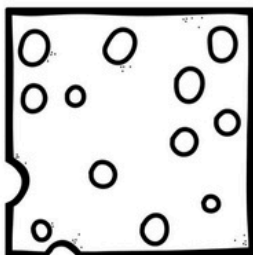


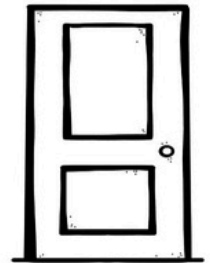
rectangle



triangle

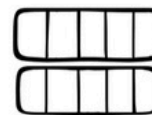

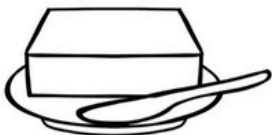
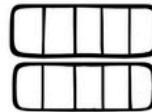



hexagon

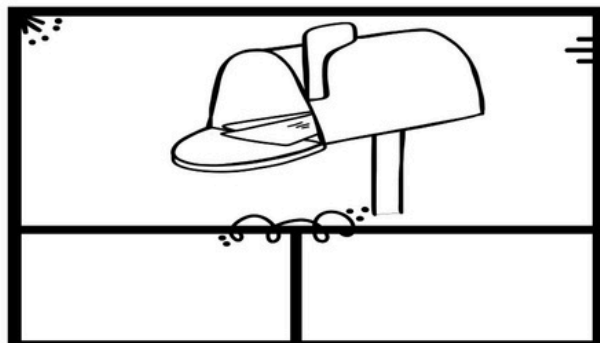


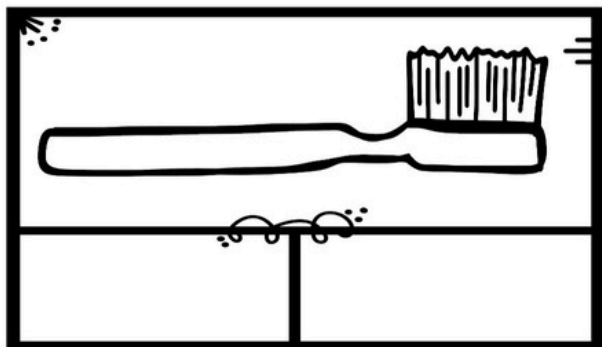


# COMPOUND WORDS

Write the compound word.



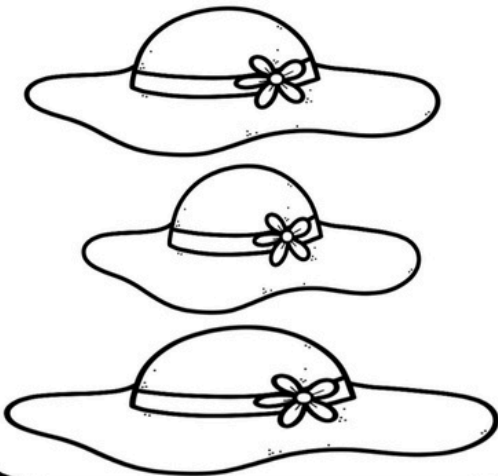
Write the 2 words that make the compound word.






# COMPARING LENGTH & HEIGHT


Color the shortest  
sun hat.



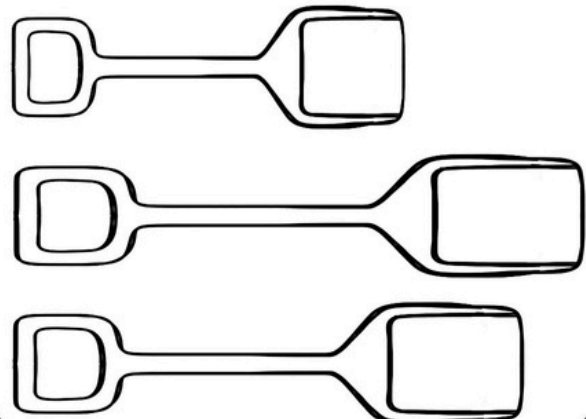
Color the tallest  
lighthouse.



Color the shortest  
popsicle.



Color the longest  
shovel.



# CHARACTERS & SETTING

Read a book and tell about the characters and setting in the story.



Who are the **CHARACTERS** in the story?

---

---

---

---

**WHEN** and **WHERE** does the story take place?

---

---

---

# "R"-CONTROLLED VOWELS

Read each word and think about the r-controlled vowel. Use the code below to color the picture.

-ir



-ur



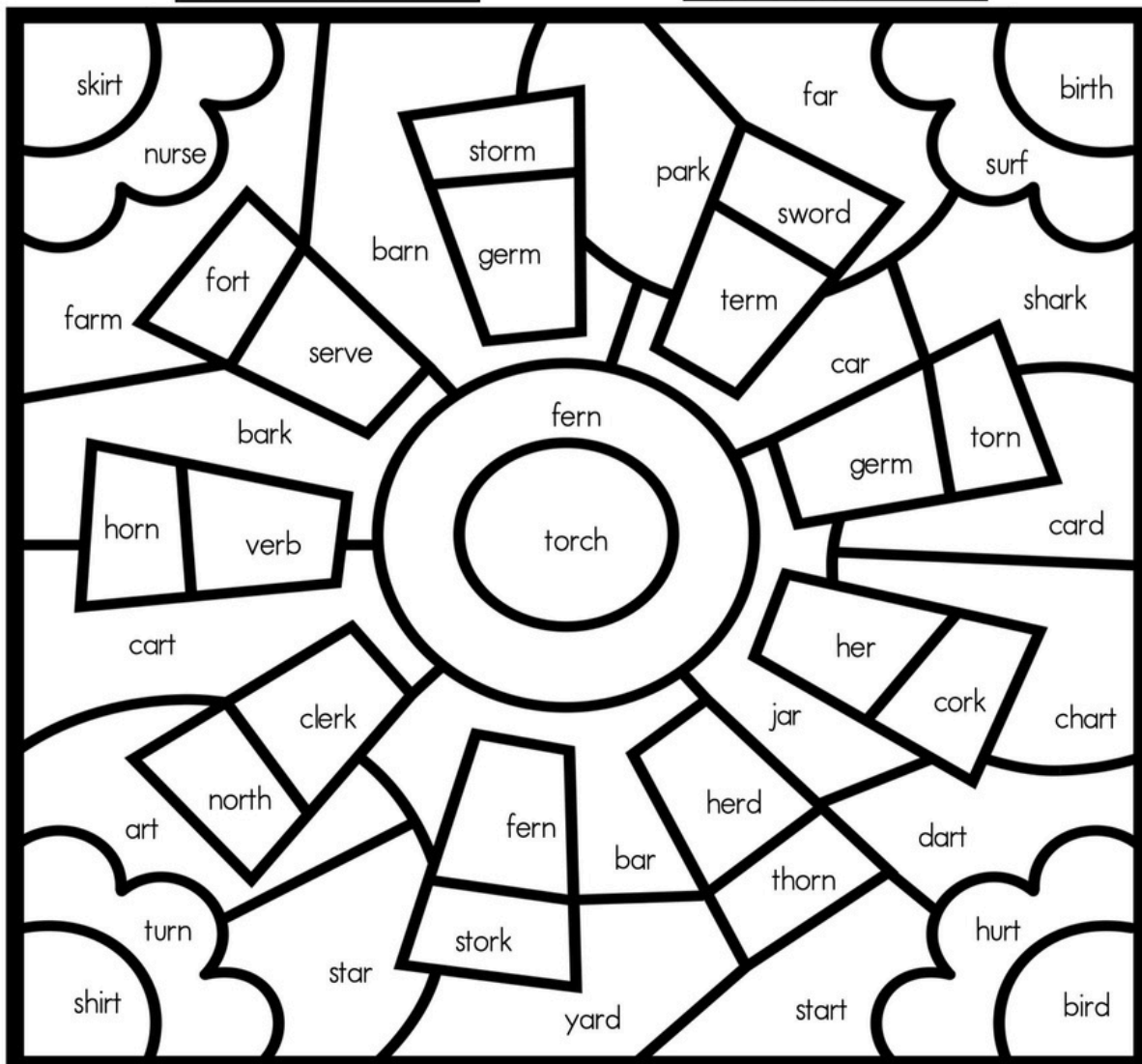
-ar



-er




-or




# LONG VOWEL SOUNDS

Complete the spelling by adding the correct vowel.



c \_ k \_ e



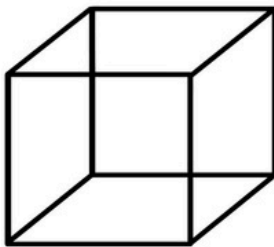
b \_ t \_ e



h \_ v \_ e



s \_ t \_ v \_ e



c \_ b \_ e



s \_ k \_ t \_ e



$$\begin{array}{r} 4 \\ + 3 \\ \hline \end{array}$$

$$\begin{array}{r} 27 \\ + 2 \\ \hline \end{array}$$

$$\begin{array}{r} 6 \\ + 2 \\ \hline \end{array}$$

$$\begin{array}{r} 14 \\ + 2 \\ \hline \end{array}$$

$$\begin{array}{r} 12 \\ + 4 \\ \hline \end{array}$$

$$\begin{array}{r} 34 \\ + 5 \\ \hline \end{array}$$

$$\begin{array}{r} 13 \\ + 5 \\ \hline \end{array}$$


$$\begin{array}{r} 16 \\ + 2 \\ \hline \end{array}$$





# SHORT VOWEL SOUNDS

Complete the spelling by adding the correct vowel.



m g



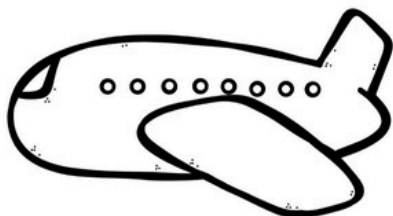
h n




n p



w t



j t



c t





# SUMMER WRITING

Write to tell about the picture.



# DIPHTHONGS

Read each word and think about the pair of letters that make the vowel sound. Use the code below to color the picture.

**au**



**aw**




oi




ou



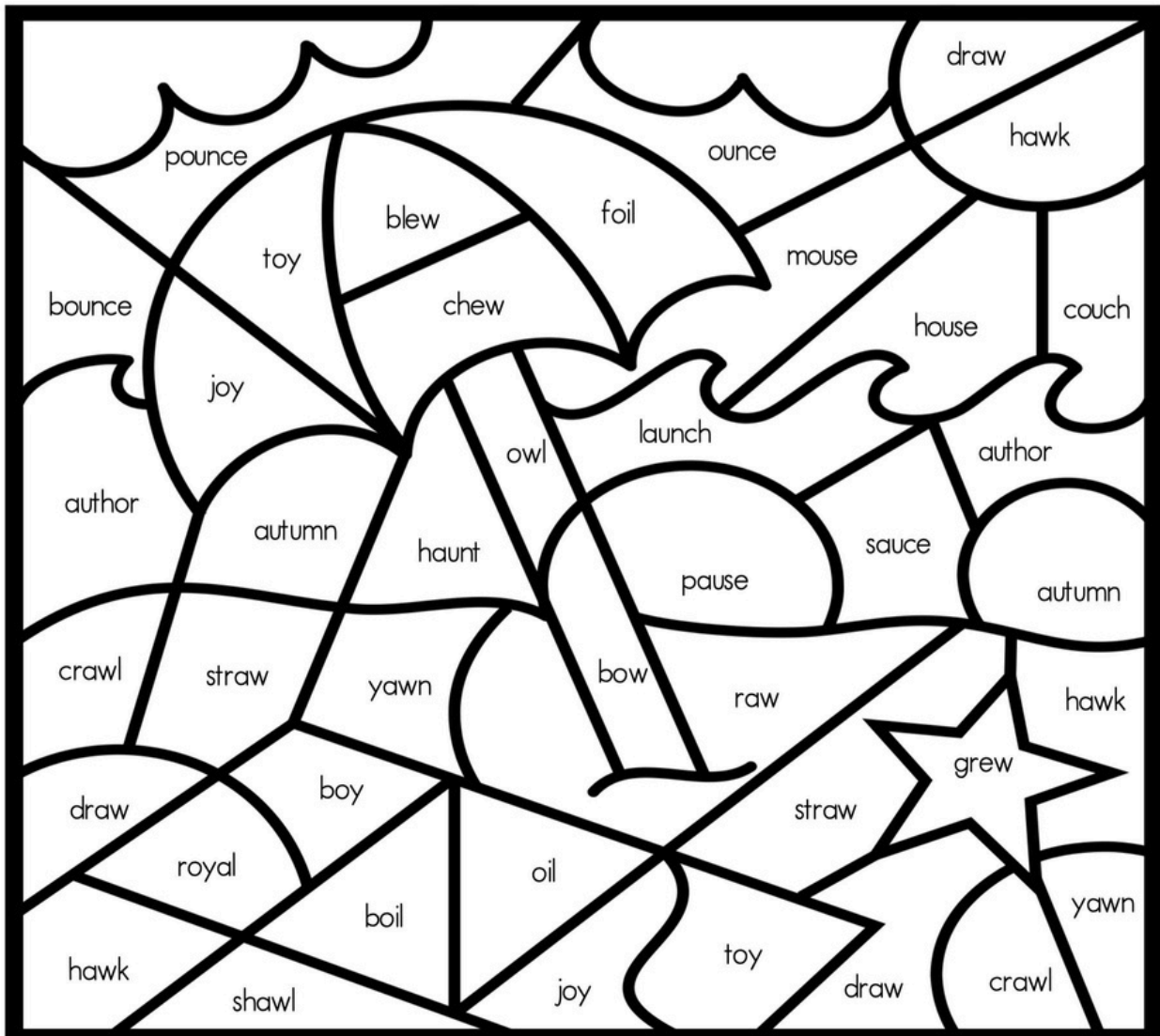
OW



oy









ew





# SUBTRACT



# COMPARE THE NUMBERS

Color in the  $>$ ,  $<$  or  $=$  sign to compare the numbers.


9  $\begin{matrix} < \\ > \\ = \end{matrix}$  4


11  $\begin{matrix} < \\ > \\ = \end{matrix}$  10


12  $\begin{matrix} < \\ > \\ = \end{matrix}$  8

6  $\begin{matrix} < \\ > \\ = \end{matrix}$  9

Fill in the  $>$ ,  $<$  or  $=$  sign to compare the numbers. Then color the greater number.

14  12


16  18

19  17


13  15

# COLOR THE 3D SHAPES


sphere









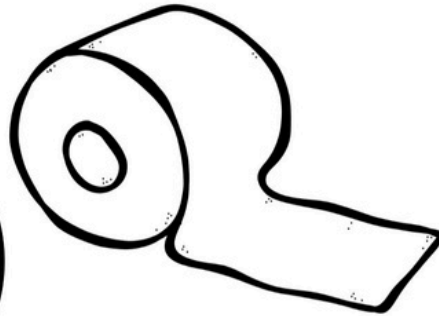

cylinder



cube

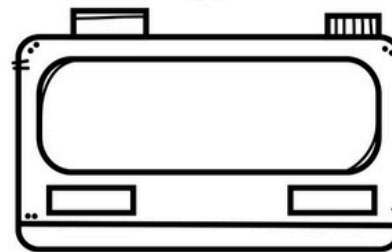
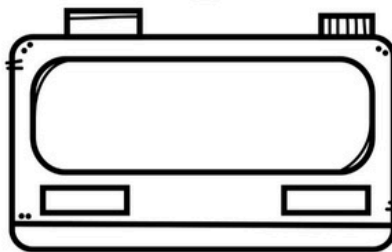
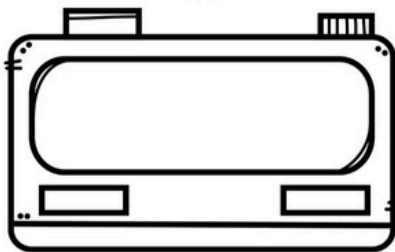





cone

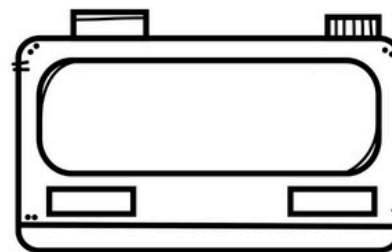
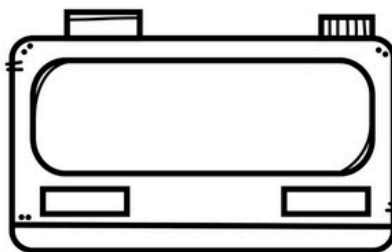
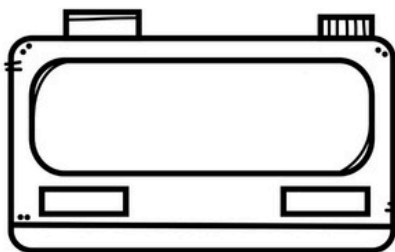
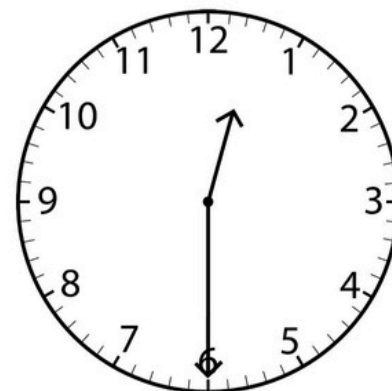





# TIME TO THE HOUR



# TIME TO THE HALF HOUR





# SIGHT WORDS

Read each sight word. Use the code below to color the picture.


**ask**



**live**



**once**



**give**




**take**



**every**




**after**






# ADDITION NUMBER STORIES

Charlotte found 3 shells at the beach. Julia found 4 shells at the beach. Shayla found 2 shells at the beach. How many shells did the friends find altogether?




\_\_\_\_\_ SHELLS

James ate 5 slices of watermelon. Andy ate 3 slices of watermelon. Kenny ate 3 slices of watermelon. How many slices of watermelon did the friends eat altogether?




\_\_\_\_\_ SLICES




# MISSING SUBTRAHEND

Fill in the missing **subtrahend** to make the subtraction sentence true.





$$18 - \square = 9$$

$$10 - \square = 4$$



$$7 - \square = 2$$

$$16 - \square = 6$$



$$12 - \square = 9$$

$$19 - \square = 10$$



# SUMMER WRITING

Write to tell about the picture.



# BEGINNING BLENDS

Read each word and think about the sound the 1<sup>st</sup> two letters make. Use the code below to color the picture.


gr-



dr-



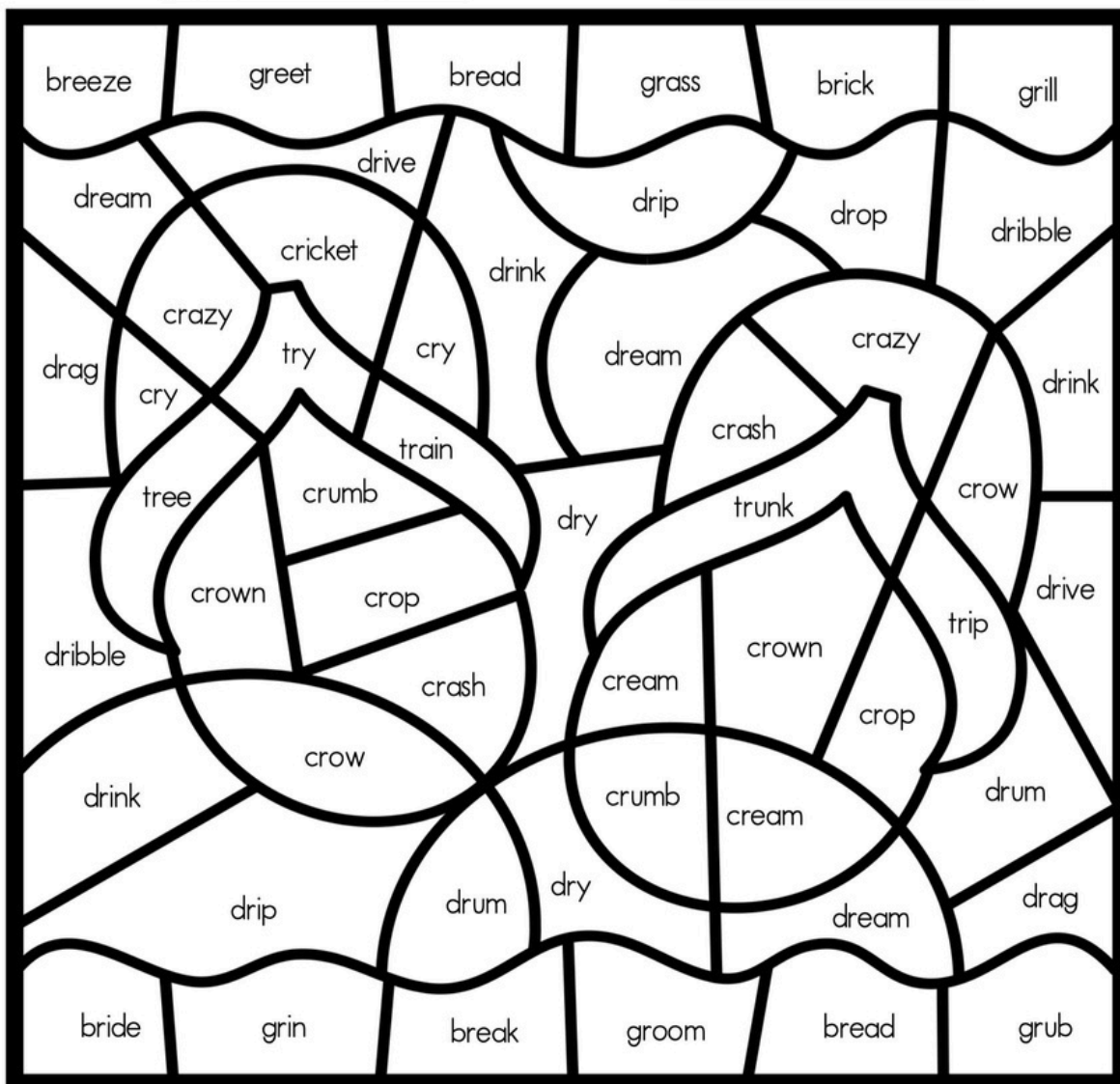
tr-




cr-



br-








# SUBTRACTION NUMBER STORIES

There 18 pieces of trash in the sand on Beach Clean Up day. Allison picked up 12 pieces of trash. How many pieces trash are left on the ground now?



\_\_\_\_\_ pieces

Mrs. Carlson brought 16 popsicles to the end of the school year party. Her students ate 9 of the popsicles. How many popsicles are left?



\_\_\_\_\_ popsicles



# 10 MORE & 10 LESS

4

\_\_\_\_\_ ten less

\_\_\_\_\_ ten more

18

\_\_\_\_\_ ten less

\_\_\_\_\_ ten more

12

\_\_\_\_\_ ten less

\_\_\_\_\_ ten more

5

\_\_\_\_\_ ten less

\_\_\_\_\_ ten more

9

\_\_\_\_\_ ten less

\_\_\_\_\_ ten more

16

\_\_\_\_\_ ten less

\_\_\_\_\_ ten more

7

\_\_\_\_\_ ten less

\_\_\_\_\_ ten more

3

\_\_\_\_\_ ten less

\_\_\_\_\_ ten more

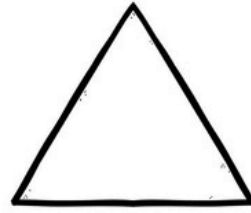


# CENTRAL IDEA

Read a book. Then draw and write to tell what the story is mostly about.

Four sets of primary writing lines, each consisting of a solid top line, a dashed middle line, and a solid bottom line, for drawing and writing.


# 2D SHAPES



triangle

How many sides? \_\_\_\_\_

How many vertices? \_\_\_\_\_



square

How many sides? \_\_\_\_\_


How many vertices? \_\_\_\_\_



hexagon

How many sides? \_\_\_\_\_


How many vertices? \_\_\_\_\_



rectangle

How many sides? \_\_\_\_\_

How many vertices? \_\_\_\_\_



circle

How many sides? \_\_\_\_\_

How many vertices? \_\_\_\_\_



# SIGHT WORDS

Read each sight word. Use the code below to color the picture.

**know**



**going**



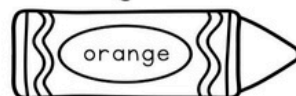
**could**





**from**



**again**

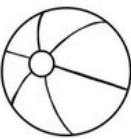
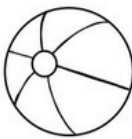
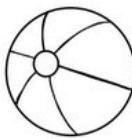
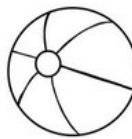
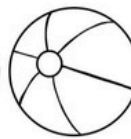



















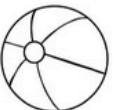
**open**





# INTERPRET THE PICTURE GRAPH

| Beach Day Supplies |  |
|--------------------|--|
| Beach Ball         |        |
| Sand Bucket        |         |
| Sun Screen         |           |

How many  ? \_\_\_\_\_

How many  ? \_\_\_\_\_

How many  ? \_\_\_\_\_

How many more  than  ? \_\_\_\_\_

Which category has the most items? \_\_\_\_\_

Which category has the fewest items? \_\_\_\_\_



# TRUE OR FALSE?

Color in "true" or "false" for each addition sentence.

$$17 + 12 = 29$$

**TRUE**

**FALSE**

$$22 + 30 = 62$$

**TRUE**

**FALSE**

$$34 + 23 = 47$$

**TRUE**

**FALSE**

$$15 + 13 = 28$$

**TRUE**

**FALSE**

$$25 + 14 = 39$$

**TRUE**

**FALSE**


$$26 + 13 = 59$$


**TRUE**

**FALSE**

# SUMMER WRITING

Write to tell about the picture.





# SIGHT WORDS

Read each sight word. Use the code below to color the picture.

**some**



**them**



**point**



**over**



**they**



**not**



**said**

