


# 10-Step Process to Spruce up a Backyard or Patio on a Budget

**1. WASH ALL PATIO FURNITURE, AND PURCHASE SOME DECORATE PILLOWS TO PUT ON CHAIRS AND SOFAS.**


This will help add some color and freshness to the outdoor living area.



**2. PURCHASE SOME GROUND COVER TO COVER ANY DIRT AREAS. THEY TAKE LITTLE WATER AND GROW OVER TIME.**

Ground cover is relatively inexpensive. You can buy it by just a few quarts and see them spread quickly over a few weeks and months!

**3. TAKE 30 MINUTES TO 1 HOUR EACH DAY, ESPECIALLY ON WEEKENDS, TO REMOVE OLD SHRUBS AND WEEDS.**




Cleaning out weeds and dead shrubs will give a neat, clean feeling to the yard. The areas can even be filled with bark or mulch!

**4. SEE IF YOU CAN FIND SOME DECORATIVE ROCKS TO PUT AROUND PLANTS AND SHRUBS..**

Placing rocks in just the right places will help add landscaping touches to the outdoor area that is super inexpensive!

**5. ASK FRIENDS AND FAMILY FOR FLOWER SEEDS, OR POTTED PLANTS/FLOWERS.**

Most often, friends, family members, and neighbors would be willing to give stemmed fresh plants or seeds you can plant or place around the yard. The act of watering plants and seeds can be very satisfying!



**6. PURCHASE JUST 2 OR 3 NEW REPLACEMENT FURNITURE PIECES, LIKE A CANOPY COVER, OR NEW CHAIRS GRILL EACH YEAR..**

Purchasing just a couple of items each year will not break the bank, and will add much needed fresh, clean look to the yard or patio.

**7. SHOP AROUND NURSERIES FOR LARGE DECORATIVE POTS IN WHICH TO PLANT SEEDS OR ACTUAL FLOWERS.**

Decorative pots of varying sizes can add a lot of character to a yard or patio. Set a budget to purchase 2 to 4 each year. Over time, the patio or desk will become fuller with beautifully potted flowers and plants everywhere!




**8. RENT AN EXTRA DUMPSTER TO CLEAN AND DECLUTTER THE YARD OR PATIO OF ANY UNNECESSARY OR UNWANTED ITEMS.**

If there are things that have not been used for at least 2 years, they should not be kept in the yard or patio. Give the area a nice fresh look by cleaning and throwing out items that are taking up space..

**9. PURCHASE OUTDOOR LIGHTING STRANDS TO ENJOY IN THE EVENINGS.**

Purchase 1 or 2 strands of lights to place around the fences, or connect the trees. Each year, you can add 1 or 2 more until the yard or patio area looks well lit and nicely decorated!



**10. FUN, DECORATIVE ITEMS THAT ARE REASONABLY PRICED MAY BE FOUND AT THRIFT STORES OR ONLINE..**

Putting some decorative items, even if they are used but cleaned nicely, will help add pizzazz and character to the yard.

