

# FUTURE STARS™

## 7FT FLEXIBLE SOCCER GOAL WITH TRAINING ACCESSORIES

### PARTS LIST

STEEL BASE FRAME

PARTS A, B, C (2 PCS)



KNOB AT TOP

TOP FIBERGLASS POLES

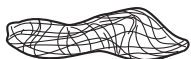
X 4

BOTTOM FIBERGLASS POLES

X 4

NETTING

X 1



### INCLUDES

SOCCER BALL

X 1




TARGETS

X 4




GROUND PEGS

X 4



BALL PUMP

X 1

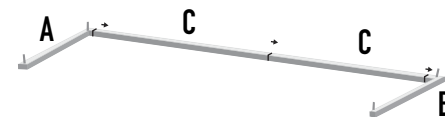


### WARNINGS

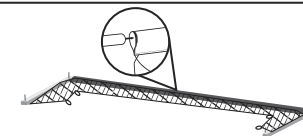
- Always refer to set up instructions before using goal. Goal is to be properly set up before use. Incorrect set up /use may cause damage or injury.
- Product to be used/setup with adult supervision and secured to ground.
- Always use two people to move goal.
- Direct sunlight for extended periods can damage/weaken goal.
- Goal is intended for use only. Do not pull, drag, climb on, or tamper with goal.
- Always anchor goal. Unanchored goals can top over causing injury.
- Keep fingers away from folding and connecting areas where inching may occur.
- Do not store when wet.
- Do not leave erect for extended periods of time.
- Pack away and store securely after each use.
- When putting goal back in bag, lay frame in bag first then place net gently on top of the frame. Do not wrap net around frame when storing.

### ASSEMBLY

- 1** ASSEMBLE THE FRAME  
CONNECT A → [C → C] → B

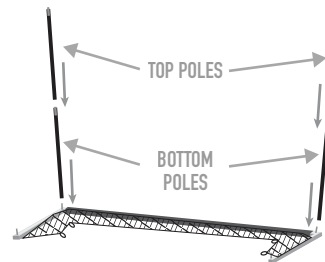


BEFORE CONNECTING A&B, SLIDE CONNECTED PART C'S THROUGH SLEEVE AT BOTTOM. (LOGOS FACING OUTWARDS, SEE STEP 4 FOR REFERENCE)



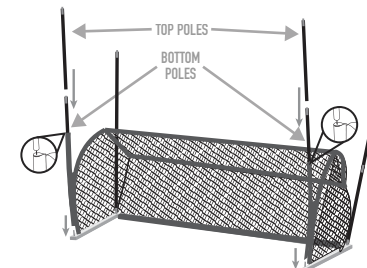
**2**

JOIN BOTTOM AND TOP POLES TO MAKE TWO UPRIGHTS, AND INSERT INTO FRAME BACK SUPPORTS.




**3**

JOIN REMAINING BOTTOM AND TOP POLES TO MAKE TWO UPRIGHTS. SLIDE UPRIGHTS THROUGH SLEEVES AND INTO FRONT FRAME SUPPORTS.



**4**

PLACE NET LOOPS OVER EACH METAL POLE END. THE POLES WILL FLEX AND BECOME TAUT. SECURE TO GROUND USING GROUND PEGS. ATTACH MESH TO THE FRAME USING ADHESIVE STRIPS.



WWW.GILLYBOOCORPORATION.COM

MADE IN CHINA  
DISTRIBUTED BY GILLYBOO CORP.

All copyright, trademarks, industrial designs, and packaging designs are owned exclusively by Gillyboo Corporation 2021. All Rights Reserved.

**STOP!**

DO NOT CONTACT RETAIL OUTLET.  
FOR ALL CUSTOMER SERVICE ISSUES, PARTS  
AND SERVICE, PLEASE CONTACT OUR  
CUSTOMER SERVICE OPERATORS AT  
GILLYBOOCUSTOMERCARE@GMAIL.COM

#FS7FLXC2