

**Mixed Race Cultures
and
Genealogy**

Race, Ethnicity, Culture

- ▶ **Race:** Refers to physical characteristics
- ▶ **Ethnicity:** Refers to characteristics like language and religion, and can include race as well.
- ▶ **Culture:** Beliefs, values, norms passed down through generations

Living in the Shadows and Creating Their Own Cultures Not White, Not Slaves

- All Other Free
- Free Colored
- Free Black
- Free Mulatto
- Indian (Native-American)
- Quadroon (1/4 African)
- Octoroon (1/8 African)

Mulatto



Myth: Free Mixed-Race (White-Black) People resulted from Manumission (slave holders releasing (from slavery) their children conceived with slave women).

► **Fact:** The preponderance of **Free** Mixed-Race (White-Black) People Resulted from the interracial unions between unmarried white women and black men (during colonial times).

1619 – Twenty and Odd, First Slaves brought to the British Colonies, Point Comfort, Virginia

Partus sequitur ventrem

- Latin for "that which is brought forth follows the belly (womb)" Determined slave or free status
- Incorporated into legislation in the British colonies
- Held that the social status of a child followed that of his or her mother.
 - If mother is free, child is free
 - If mother is slave, child is slave
 - Eliminating financial responsibility of fathers for children born into slavery.
 - Forced mothers of free children to place them in indentured and apprentice status.

Tri-Racial: African, European, Native-American

- ▶ Why is/is not the Iberian Peninsular in my DNA?
 - ▶ Portugal and Spain led the way (exploration and slavery)
 - ▶ 1441-Mauritania slaves in Lagos, Portugal
 - ▶ 1510-King Ferdinand of Spain authorizes slavery in Santo Domingo
 - ▶ 1513-Juan Ponce de Leon in Florida
 - ▶ 1521-1526-Lucas Vázquez de Ayllon lands at Winyah Bay, SC
 - ▶ Mid-1500, Portuguese intermarry with Africans
 - ▶ 1585- Sir Frances Drake abandons Moors, Turks, Africans



**Out OF 3
Races
Many
Cultures**

South Carolina

- Brass Ankles, Red Legs, Turks
- Marlboro Blues

North Carolina

- Lumbee (formerly called Croatan)

**Southern Appalachians/Hancock,
TN**

- Melungeon

Louisiana

- Creole
- Redbone

Census Designations

- ▶ Africans
- ▶ Europeans
- ▶ Native-
Americans

- ▶ Tri-Racial Groups in the Census through 1890, then again in 1910
 - ▶ 1790- 1810 – White, “All Other Free, ” Slaves
 - ▶ 1820-1840 – White, “Free Colored,” Slaves
 - ▶ 1850 – White, Free Black, Free Mulatto, Black Slaves, Mulatto Slaves
 - ▶ 1860 – Same as 1850 with the addition of Indian
 - ▶ 1870 – 1880 White, Black, Mulatto, Indian, Chinese
 - ▶ 1890 – Added Quadroon (1/4 black) and Octoroon (1/8th black)
 - ▶ 1900 – Negro or Black

Increase of Free People of Color

1790

- ▶ North Carolina 5041
- ▶ South Carolina 1,801
- ▶ Virginia 12,866

Of 27,034 in South

1860

- ▶ Louisiana 18,647
- ▶ North Carolina 30,463
- ▶ South Carolina 9,914
- ▶ Tennessee 7,300
- ▶ Virginia 58,042
- ▶ Kentucky 10,684
- ▶ Maryland 83,942

Of 250,787 in South

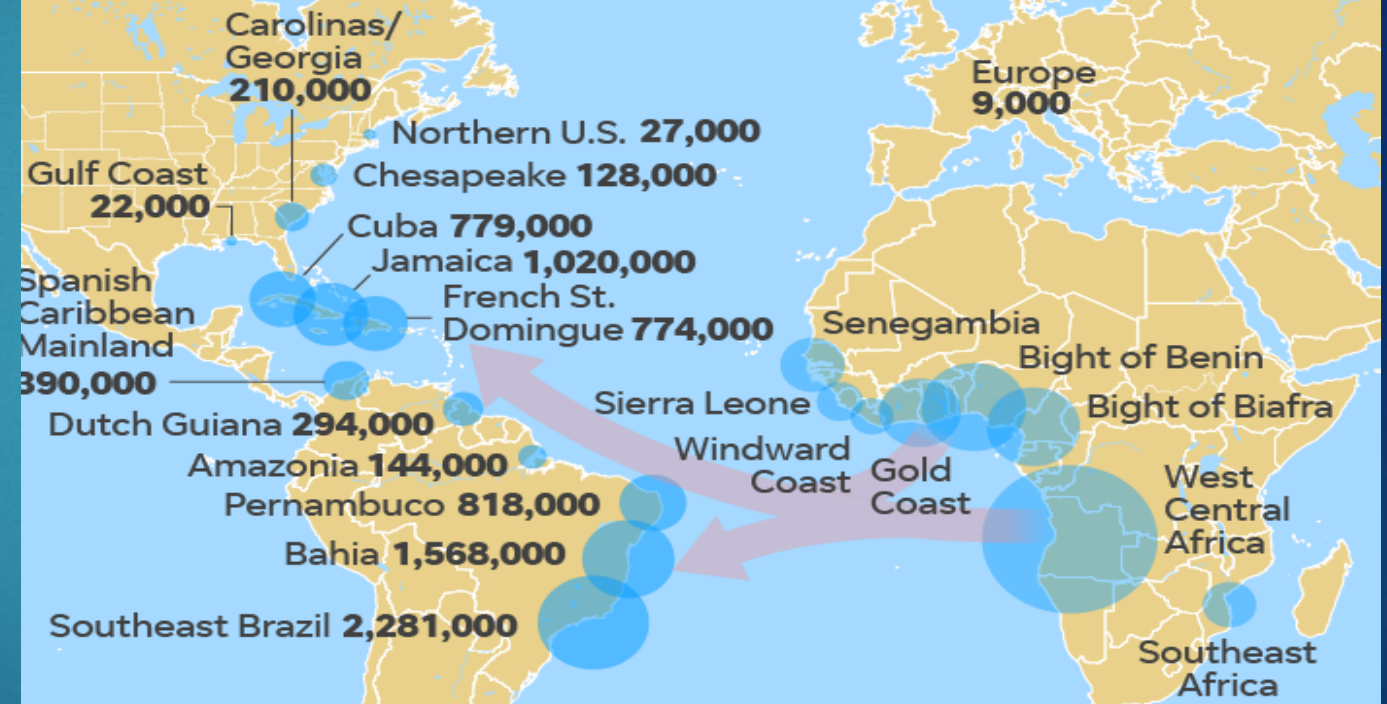
Slave Population

- 1790 – 694,2017
- 1860 – 3,950,546

The transatlantic slave trade

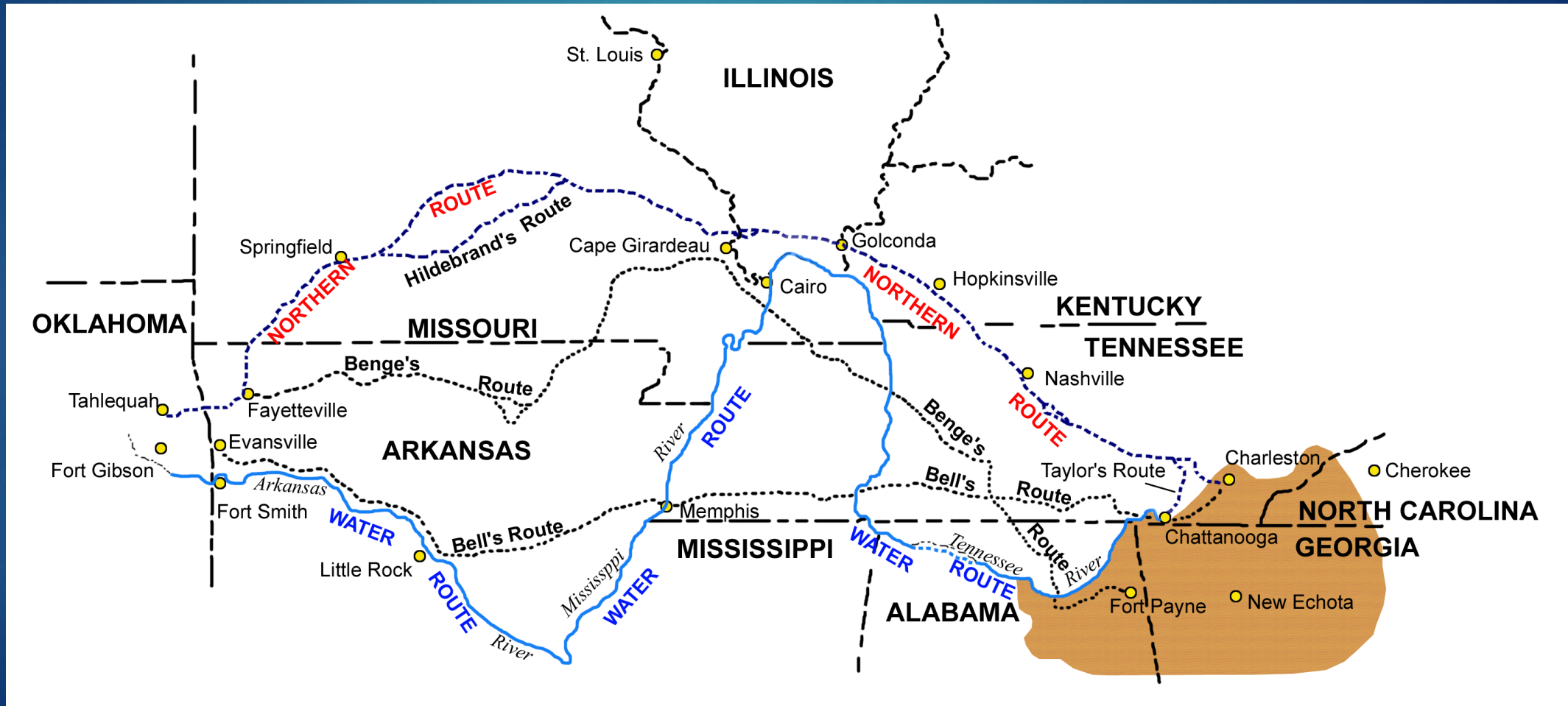
From about 1501 to 1875, Africans seized by slave traders on the continent were taken not only to the United States, but also to South America and the Caribbean.

Major destinations:



NOTE Does not account for all people taken from Africa
SOURCE slavevoyages.org
GRAPHIC George Petras and Frank Pompa/USA TODAY

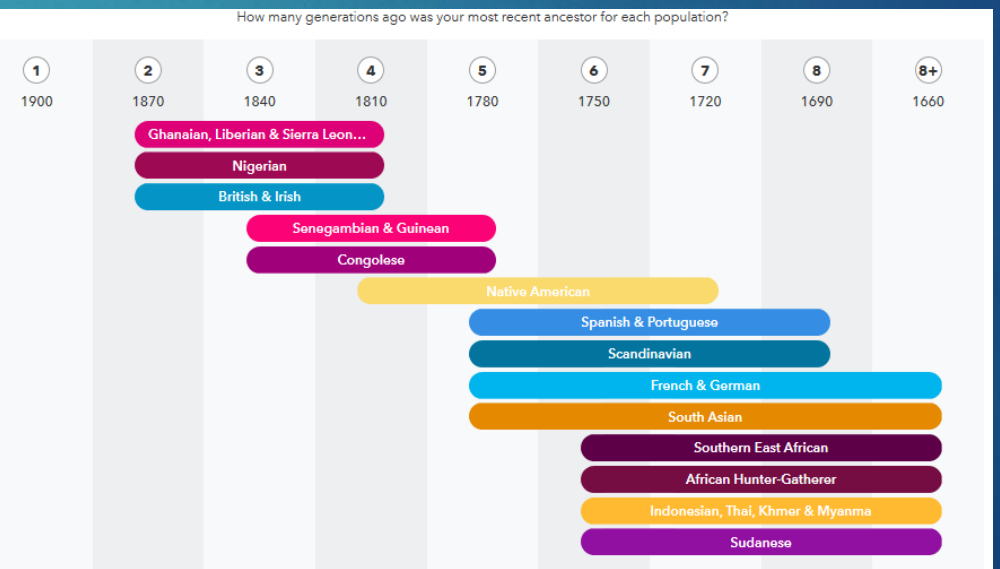
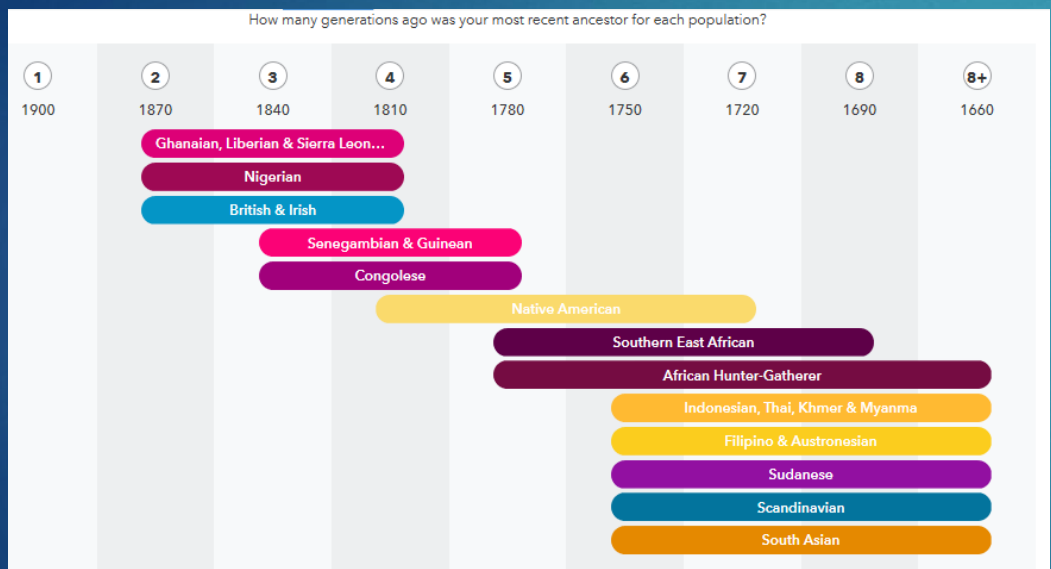
Impact of the Indian Removal Act 1830 --Trail of Tears--



Ad-Mixture

My Mom

My Aunt



My Family

Generation	No of Parents, Grands, Great Grands	cMs	Percentage	Birth Year Range	3 rd Cousin Shared cMs/Average
Parent	2	3400	50%	1896 - 1900	
Grand	4	1700	25%	1844-1875	
Great Grand	8	850	12.5%	1800 -1855	
2 nd Great Grand	16	425	6.25%	1788 1820	0-217/74

Earliest Documented Ancestors

African: 1800

Native American: 1760

Mulatto: 1788

Melungeon: 1820


European: 1550

My Family


Generation	No of Parents, Grands, Great Grands	cMs	Percentage	Birth Year Range
3 rd Great Grand	32	212.5	3.125	1763
4 th Great Grand	64	106.25	1.56	1738
5 th Great Grand	128	53.125	.78125	1713
6 th Great Grand	256	26.56	.39062	1688


Cousin	Shared cMs/Average
4th	0-127/35
5th	0-94/25
6th	0-86/21
7th	0-57/13

2 nd Great Grandparent	1850	Descent	Source
GGMP(Underwood)	Free Mulatto	NW Europe and ?	mtDNA
GGPP(Russell)	Free Mulatto	Lumbee/Brass Ankle	Land/DNA/Surname
GGMP (Jackson)	Free Mulatto	Lumbee/Brass Ankle	Location/Surname/DNA
GGPP (Jackson)	Free Mulatto	Lumbee/Brass Ankle	Location/Surname/DNA
GGMP	Slave		
GGPP (Morgan)	Slave	North Africa	Y-DNA
GGMP (Powell)	Slave		
GGPP (Powell)	Slave		
GGM (Robinson)	Slave	East Africa/Tanzania	mtDNA
GGP (Robinson)	?		
GGM (Blackwell)	White	England	Marriage Rec & DNA
GGP (Robinson)	White	England	Marriage Rec & DNA
GGM (Little)	Slave	Central Africa/Congo	mtDNA
GGP (Little)	?		
GGM (Collins)	?	Melungeon	DNA Matches/Surname
GGP (Collins)	?	Melungeon	Y-DNA Matches/Surname









Resource: Paul Heinegg
Free People of Color in Virginia,
North Carolina and South
Carolina