

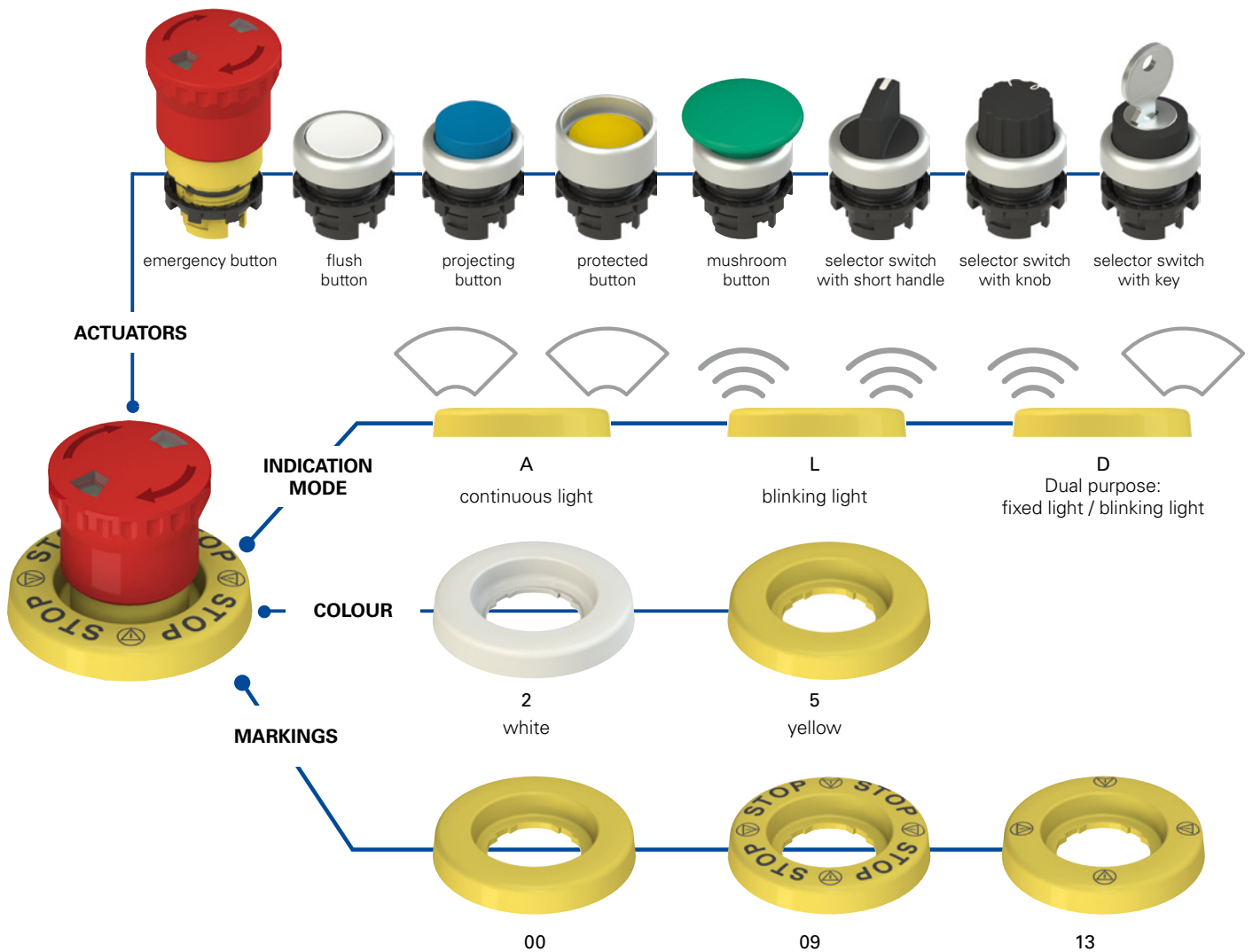


Illuminated disc VE DL series



EROUND

Selection diagram




Code structure

Attention! The feasibility of a code number does not mean the effective availability of a product. Please contact our sales office.

VE DL1A5A00

Supply voltage		Engraving	
1	24 Vac/dc	00	without engraving
5	12 Vac/dc	09	with engraving: STOP (triangle symbol) STOP (triangle symbol) STOP (triangle symbol) STOP (triangle symbol)
Colour		13	with engraving: (triangle symbol) (triangle symbol) (triangle symbol) (triangle symbol)
2	white	Indication mode	
5	yellow	A	continuous light
		L	blinking light
		D	dual purpose fixed light / blinking light



Technical data

General data

Protection degree:	IP67 acc. to IEC 60529 applied with the supplied adhesive
Ambient temperature:	-25°C ... +70°C
Cable cross section:	0.25 mm ² (AWG 24)
Laying of cables:	fixed
Minimum bending radius:	14 mm
Cable insulation:	PVC
Operating voltage U _n :	12 Vac/dc or 24 Vac/dc
Supply voltage tolerance:	±15% of U _n
Operating current:	40 mA (12 Vac/dc) 20 mA (24 Vac/dc)
Blinking frequency (if present):	1 Hz
Utilization requirements:	see page 124 General Catalogue HMI 2015-2016

In conformity with standards:

IEC 60947-1, IEC 60947-5-1, IEC 60204-1, EN 60947-1, EN 60947-5-1, EN 60204-1, UL 508, CSA 22-2 N°14.

In conformity with the requirements of:

Low Voltage Directive 2014/35/EU
EMC Directive 2014/30/EU.

Main features

- High visibility
- Protection degree IP67
- Compact design
- Indelible laser marking
- Optional customisation of markings
- Fixed light, blinking light or dual purpose

Markings and quality marks:



EAC approval: RU C-IT DM94.B.01024

General data

Continuous or blinking light



The illuminated disc can be supplied with two different lighting modes, continuous or blinking light. The blinking light versions allow a faster identification on the panel of

the lit device compared to the continuous light. The particular internal electronic circuit autonomously alternates the ON and OFF phases without any special electrical connection.

Dual purpose illuminated ring



A new version of the illuminated ring can have both fixed and blinking light through a simple wiring. The dual-purpose illuminated ring is provided with three wires: depending on the electrical

connection, the light can be fixed or blinking.

Sticking possibility

The illuminated disc can also be installed using the supplied adhesive: simply remove the adhesive protective film placed under the disc. Through sticking, it is possible to get the perfect adhesion to the surface and the IP67 protection degree.

Customisable



In order to satisfy customers' numerous requests and demands, Pizzato Elettrica gives the possibility to customize the luminous discs with markings that are extremely visible thanks to the homogeneous illumination of the device.

High visibility

The use of internal high-luminous LEDs makes the emergency button immediately recognizable and traceable, in order to grant a safer employment in scarcely illuminated environments, when the device is placed at a certain distance, or in case of scarce visibility.

The ideal way to highlight also normal buttons or selectors.



Protection degree IP67












IP67 These devices are designed to be used in the toughest environmental conditions and they pass the IP67 immersion test acc. to IEC 60529. They can therefore be used in all environments where the maximum protection of the housing is required.

White lens version



The illuminated ring is available with a white lens, as well as with the standard yellow lens. White lens increase signalling possibilities, since the device can be used as a source of light. The white lens version too can be customised through laser marking.

Selection table

Colour and engraving	Description	Types	Operating voltage	
			12 Vac/dc	24 Vac/dc
	Yellow illuminated disc, Ø 60 mm, without engraving	continuous light	VE DL5A5A00	VE DL1A5A00
		blinking light	VE DL5A5L00	VE DL1A5L00
		dual purpose	/	VE DL1A5D00
	Yellow illuminated disc, Ø 60 mm, with engraving: STOP  STOP  STOP  STOP 	continuous light	VE DL5A5A09	VE DL1A5A09
		blinking light	VE DL5A5L09	VE DL1A5L09
		dual purpose	/	VE DL1A5D09
	Yellow illuminated disc, Ø 60 mm, with engraving:    	continuous light	VE DL5A5A13	VE DL1A5A13
		blinking light	VE DL5A5L13	VE DL1A5L13
		dual purpose	/	VE DL1A5D13

In order to buy the illuminated disc in white, please replace number 5 with number 2 in the above-mentioned codes Example: VE DL1A5A00 → VE DL1A2A00

Wiring for the dual purpose illuminated disc



Cable colour	Description
white (J1)	Power supply for blinking light
grey (J2)	Power supply 0V
yellow (J3)	Power supply for continuous light

Example for application of the dual purpose illuminated ring

Depending on the wiring, the device can have a fixed or blinking light. For example, this could be useful for a series of emergency buttons connected in a chain (figure 1). When the user pushes the emergency button, the latter becomes blinking and all the others turn off, so that it is easy to understand where the emergency actuation has happened (figure 2). Figure 3 shows an example of a circuit diagram for wiring three or more emergency pushbuttons, equipped with dual purpose illuminated discs.

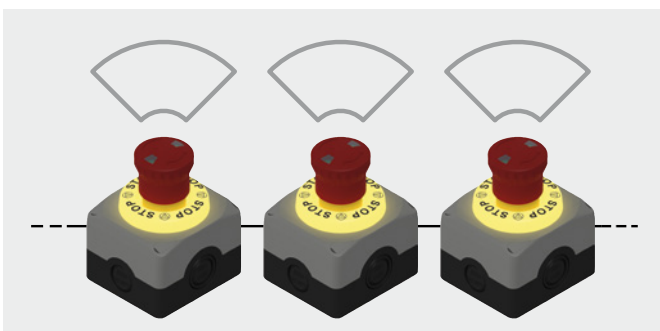


Figure 1

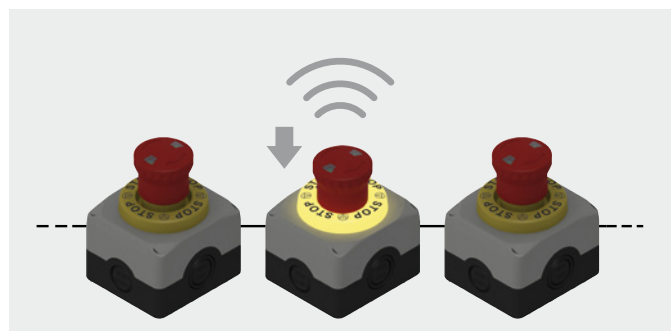


Figure 2

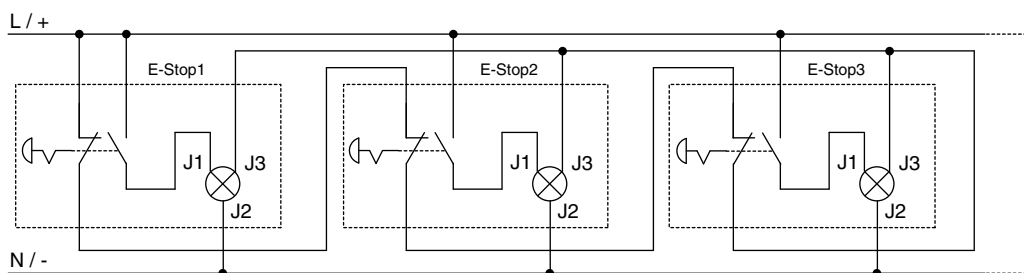
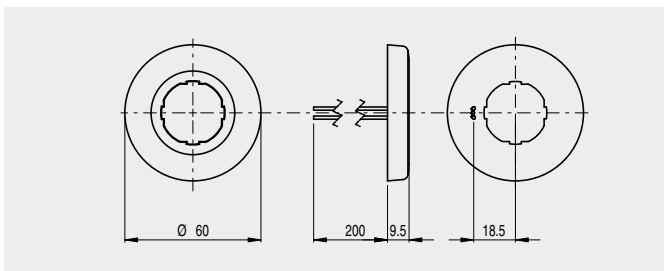
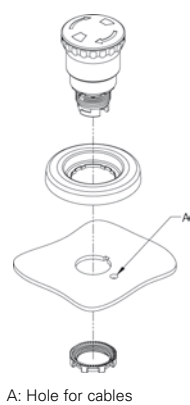
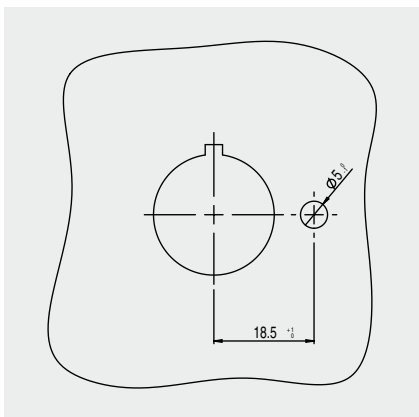


Figure 3

Dimensions

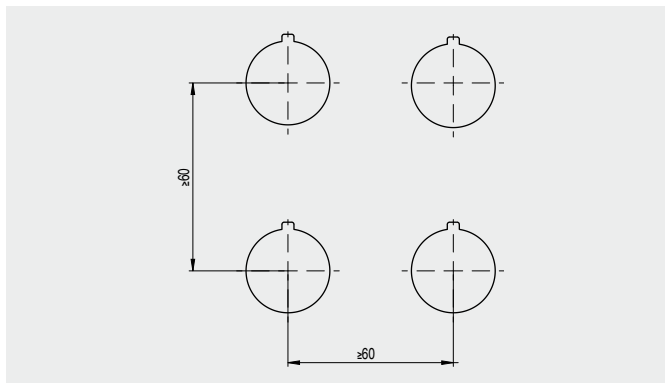


Panel drilling and applications



A: Hole for cables

Minimum distances for installation




All measures in the drawings are in mm

Connection block 10 pcs. packs



Connection blocks with dimensions similar to the contact blocks but without electrical contacts. To combine with the illuminated disc of the VE DL series in order to mount it without terminals or crimping.

Article	Description
VE BC2PV1	Panel mounting connection block
VE BC2FV1	Connection block for base mounting



Standard wiring

Wiring with connection block



General Catalogue
Detection



General Catalogue
HMI



General Catalogue
Safety



General Catalogue
LIFT



DVD



Web
www.pizzato.com



PASSION FOR QUALITY

Pizzato Elettrica s.r.l. Via Torino, 1 - 36063 Marostica (VI) Italy
Phone +39.0424.470.930 - Fax +39.0424.470.955
E-mail: info@pizzato.com - Web site: www.pizzato.com

ZE FGL22A16-ENG

