

RESIDENTIAL



INDUSTRIAL



COMMERCIAL



OUTDOOR




- ✓ 4X STRONGER THAN EPOXY
- ✓ WILL NOT CHIP OR PEEL
- ✓ 1 DAY INSTALLATION
- ✓ 15 YEAR RESIDENTIAL WARRANTY
- ✓ EASY TO KEEP CLEAN
- ✓ 100% ANTIBACTERIAL, ANTIMICROBIAL AND EASY ON THE FEET

ONE DAY FLOORS

✓ RESIDENTIAL ✓ COMMERCIAL ✓ INDUSTRIAL



EVOLUTION SYSTEM



EXPERT PREPARATION & APPLICATION



STEP 1
PREPARATION
PREPARATION INCLUDES SHOT BLASTING AND/OR DIAMOND GRINDING. DUST IS MINIMIZED BY HAVING ALL GRINDERS HOOKED UP TO VACUUM SYSTEMS.

STEP 2
CONCRETE RECONSTRUCTION
PENNTEK MENDERS AND FILLERS ARE USED TO FIX PITS AND CRACKS BEFORE THE PROCESS BEGINS.



STEP 3
BASECOAT
PENNTEK'S 100% SOLIDS, SELF-PRIMING PURE POLYUREA BASECOAT IS MIXED AND APPLIED.

STEP 4
BROADCASTING THE POLYMER FLAKE
IMMEDIATELY AFTER THE BASECOAT APPLICATION, THE FLAKE IS GENEROUSLY BROADCAST BY HAND, PROVIDING BOTH COLOR AND TEXTURE TO THE FLOOR.



STEP 5
SCRAPING THE FLAKE
ONCE THE BASECOAT IS FULLY CURED THE FLOOR IS SCRAPED AND VACUUMED TO REMOVE ANY LOOSE OR VERTICAL STANDING FLAKE.

STEP 6
CLEAR COAT
THE FINAL STEP IS TO ROLL OUT THE UV STABLE POLYASPARTIC CLEAR COAT.



APPLICATIONS:

- ✓ GARAGE FLOORS
- ✓ WAREHOUSES
- ✓ LAUNDRY ROOMS
- ✓ PATIOS
- ✓ STORAGE FACILITIES
- ✓ KENNELS
- ✓ LABORATORIES
- ✓ BASEMENTS
- ✓ RETAIL AREAS
- ✓ SHOWROOMS
- ✓ HOSPITALS
- ✓ LOCKER ROOMS
- ✓ RESTROOMS


EVOLUTION SYSTEM COLOR OPTIONS



TIDAL WAVE




SLATE STONE




AZTEC BEIGE




SILVER CREEK




SMOKE



MEDITERRANEAN



PEBBLE BEACH



DOMINO



PECAN



MOUNT EVEREST



CORDWOOD



SANDSTONE



DRIFTWOOD



CHESTNUT