



**AMCO ACRYLIC AMGLOBE HALF CLEAR / ALL CLEAR  
(WITH CLEAR GLASS CYLINDER INSIDE)**

**AMGLOBE WITH POST & BASE**



**AMGLOBE GATE TYPE**



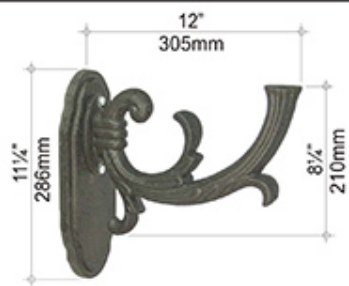
MODEL NO.	DIAMETER	WATTAGE
<b>AP-C-68-B-GB</b>	<b>16" (406.4mm)</b>	<b>160W</b>
<b>AP-C-62-B-GB</b>	<b>18" (457.2mm)</b>	<b>160W</b>
<b>AP-C-60-B-GB</b>	<b>21" (533.4mm)</b>	<b>250W</b>
<b>AP-C-59-B-GB</b>	<b>24" (609.6mm)</b>	<b>250W</b>

**AMGLOBE COUPLING TYPE**




MODEL NO.	DIAMETER	WATTAGE	MODEL NO.	DIAMETER	WATTAGE
<b>AP-C-68-GB</b>	<b>16" (406.4mm)</b>	<b>160W</b>	<b>AP-C-68-TC-GB</b>	<b>16" (406.4mm)</b>	<b>160W</b>
<b>AP-C-62-GB</b>	<b>18" (457.2mm)</b>	<b>160W</b>	<b>AP-C-62-TC-GB</b>	<b>18" (457.2mm)</b>	<b>160W</b>
<b>AP-C-60-GB</b>	<b>21" (533.4mm)</b>	<b>250W</b>	<b>AP-C-60-TC-GB</b>	<b>21" (533.4mm)</b>	<b>250W</b>
<b>AP-C-59-GB</b>	<b>24" (609.6mm)</b>	<b>250W</b>	<b>AP-C-59-TC-GB</b>	<b>24" (609.6mm)</b>	<b>250W</b>

## AMCO ANTIQUE LAMP POST WITH CASTLE LANTERN AND ACCESSORIES



MODEL NO.

**1 - B**



MODEL NO.

**1 - BP**



Anodized Alum.  
Reflector  
Clear Acrylic

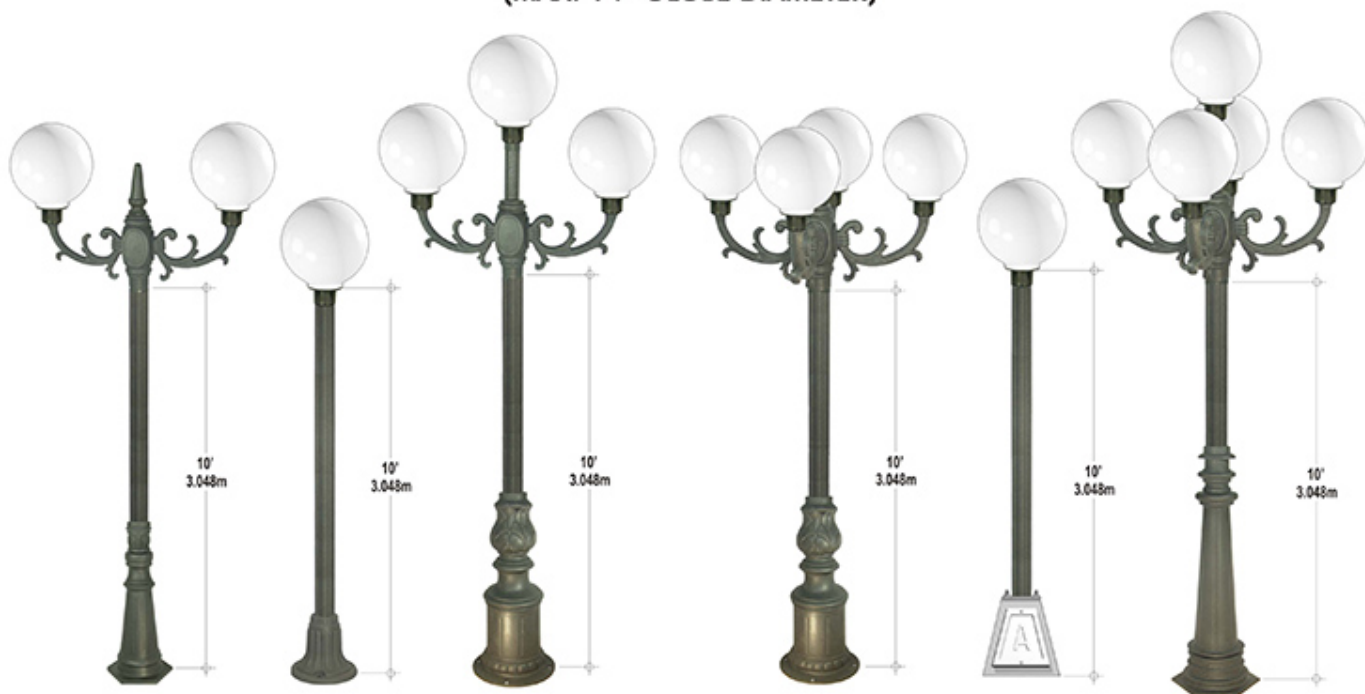


Opal White  
Clear Prismatic



MODEL NO.	DIAMETER	MODEL NO.	DIAMETER	MODEL NO.	DIAMETER
<b>C-63-WT</b>	<b>14"</b>	<b>1003-G-AL</b>	<b>10"</b>	<b>1003-G-PR</b>	<b>10"</b>
<b>C-68-WT</b>	<b>16"</b>	<b>C-67-B-AL</b>	<b>12"</b>	<b>C-67-B-PR</b>	<b>12"</b>
<b>C-62-WT</b>	<b>18"</b>	<b>C-63-B-AL</b>	<b>14"</b>	<b>C-63-B-PR</b>	<b>14"</b>

### CASTLE LANTERN WITH DECORATIVE POST AND BASE (MAX. 14" GLOBE DIAMETER)



MODEL NO.	MODEL NO.	MODEL NO.	MODEL NO.	MODEL NO.	MODEL NO.
<b>C-102G</b>	<b>C-101G</b>	<b>C-103G</b>	<b>C-104G</b>	<b>C-101GX</b>	<b>C-105G</b>

## AMCO ACRYLIC AMGLOBE GATE & FENCE TYPE/HANGING TYPE



**GATE & FENCE**



**HANGING**

HALF CLEAR

MODEL NO.	DIAMETER	MODEL NO.	WATTAGE	DIAMETER
<b>AP - 1003GS</b>	<b>8" (203.2mm)</b>	<b>AP-1005-GS</b>	<b>50w</b>	<b>8" (203.2mm)</b>
<b>AP - 1003G</b>	<b>10" (254.0mm)</b>	<b>AP-1005-G</b>	<b>100w</b>	<b>10" (254.0mm)</b>
<b>AP - C - 67 - B</b>	<b>12" (304.8mm)</b>	<b>AP-C-67-TG</b>	<b>100w</b>	<b>12" (304.8mm)</b>
<b>AP - C - 63 - B</b>	<b>14" (355.6mm)</b>	<b>AP-C-63-BG</b>	<b>160w</b>	<b>14" (355.6mm)</b>
<b>AP - C - 68 - B</b>	<b>16" (406.4mm)</b>	<b>AP-C-68-TG</b>	<b>160w</b>	<b>16" (406.4mm)</b>
<b>AP - C - 62 - B</b>	<b>18" (457.2mm)</b>	<b>AP-C-62-TG</b>	<b>160w</b>	<b>18" (457.2mm)</b>
<b>AP - C - 60 - B</b>	<b>21" (533.4mm)</b>	<b>AP-C-60-TG</b>	<b>250w</b>	<b>21" (533.4mm)</b>
<b>AP - C - 59 - B</b>	<b>24" (609.6mm)</b>	<b>AP-C-59-TG</b>	<b>250w</b>	<b>24" (609.6mm)</b>

## AMCO HANGING TYPE ACRYLIC LAMP



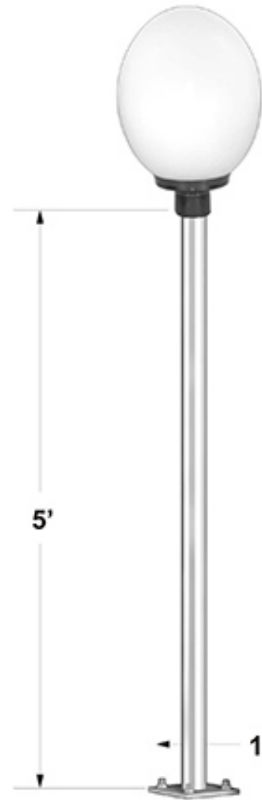
MODEL NO.	DIAMETER	MODEL NO.	WATTAGE	DIAMETER
<b>AP - C - 63 - HP</b>	<b>14" (355.6mm)</b>	<b>AP-C-63-HC</b>	<b>160w</b>	<b>14" (355.6mm)</b>
<b>AP - C - 68 - HP</b>	<b>16" (406.4mm)</b>	<b>AP-C-68-HC</b>	<b>160w</b>	<b>16" (406.4mm)</b>
<b>AP - C - 62 - HP</b>	<b>18" (457.2mm)</b>	<b>AP-C-62-HC</b>	<b>160w</b>	<b>18" (457.2mm)</b>
<b>AP - C - 60 - HP</b>	<b>21" (533.4mm)</b>	<b>AP-C-60-HC</b>	<b>250w</b>	<b>21" (533.4mm)</b>
<b>AP - C - 59 - HP</b>	<b>24" (609.6mm)</b>	<b>AP-C-59-HC</b>	<b>250w</b>	<b>24" (609.6mm)</b>

## AMCO ACRYLIC AMGLOBE LANTERN



MODEL NO.	DIAMETER	MODEL NO.	DIAMETER	MODEL NO.	DIAMETER
<b>AP - 1007 - GS</b>	<b>6"</b>	<b>AP - 1004 - GS</b>	<b>8"</b>	<b>AP - 1006 - SL</b>	<b>8"</b>
<b>AP - 1006 - GS</b>	<b>8"</b>	<b>AP - 1004 - G</b>	<b>10"</b>	<b>AP - 1006 - GL</b>	<b>10"</b>
<b>AP - 1006 - G</b>	<b>10"</b>				

## AMCO ACRYLIC EGGLOBE LANTERN



MODEL NO.	DIAMETER	MODEL NO.	DIAMETER
<b>AP - 1006 - E</b>	<b>10"</b>	<b>AP - 1004 - E</b>	<b>10"</b>
<b>AP - C - 67 - WE</b>	<b>12"</b>	<b>AP - C - 67 - DE</b>	<b>12"</b>



MODEL NO.	DIAMETER	MODEL NO.	DIAMETER	MODEL NO.	DIAMETER
<b>AP - 1003 - E</b>	<b>10"</b>	<b>AP - 1003 - EC</b>	<b>10"</b>	<b>AP - C - 41 - E</b>	<b>10"</b>
<b>AP - C - 67 - E</b>	<b>12"</b>	<b>AP - C - 67 - CE</b>	<b>12"</b>	<b>AP - C - 67 - PE</b>	<b>12"</b>

## AMCO ACRYLIC AMGLOBE WALL TYPE & COUPLING TYPE



HALF CLEAR

### AMGLOBE WALL TYPE

MODEL NO.	DIAMETER
<b>AP - 1006GS</b>	<b>8" (203.2mm)</b>
<b>AP - 1006G</b>	<b>10" (254.0mm)</b>
<b>AP - C - 67 - W</b>	<b>12" (304.8mm)</b>
<b>AP - C - 63 - W</b>	<b>14" (355.6mm)</b>
<b>AP - C - 68 - W</b>	<b>16" (406.4mm)</b>
<b>AP - C - 62 - W</b>	<b>18" (457.2mm)</b>
<b>AP - C - 60 - W</b>	<b>21" (533.4mm)</b>
<b>AP - C - 59 - W</b>	<b>24" (609.6mm)</b>

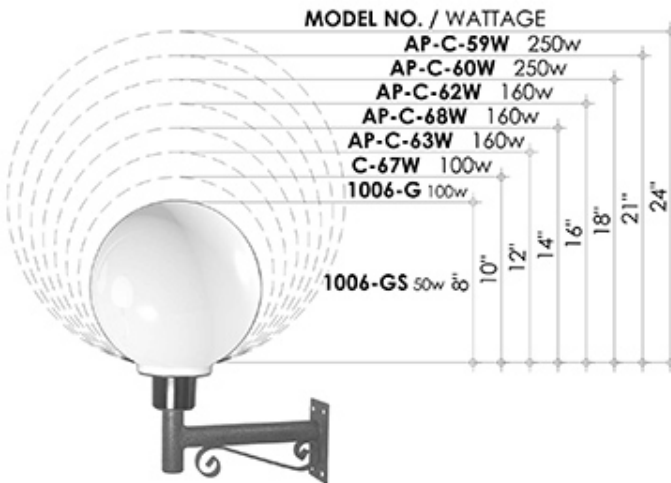


HALF CLEAR

### AMGLOBE POST TYPE W/ COUPLING

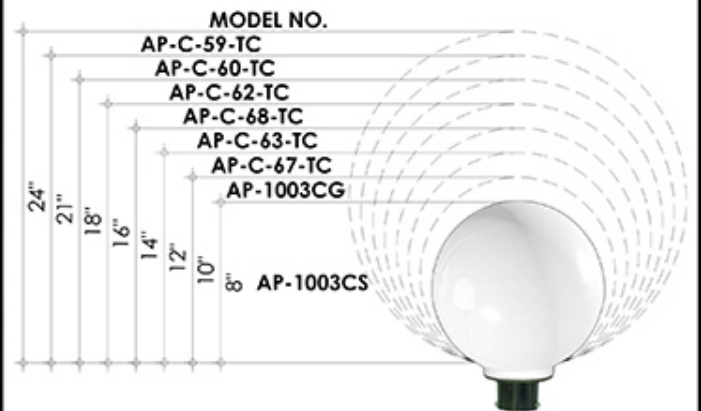
MODEL NO.	DIAMETER
<b>AP - 1003 - CS</b>	<b>8" (203.2mm)</b>
<b>AP - 1003 - CG</b>	<b>10" (254.0mm)</b>
<b>AP - C - 67 - TC</b>	<b>12" (304.8mm)</b>
<b>AP - C - 63 - TC</b>	<b>14" (355.6mm)</b>
<b>AP - C - 68 - TC</b>	<b>16" (406.4mm)</b>
<b>AP - C - 62 - TC</b>	<b>18" (457.2mm)</b>
<b>AP - C - 60 - TC</b>	<b>21" (533.4mm)</b>
<b>AP - C - 59 - TC</b>	<b>24" (609.6mm)</b>

Sizes and Model No.



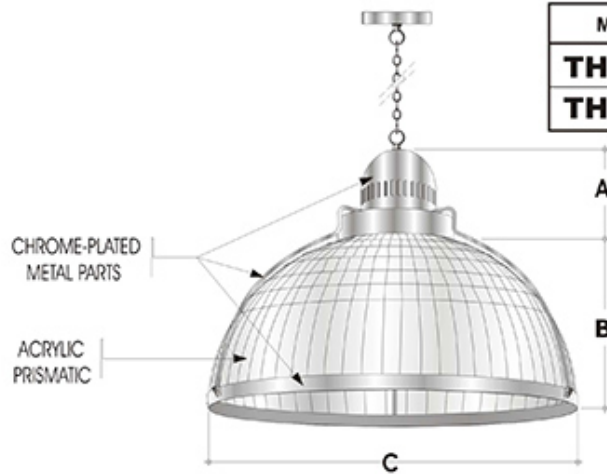
**AMGLOBE WALL TYPE**

Sizes and Model No.



**AMGLOBE POST TYPE AND COUPLING**

## AMCO ACRYLIC PRISMATIC LAMP SHADE WITH CHAIN AND CHROME PLATED PARTS



MODEL NO.	A	B	C
<b>THP-14-DH</b>	4" (102mm)	6 <sup>3</sup> / <sub>4</sub> " (171.5mm)	14" (356mm)
<b>THP-16-DH</b>	4" (102mm)	7 <sup>1</sup> / <sub>2</sub> " (190.5mm)	16" (406mm)

**Max. Wattage: 100W**

## AMCO ACRYLIC PLASTIC GLOBE

GATE & FENCE TYPE		WALL TYPE		CEILING TYPE W/ BAND		PLASTIC GLOBE		
MODEL NO.	DIAMETER	MODEL NO.	DIAMETER	MODEL NO.	DIAMETER	MODEL NO.	DIAMETER	WATTAGE
<b>AP-1007-S</b>	6" (152mm)	<b>AP-1007-W</b>	6" (152mm)	<b>AP-1007-B</b>	6" (152mm)	<b>AP-1007</b>	6" (152mm)	50/25W
<b>AP-1008-S</b>	8" (203mm)	<b>AP-1008-W</b>	8" (203mm)	<b>AP-1008-B</b>	8" (203mm)	<b>AP-1008</b>	8" (203mm)	50/25W
<b>AP-1009-S</b>	10" (254mm)	<b>AP-1009-W</b>	10" (254mm)	<b>AP-1009-B</b>	10" (254mm)	<b>AP-1009</b>	10" (254mm)	50/25W

### RECEPTACLE SOCKET BOWL

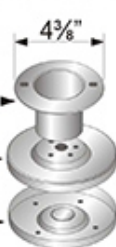
FOR CAGE GLOBE



MODEL NO.

**AP-1014 - D**

FOR ACRYLIC PLASTIC GLOBE



MODEL NO.

**AP-1014 - B**

BOWL  
|  
BASE COVER  
(140mm Dia.)  
|  
BASE  
(138mm Dia.)

### COUPLING W/ SOCKET



(COUPLING 1<sup>1</sup>/<sub>2</sub>" or 2" Dia.)

PIPE

MODEL NO.

**AP-1014 - C**

### COUPLING CAP (1<sup>1</sup>/<sub>2</sub>" or 2" Dia.)




MODEL NO.

**AP-1014 - E**

## AMCO ACRYLIC AMGLOBE POST TYPE

### Max. Wattage

C-59	250w	24"
C-60	250w	21"
C-62	160w	18"
C-68	160w	16"



C-68-P	160w	16"
C-63-P	160w	14"
C-67-P	100w	12"
1003-P	100w	10"



### AMGLOBE LANTERN W/ STRAIGHT POST

MODEL NO.	GLOBE DIAMETER
<b>C - 59</b>	<b>24" (609.6mm)</b>
<b>C - 60</b>	<b>21" (533.4mm)</b>
<b>C - 62</b>	<b>18" (457.2mm)</b>
<b>C - 68</b>	<b>16" (406.4mm)</b>
<b>C - 63</b>	<b>14" (355.6mm)</b>

MODEL NO.	DIAMETER	POST SIZE
<b>C - 68 - P</b>	<b>16" (406.4mm)</b>	<b>2" x 5 ft.</b>
<b>C - 63 - P</b>	<b>14" (355.6mm)</b>	<b>2" x 5 ft.</b>
<b>C - 67 - P</b>	<b>12" (304.8mm)</b>	<b>2" x 5 ft.</b>
<b>1003 - P</b>	<b>10" (254.0mm)</b>	<b>2" x 5 ft.</b>

## AMCO CLEAR ACRYLIC PRISMATIC GLOBE W/ HALF OPAL WHITE, BASE, POST & ACCESSORIES



**BASE TYPE**



**COUPLING TYPE**



**WALL TYPE**

MODEL NO.	DIAMETER	MODEL NO.	DIAMETER	MODEL NO.	DIAMETER
<b>AP-1007-S-PR</b>	6" (152.4mm)	<b>AP-1007-PR</b>	6" (152.4mm)	<b>AP-1007-W-PR</b>	6" (152.4mm)
<b>AP-1003-GS-PR</b>	8" (203.2mm)	<b>AP-1003-CS-PR</b>	8" (203.2mm)	<b>AP-1006-GS-PR</b>	8" (203.2mm)
<b>AP-1003-G-PR</b>	10" (254.0mm)	<b>AP-1003-C-PR</b>	10" (254.0mm)	<b>AP-1006-G-PR</b>	10" (254.0mm)
<b>AP-C-67-B-PR</b>	12" (304.8mm)	<b>AP-C-67-TC-PR</b>	12" (304.8mm)	<b>AP-C-67-W-PR</b>	12" (304.8mm)
<b>AP-C-63-B-PR</b>	14" (355.6mm)	<b>AP-C-63-TC-PR</b>	14" (355.6mm)	<b>AP-C-63-W-PR</b>	14" (355.6mm)
<b>AP-C-68-B-PR</b>	16" (406.4mm)	<b>AP-C-68-TC-PR</b>	16" (406.4mm)	<b>AP-C-68-W-PR</b>	16" (406.4mm)
<b>AP-C-62-B-PR</b>	18" (457.2mm)	<b>AP-C-62-TC-PR</b>	18" (457.2mm)	<b>AP-C-62-W-PR</b>	18" (457.2mm)
<b>AP-C-60-B-PR</b>	21" (533.4mm)	<b>AP-C-60-TC-PR</b>	21" (533.4mm)	<b>AP-C-60-W-PR</b>	21" (533.4mm)
<b>AP-C-59-B-PR</b>	24" (609.6mm)	<b>AP-C-59-TC-PR</b>	24" (609.6mm)	<b>AP-C-59-W-PR</b>	24" (609.6mm)




MODEL NO.  
**2 PR**



MODEL NO.  
**3 PR**




MODEL NO.  
**5 PR**



MODEL NO.	GLOBE DIA.	POST
<b>1003-SP-PR</b>	8" (203.2mm)	2" x 5"
<b>1003-P-PR</b>	10" (254.0mm)	2" x 5"
<b>C-67-P-PR</b>	12" (304.8mm)	2" x 5"
<b>C-63-P-PR</b>	14" (355.6mm)	2" x 5"
<b>C-68-P-PR</b>	16" (406.4mm)	2" x 5"
<b>C-67-PR</b>	12" (304.8mm)	2" x 4" x 10'
<b>C-63-PR</b>	14" (355.6mm)	2" x 4" x 10'
<b>C-68-PR</b>	16" (406.4mm)	2" x 4" x 10'
<b>C-62-PR</b>	18" (457.2mm)	2" x 4" x 10'
<b>C-60-PR</b>	21" (533.4mm)	2" x 4" x 10'
<b>C-59-PR</b>	24" (609.6mm)	2" x 4" x 10'



# AMCO CLEAR ACRYLIC GLOBE W/ HALF ANODIZED ALUMINUM REFLECTOR, BASE, POST AND ACCESSORIES



**BASE TYPE**



**COUPLING TYPE**



**WALL TYPE**

MODEL NO.	DIAMETER	MODEL NO.	DIAMETER	MODEL NO.	DIAMETER
<b>AP-1007-S-AL</b>	6" (152.4mm)	<b>AP-1007-AL</b>	6" (152.4mm)	<b>AP-1007-W-AL</b>	6" (152.4mm)
<b>AP-1003-GS-AL</b>	8" (203.2mm)	<b>AP-1003-CS-AL</b>	8" (203.2mm)	<b>AP-1006-GS-AL</b>	8" (203.2mm)
<b>AP-1003-G-AL</b>	10" (254.0mm)	<b>AP-1003-C-AL</b>	10" (254.0mm)	<b>AP 1006-G-AL</b>	10" (254.0mm)
<b>C - 67 - B - AL</b>	12" (304.8mm)	<b>C - 67 - TC - AL</b>	12" (304.8mm)	<b>C - 67 - W - AL</b>	12" (304.8mm)
<b>C - 63 - B - AL</b>	14" (355.6mm)	<b>C - 63 - TC - AL</b>	14" (355.6mm)	<b>C - 63 - W - AL</b>	14" (355.6mm)
<b>C - 68 - B - AL</b>	16" (406.4mm)	<b>C - 68 - TC - AL</b>	16" (406.4mm)	<b>C - 68 - W - AL</b>	16" (406.4mm)
<b>C - 62 - B - AL</b>	18" (457.2mm)	<b>C - 62 - TC - AL</b>	18" (457.2mm)	<b>C - 62 - W - AL</b>	18" (457.2mm)
<b>C - 60 - B - AL</b>	21" (533.4mm)	<b>C - 60 - TC - AL</b>	21" (533.4mm)	<b>C - 60 - W - AL</b>	21" (533.4mm)
<b>C - 59 - B - AL</b>	24" (609.6mm)	<b>C - 59 - TC - AL</b>	24" (609.6mm)	<b>C - 59 - W - AL</b>	24" (609.6mm)




MODEL NO.  
**2 AL**



MODEL NO.  
**3 AL**



MODEL NO.  
**4 AL**



**STRAIGHT POST**



**TAPERED POST**

MODEL NO.	GLOBE DIA.	POST	MODEL NO.	GLOBE DIA.	POST
<b>1003-SP-AL</b>	8" (203.2mm)	2" x 5"	<b>C-67-AL</b>	12" (304.8mm)	2" x 4" x 10'
<b>1003-P-AL</b>	10" (254.0mm)	2" x 5"	<b>C-63-AL</b>	14" (355.6mm)	2" x 4" x 10'
<b>C-67-P-AL</b>	12" (304.8mm)	2" x 5"	<b>C-68-AL</b>	16" (406.4mm)	2" x 4" x 10'
<b>C-63-P-AL</b>	14" (355.6mm)	2" x 5"	<b>C-62-AL</b>	18" (457.2mm)	2" x 4" x 10'
<b>C-68-P-AL</b>	16" (406.4mm)	2" x 5"	<b>C-60-AL</b>	21" (533.4mm)	2" x 4" x 10'
			<b>C-59-AL</b>	24" (609.6mm)	2" x 4" x 10'