



AMCO GLASS GLOBE LANTERN

GLASS GLOBE (OPAL WHITE & HALF FROSTED)




PRISMATIC SPHERE GLASS (CLEAR)



MODEL NO.	DIAMETER	WATTAGE
AP-1007-G	6" (152.4mm)	50w / 25w
AP-1008-G	8" (203.2mm)	100w / 25w
AP-1009-G	10" (254.0mm)	160w / 25w
AP-C-67-G	12" (305.0mm)	160w / 25w

MODEL NO.	DIAMETER	WATTAGE
AP-1007-PP	6" (152.4mm)	50w / 25w
AP-1008-PP	8" (203.2mm)	100w / 25w
AP-1009-PP	10" (254.0mm)	160w / 25w

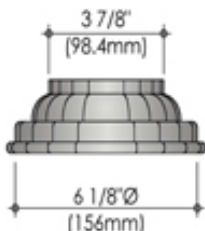


RECEPTACLE SOCKET BOWL (for GLASSGLOBE)

MODEL NO.

AP - 1014


CEILING BAND



MODEL NO.

AP - 1012

CEILING TYPE WITH BAND




MODEL NO.	DIAMETER	WATTAGE
AP-1007-GB	6" (152.4mm)	50w / 25w
AP-1008-GB	8" (203.2mm)	100w / 25w
AP-1009-GB	10" (254.0mm)	160w / 25w
AP-C-67-GB	12" (305.0mm)	160w / 25w

AMCO GLASS GLOBE LANTERN

AVAILABLE IN OPAL WHITE, HALF FROSTED & CLEAR PRISMATIC



MODEL NO.	DIAMETER	MODEL NO.	DIAMETER	MODEL NO.	DIAMETER
AP - 1007 - GG	6"	AP - 1007 - GC	6"	AP - 1007 - GW	6"
AP - 1008 - GG	8"	AP - 1008 - GC	8"	AP - 1008 - GW	8"
AP - 1009 - GG	10"	AP - 1009 - GC	10"	AP - 1009 - GW	10"
AP - C - 67 - GG	12"	AP - C - 67 - GC	12"	AP - C - 67 - GW	12"



MODEL NO.	DIAMETER	MODEL NO.	DIAMETER	MODEL NO.	DIAMETER
AP - 1007 - WW	6"	AP - 1007 - GD	6"	AP - 1007 - GH	6"
AP - 1008 - WW	8"	AP - 1008 - GD	8"	AP - 1008 - GH	8"
AP - 1009 - WW	10"	AP - 1009 - GD	10"	AP - 1009 - GH	10"
AP - C - 67 - WW	12"	AP - C - 67 - GD	12"	AP - C - 67 - GH	12"