

1 1/2" & 2" Ø STRAIGHT STEEL POST

1 1/2" Ø PIPE STRAIGHT STEEL POST

MODEL NO.
S-A-8

8ft.(2.44M)



MODEL NO.
S-A-7

7ft.(2.13M)



MODEL NO.
S-A-6

6ft.(1.83M)



MODEL NO.
S-A-5

5ft.(1.52M)



MODEL NO.
S-A-4

4ft.(1.22M)



MODEL NO.
S-A-3

3ft.(0.91M)



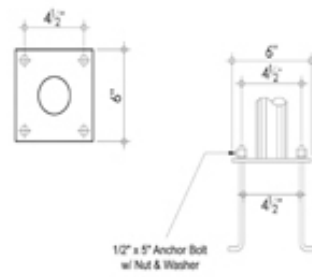
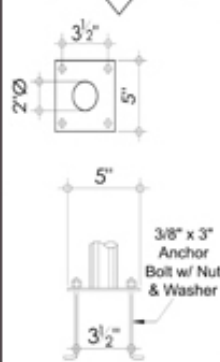
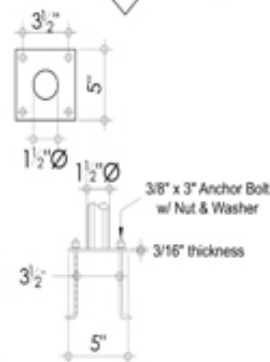
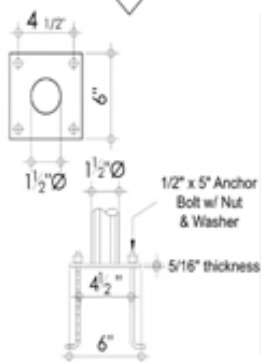
MODEL NO.
S-A-2

2ft.(0.61M)

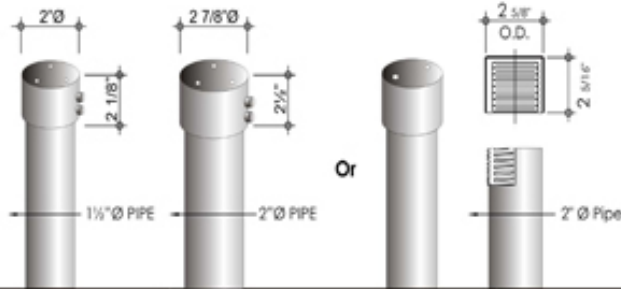


MODEL NO.
S-A-1

1ft.(0.305M)



COUPLING ADAPTER



2" Ø PIPE STRAIGHT STEEL POST

MODEL NO.
S-2-10

10ft.(3.05M)

MODEL NO.
S-2-9

9ft.(2.74M)

MODEL NO.
S-2-8

8ft.(2.44M)



MODEL NO.
S-2-7

7ft.(2.13M)



MODEL NO.
S-2-6

6ft.(1.83M)



MODEL NO.
S-2-5

5ft.(1.52M)



MODEL NO.
S-2-4

4ft.(1.22M)



MODEL NO.
S-2-3

3ft.(0.91M)



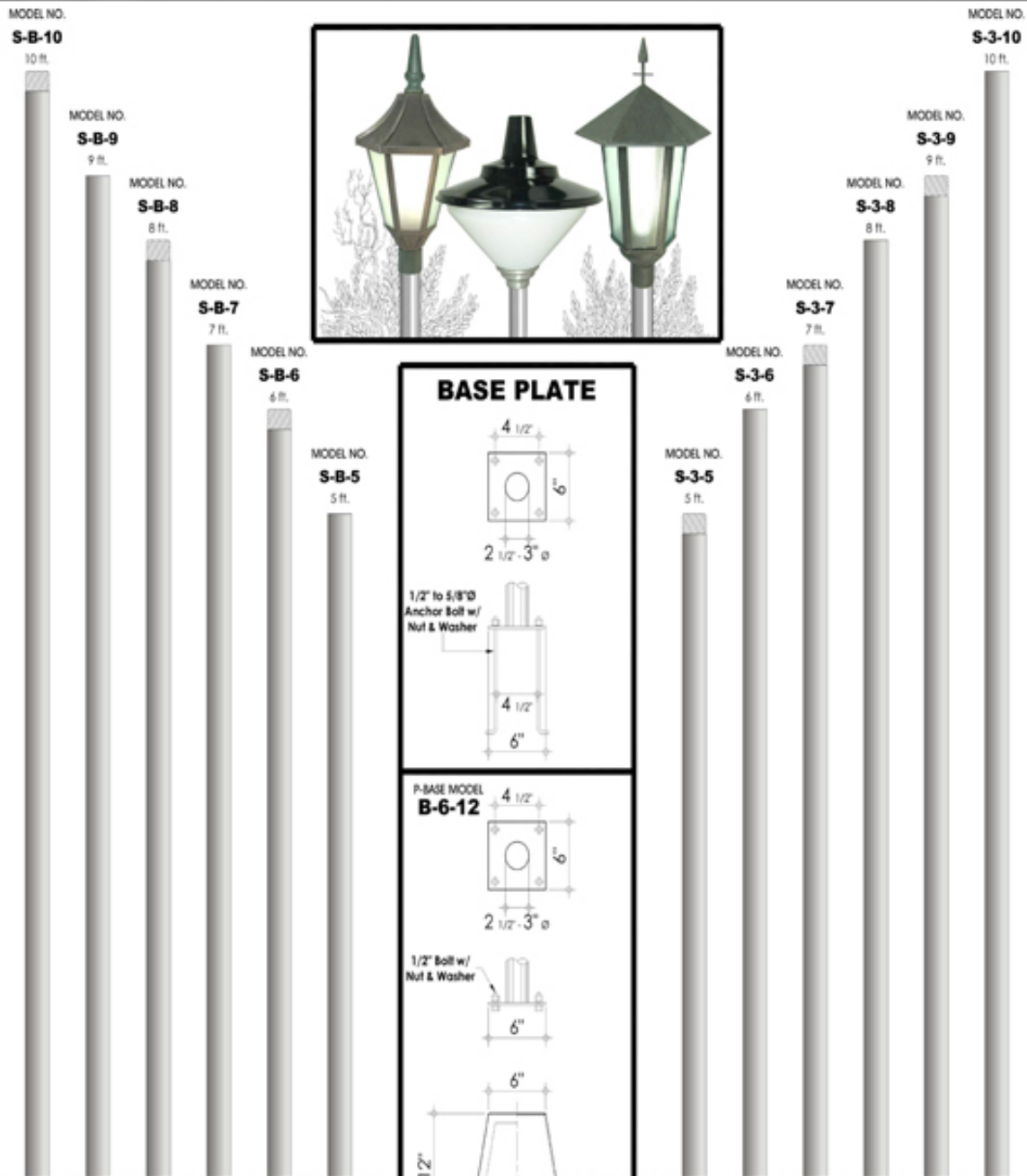
MODEL NO.
S-2-2

2ft.(0.61M)



Specification other than the above standard models are made to order.

2 1/2"Ø & 3"Ø PIPE STRAIGHT STEEL POST & ACCESSORIES



2 1/2"Ø PIPE STRAIGHT STEEL POST

Zinc electro-galvanized straight steel lamp post and pedestal base, coated with red oxide and enamel paint finish. Complete with anchor bolts, bolts, nuts and washer.

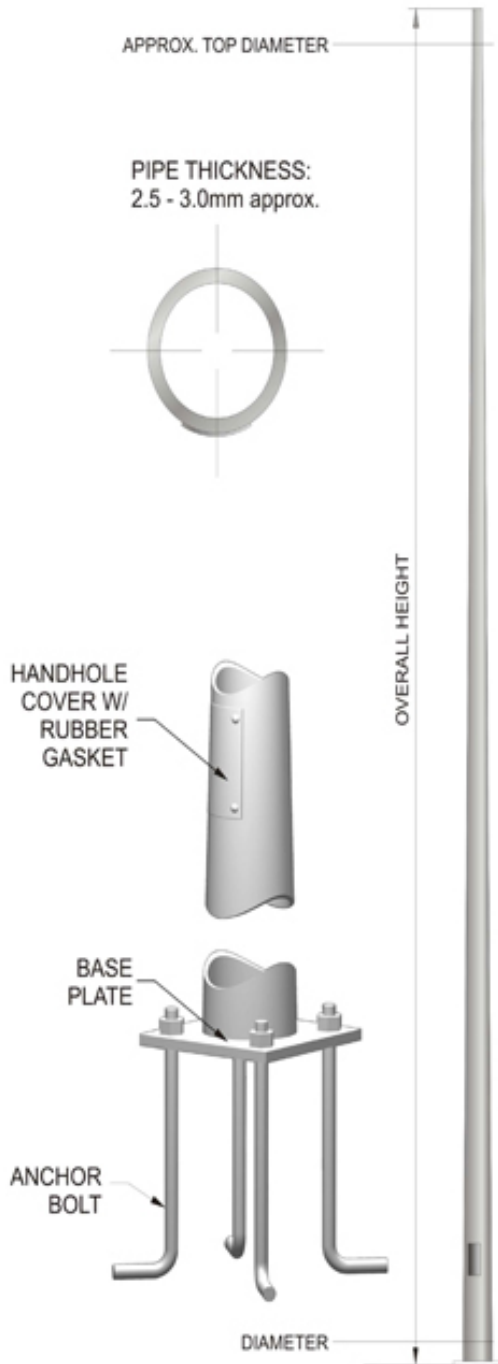
Available in Aluminum paint, Copper antique powder coating finish and wrinkle black baking enamel finish.

3"Ø PIPE STRAIGHT STEEL POST

PEDESTAL BASE

Specification other than the above standard models are made to order.

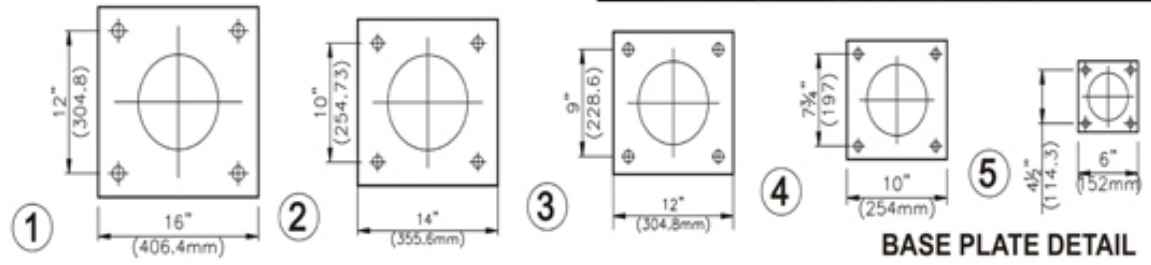
AMCO STEEL TAPERED LAMP POST (HOT-DIP GALVANIZED AVAILABLE UPON REQUEST)



SPECIFICATION:

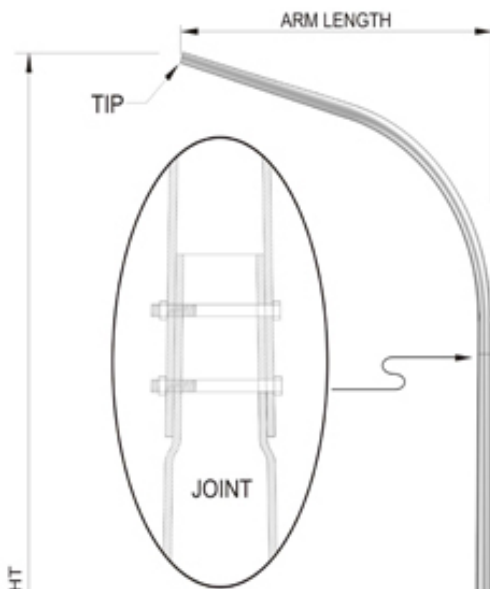
- WITH BASE PLATE
- ZINC ELECTROPLATED COATING WITH RED LEAD AND ALUMINUM PAINT
- WITH ANCHOR BOLT, NUT AND WASHER

MODEL NO.	HEIGHT	DIAMETER	TOP	BASE PLATE	ANCHOR BOLT
T-4-10	10' (3.0 M)	4" (101.6mm)	2"	5	5/8" X 9" (16 x 228.6 mm)
T-4-15	15' (4.5 M)	4" (101.6mm)	2"	4	5/8" X 9" (16 x 228.6 mm)
T-4-20	20' (6.0 M)	4" (101.6mm)	2"	4	3/4" X 18" (19 x 457 mm)
T-4-25	25' (7.6 M)	4" (101.6mm)	2"	4	3/4" X 18" (19 x 457 mm)
T-5-15	15' (4.5 M)	5" (127mm)	3"	4	3/4" X 18" (19 x 457 mm)
T-5-20	20' (6.0 M)	5" (127mm)	3"	4	3/4" X 18" (19 x 457 mm)
T-5-25	25' (7.6 M)	5" (127mm)	3"	4	3/4" X 18" (19 x 457 mm)
T-5-30	30' (9.1 M)	5" (127mm)	3"	3	1" X 28" (25.4 x 711 mm)
T-6-20	20' (6.0 M)	6" (152.4mm)	3"	4	3/4" X 18" (19 x 457 mm)
T-6-25	25' (7.6 M)	6" (152.4mm)	3"	4	3/4" X 18" (19 x 457 mm)
T-6-30	30' (9.1 M)	6" (152.4mm)	3"	3	1" X 28" (25.4 x 711 mm)
T-6-35	35' (10.6 M)	6" (152.4mm)	3"	3	1" X 28" (25.4 x 711 mm)
T-7-20	20' (6.0 M)	7" (177.8mm)	4"	4	3/4" X 18" (19 x 457 mm)
T-7-25	25' (7.6 M)	7" (177.8mm)	4"	4	3/4" X 18" (19 x 457 mm)
T-7-30	30' (9.1 M)	7" (177.8mm)	4"	3	1" X 28" (25.4 x 711 mm)
T-7-35	35' (10.6 M)	7" (177.8mm)	4"	3	1" X 28" (25.4 x 711 mm)
T-8-20	20' (6.0 M)	8" (203.2mm)	4"	3	1" X 28" (25.4 x 711 mm)
T-8-25	25' (7.6 M)	8" (203.2mm)	4"	3	1" X 28" (25.4 x 711 mm)
T-8-30	30' (9.1 M)	8" (203.2mm)	4"	2	1" X 28" (25.4 x 711 mm)
T-8-35	35' (10.6 M)	8" (203.2mm)	4"	2	1" X 28" (25.4 x 711 mm)
T-8-40	40' (12.1 M)	8" (203.2mm)	4"	1	1" X 28" (25.4 x 711 mm)
T-8-45	45' (13.7 M)	8" (203.2mm)	4"	1	1" X 28" (25.4 x 711 mm)



AMCO SINGLE ARM STEEL TAPERED LAMP POST

(HOT-DIP GALVANIZED AVAILABLE UPON REQUEST)



ARM TYPE B

SPECIFICATION:

- WITH BASE PLATE
- ZINC ELECTROPLATED COATING WITH RED LEAD AND ALUMINUM PAINT
- WITH ANCHOR BOLT, NUT AND WASHER

OVERALL HEIGHT

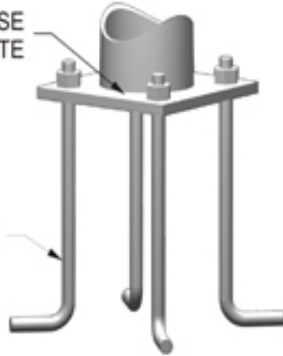
ARM TYPE A

HANDHOLE COVER W/ RUBBER GASKET



PIPE THICKNESS: 2.5 - 3.0mm approx.

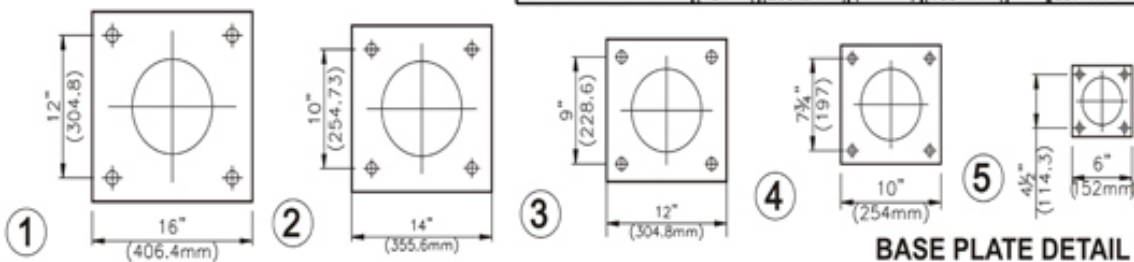
BASE PLATE



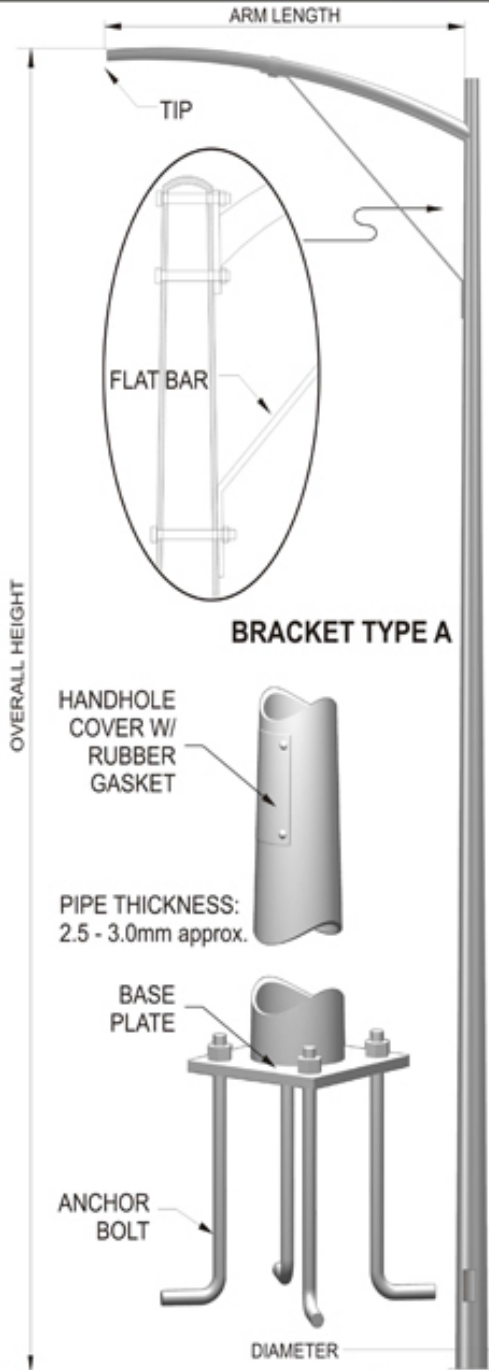
ANCHOR BOLT

DIAMETER

MODEL NO.	HEIGHT	DIAMETER	JOINT	ARM LENGTH	BASE PLATE	ANCHOR BOLT
T-4-10-SA	10' (3.0 M)	4" (101.6mm)	CONTINUOUS	55" (1397mm)	5	5/8" X 9" (16 x 228.6 mm)
T-4-15-SA	15' (4.5 M)	4" (101.6mm)	CONTINUOUS	55" (1397mm)	4	5/8" X 9" (16 x 228.6 mm)
T-4-20-SA	20' (6.0 M)	4" (101.6mm)	CONTINUOUS	65" (1651mm)	4	3/4" X 18" (19 x 457 mm)
T-4-25-SA	25' (7.6 M)	4" (101.6mm)	2 1/2"	65" (1651mm)	4	3/4" X 18" (19 x 457 mm)
T-5-15-SA	15' (4.5 M)	5" (127mm)	CONTINUOUS	55" (1397mm)	4	3/4" X 18" (19 x 457 mm)
T-5-20-SA	20' (6.0 M)	5" (127mm)	CONTINUOUS	65" (1651mm)	4	3/4" X 18" (19 x 457 mm)
T-5-25-SA	25' (7.6 M)	5" (127mm)	2 1/2"	65" (1651mm)	4	3/4" X 18" (19 x 457 mm)
T-5-30-SA	30' (9.1 M)	5" (127mm)	2 1/2"	65" (1651mm)	3	1" X 28" (25.4 x 711 mm)
T-6-20-SA	20' (6.0 M)	6" (152.4mm)	CONTINUOUS	65" (1651mm)	4	3/4" X 18" (19 x 457 mm)
T-6-25-SA	25' (7.6 M)	6" (152.4mm)	2 1/2"	65" (1651mm)	4	3/4" X 18" (19 x 457 mm)
T-6-30-SA	30' (9.1 M)	6" (152.4mm)	2 1/2"	65" (1651mm)	3	1" X 28" (25.4 x 711 mm)
T-6-35-SA	35' (10.6 M)	6" (152.4mm)	2 1/2"	65" (1651mm)	3	1" X 28" (25.4 x 711 mm)
T-7-20-SA	20' (6.0 M)	7" (177.8mm)	CONTINUOUS	65" (1651mm)	4	3/4" X 18" (19 x 457 mm)
T-7-25-SA	25' (7.6 M)	7" (177.8mm)	2 1/2"	65" (1651mm)	4	3/4" X 18" (19 x 457 mm)
T-7-30-SA	30' (9.1 M)	7" (177.8mm)	2 1/2"	65" (1651mm)	3	1" X 28" (25.4 x 711 mm)
T-7-35-SA	35' (10.6 M)	7" (177.8mm)	2 1/2"	65" (1651mm)	3	1" X 28" (25.4 x 711 mm)
T-8-20-SA	20' (6.0 M)	8" (203.2mm)	CONTINUOUS	65" (1651mm)	3	1" X 28" (25.4 x 711 mm)
T-8-25-SA	25' (7.6 M)	8" (203.2mm)	3"	65" (1651mm)	3	1" X 28" (25.4 x 711 mm)
T-8-30-SA	30' (9.1 M)	8" (203.2mm)	3"	65" (1651mm)	2	1" X 28" (25.4 x 711 mm)
T-8-35-SA	35' (10.6 M)	8" (203.2mm)	3"	65" (1651mm)	2	1" X 28" (25.4 x 711 mm)
T-8-40-SA	40' (12.1 M)	8" (203.2mm)	3"	65" (1651mm)	1	1" X 28" (25.4 x 711 mm)
T-8-45-SA	45' (13.7 M)	8" (203.2mm)	3"	65" (1651mm)	1	1" X 28" (25.4 x 711 mm)



AMCO SINGLE BRACKET STEEL TAPERED LAMP POST (HOT-DIP GALVANIZED AVAILABLE UPON REQUEST)

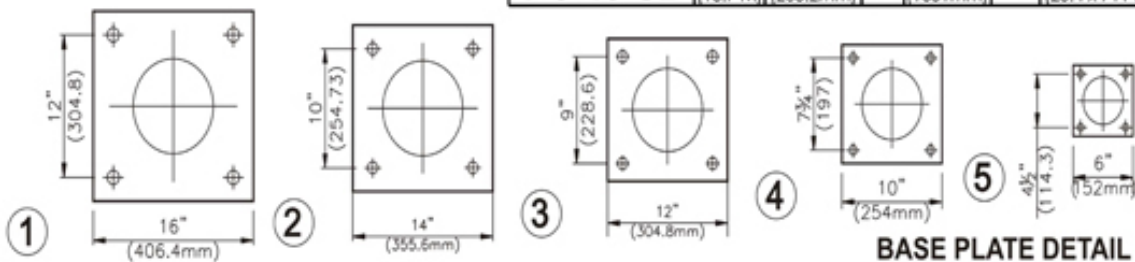


BRACKET TYPE B

SPECIFICATION:

- WITH BASE PLATE
- ZINC ELECTROPLATED COATING WITH RED LEAD AND ALUMINUM PAINT
- WITH ANCHOR BOLT, NUT AND WASHER

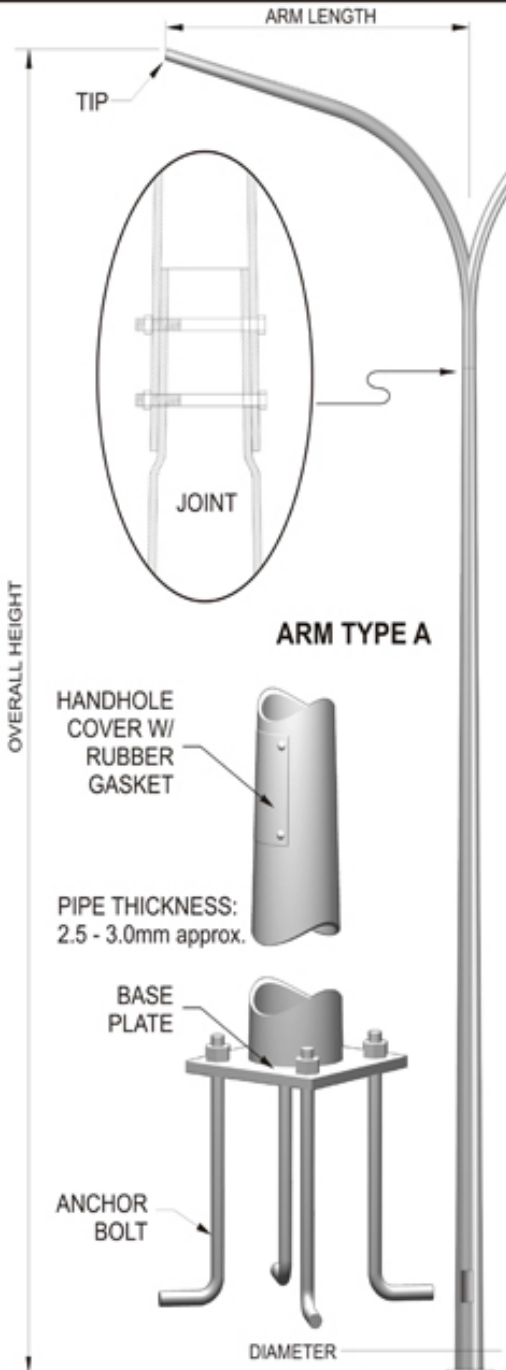
MODEL NO.	HEIGHT	DIAMETER	TOP	MAX. ANGLE LENGTH	BASE PLATE	ANCHOR BOLT
T-4-10-SB	10' (3.0 M)	4" (101.6mm)	2"	55" (1397mm)	5	$\frac{5}{8}$ " X 9" (16 x 228.6 mm)
T-4-15-SB	15' (4.5 M)	4" (101.6mm)	2"	55" (1397mm)	4	$\frac{5}{8}$ " X 9" (16 x 228.6 mm)
T-4-20-SB	20' (6.0 M)	4" (101.6mm)	2"	65" (1651mm)	4	$\frac{3}{4}$ " X 18" (19 x 457 mm)
T-4-25-SB	25' (7.6 M)	4" (101.6mm)	2"	65" (1651mm)	4	$\frac{3}{4}$ " X 18" (19 x 457 mm)
T-5-15-SB	15' (4.5 M)	5" (127mm)	3"	55" (1651mm)	4	$\frac{3}{4}$ " X 18" (19 x 457 mm)
T-5-20-SB	20' (6.0 M)	5" (127mm)	3"	65" (1651mm)	4	$\frac{3}{4}$ " X 18" (19 x 457 mm)
T-5-25-SB	25' (7.6 M)	5" (127mm)	3"	65" (1651mm)	4	$\frac{3}{4}$ " X 18" (19 x 457 mm)
T-5-30-SB	30' (9.1 M)	5" (127mm)	3"	65" (1651mm)	3	1" X 28" (25.4 x 711 mm)
T-6-20-SB	20' (6.0 M)	6" (152.4mm)	3"	65" (1651mm)	4	$\frac{3}{4}$ " X 18" (19 x 457 mm)
T-6-25-SB	25' (7.6 M)	6" (152.4mm)	3"	65" (1651mm)	4	$\frac{3}{4}$ " X 18" (19 x 457 mm)
T-6-30-SB	30' (9.1 M)	6" (152.4mm)	3"	65" (1651mm)	3	1" X 28" (25.4 x 711 mm)
T-6-35-SB	35' (10.6 M)	6" (152.4mm)	3"	65" (1651mm)	3	1" X 28" (25.4 x 711 mm)
T-7-20-SB	20' (6.0 M)	7" (177.8mm)	4"	65" (1651mm)	4	$\frac{3}{4}$ " X 18" (19 x 457 mm)
T-7-25-SB	25' (7.6 M)	7" (177.8mm)	4"	65" (1651mm)	4	$\frac{3}{4}$ " X 18" (19 x 457 mm)
T-7-30-SB	30' (9.1 M)	7" (177.8mm)	4"	65" (1651mm)	3	1" X 28" (25.4 x 711 mm)
T-7-35-SB	35' (10.6 M)	7" (177.8mm)	4"	65" (1651mm)	3	1" X 28" (25.4 x 711 mm)
T-8-20-SB	20' (6.0 M)	8" (203.2mm)	4"	65" (1651mm)	3	1" X 28" (25.4 x 711 mm)
T-8-25-SB	25' (7.6 M)	8" (203.2mm)	4"	65" (1651mm)	3	1" X 28" (25.4 x 711 mm)
T-8-30-SB	30' (9.1 M)	8" (203.2mm)	4"	65" (1651mm)	2	1" X 28" (25.4 x 711 mm)
T-8-35-SB	35' (10.6 M)	8" (203.2mm)	4"	65" (1651mm)	2	1" X 28" (25.4 x 711 mm)
T-8-40-SB	40' (12.1 M)	8" (203.2mm)	4"	65" (1651mm)	1	1" X 28" (25.4 x 711 mm)
T-8-45-SB	45' (13.7 M)	8" (203.2mm)	4"	65" (1651mm)	1	1" X 28" (25.4 x 711 mm)



BASE PLATE DETAIL

AMCO DOUBLE ARM STEEL TAPERED LAMP POST

(HOT-DIP GALVANIZED AVAILABLE UPON REQUEST)

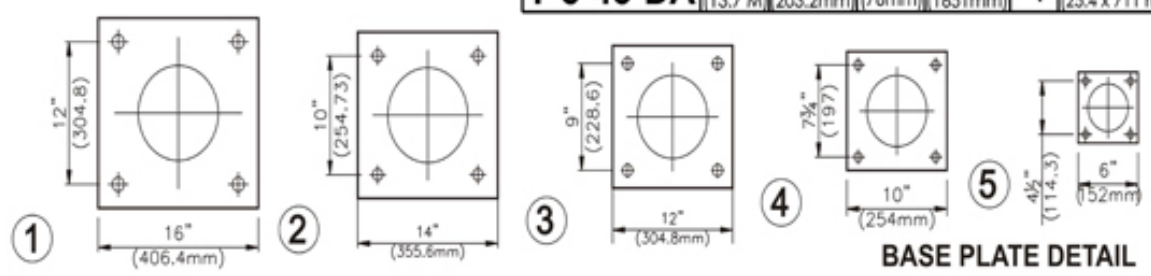
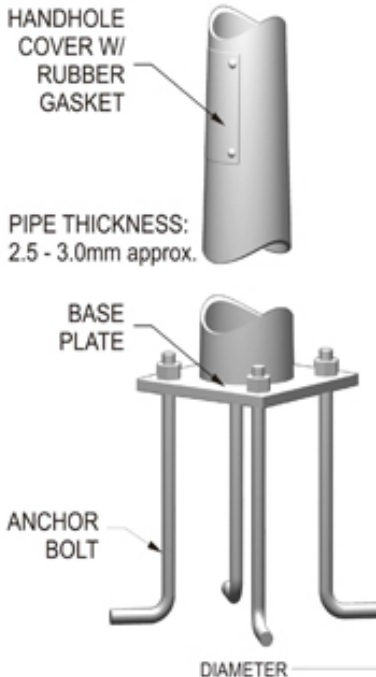


SPECIFICATION:

- WITH BASE PLATE
- ZINC ELECTROPLATED COATING WITH RED LEAD AND ALUMINUM PAINT
- WITH ANCHOR BOLT, NUT AND WASHER

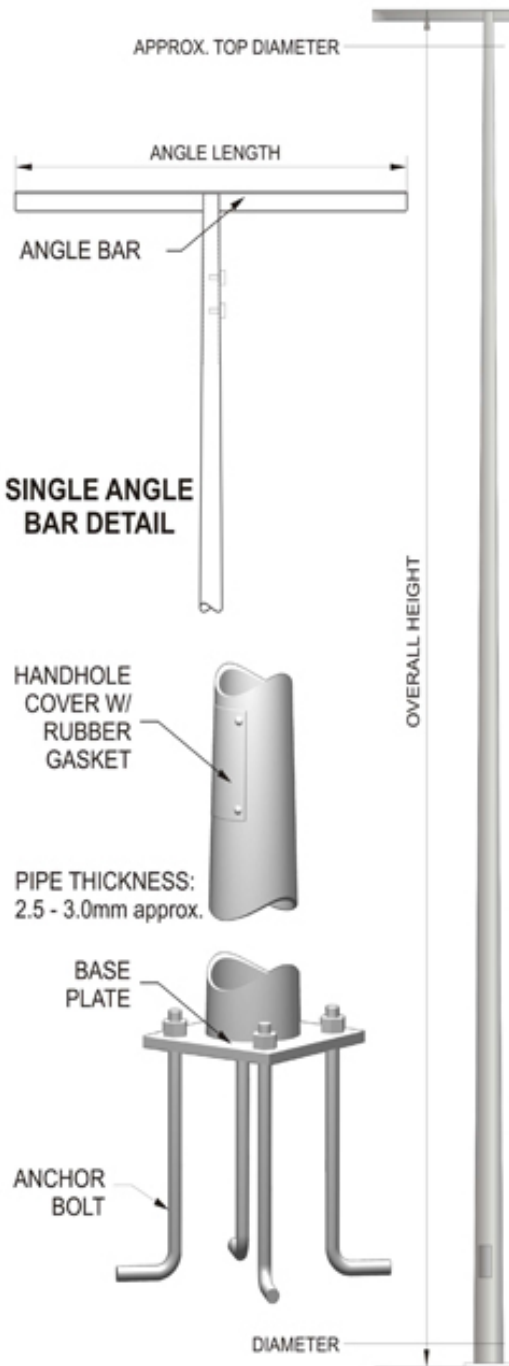
ARM TYPE B

MODEL NO.	HEIGHT	DIAMETER	JOINT	ARM LENGTH	BASE PLATE	ANCHOR BOLT
T-4-10-DA	10' (3.0 M)	4" (101.6mm)	2" (51mm)	55" (1397mm)	5	5/8" X 9" (16 x 228.6 mm)
T-4-15-DA	15' (4.5 M)	4" (101.6mm)	2 1/2" (63mm)	55" (1397mm)	4	5/8" X 9" (16 x 228.6 mm)
T-4-20-DA	20' (6.0 M)	4" (101.6mm)	2 1/2" (63mm)	65" (1651mm)	4	3/4" X 18" (19 x 457 mm)
T-4-25-DA	25' (7.6 M)	4" (101.6mm)	2 1/2" (63mm)	65" (1651mm)	4	3/4" X 18" (19 x 457 mm)
T-5-15-DA	15' (4.5 M)	5" (127mm)	2 1/2" (63mm)	55" (1397mm)	4	3/4" X 18" (19 x 457 mm)
T-5-20-DA	20' (6.0 M)	5" (127mm)	2 1/2" (63mm)	65" (1651mm)	4	3/4" X 18" (19 x 457 mm)
T-5-25-DA	25' (7.6 M)	5" (127mm)	2 1/2" (63mm)	65" (1651mm)	4	3/4" X 18" (19 x 457 mm)
T-5-30-DA	30' (9.1 M)	5" (127mm)	2 1/2" (63mm)	65" (1651mm)	3	1" X 28" (25.4 x 711 mm)
T-6-20-DA	20' (6.0 M)	6" (152.4mm)	2 1/2" (63mm)	65" (1651mm)	4	3/4" X 18" (19 x 457 mm)
T-6-25-DA	25' (7.6 M)	6" (152.4mm)	2 1/2" (63mm)	65" (1651mm)	4	3/4" X 18" (19 x 457 mm)
T-6-30-DA	30' (9.1 M)	6" (152.4mm)	2 1/2" (63mm)	65" (1651mm)	3	1" X 28" (25.4 x 711 mm)
T-6-35-DA	35' (10.6 M)	6" (152.4mm)	2 1/2" (63mm)	65" (1651mm)	3	1" X 28" (25.4 x 711 mm)
T-7-20-DA	20' (6.0 M)	7" (177.8mm)	2 1/2" (63mm)	65" (1651mm)	4	3/4" X 18" (19 x 457 mm)
T-7-25-DA	25' (7.6 M)	7" (177.8mm)	2 1/2" (63mm)	65" (1651mm)	4	3/4" X 18" (19 x 457 mm)
T-7-30-DA	30' (9.1 M)	7" (177.8mm)	2 1/2" (63mm)	65" (1651mm)	3	1" X 28" (25.4 x 711 mm)
T-7-35-DA	35' (10.6 M)	7" (177.8mm)	2 1/2" (63mm)	65" (1651mm)	3	1" X 28" (25.4 x 711 mm)
T-8-20-DA	20' (6.0 M)	8" (203.2mm)	3" (76mm)	65" (1651mm)	3	1" X 28" (25.4 x 711 mm)
T-8-25-DA	25' (7.6 M)	8" (203.2mm)	3" (76mm)	65" (1651mm)	3	1" X 28" (25.4 x 711 mm)
T-8-30-DA	30' (9.1 M)	8" (203.2mm)	3" (76mm)	65" (1651mm)	2	1" X 28" (25.4 x 711 mm)
T-8-35-DA	35' (10.6 M)	8" (203.2mm)	3" (76mm)	65" (1651mm)	2	1" X 28" (25.4 x 711 mm)
T-8-40-DA	40' (12.1 M)	8" (203.2mm)	3" (76mm)	65" (1651mm)	1	1" X 28" (25.4 x 711 mm)
T-8-45-DA	45' (13.7 M)	8" (203.2mm)	3" (76mm)	65" (1651mm)	1	1" X 28" (25.4 x 711 mm)



BASE PLATE DETAIL

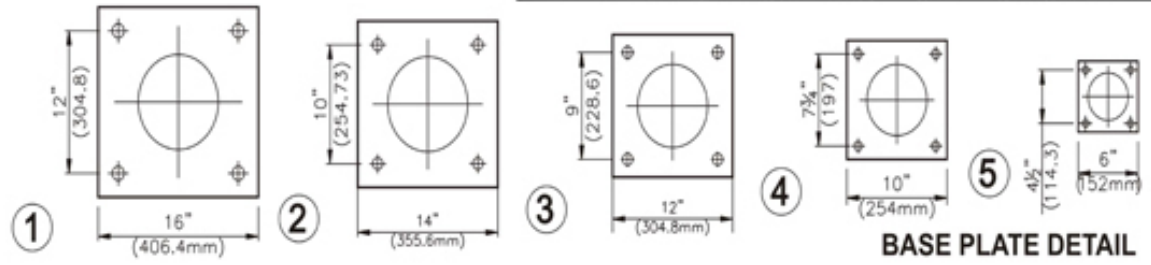
AMCO SINGLE ANGLE BAR FLOODLIGHT STEEL TAPERED LAMP POST
(HOT-DIP GALVANIZED AVAILABLE UPON REQUEST)



SPECIFICATION:


- WITH BASE PLATE
- ZINC ELECTROPLATED COATING WITH RED LEAD AND ALUMINUM PAINT
- WITH ANCHOR BOLT, NUT AND WASHER

MODEL NO.	HEIGHT	DIAMETER	TOP	MAX. ANGLE LENGTH	BASE PLATE	ANCHOR BOLT
T-4-10-SC	10' (3.0 M)	4" (101.6mm)	2"	16" (406.4mm)	5	$\frac{5}{8}$ " X 9" (16 x 228.6 mm)
T-4-15-SC	15' (4.5 M)	4" (101.6mm)	2"	36" (914.4mm)	4	$\frac{5}{8}$ " X 9" (16 x 228.6 mm)
T-4-20-SC	20' (6.0 M)	4" (101.6mm)	2"	36" (914.4mm)	4	$\frac{3}{4}$ " X 18" (19 x 457 mm)
T-4-25-SC	25' (7.6 M)	4" (101.6mm)	2"	36" (914.4mm)	4	$\frac{3}{4}$ " X 18" (19 x 457 mm)
T-5-15-SC	15' (4.5 M)	5" (127mm)	3"	48" (1219mm)	4	$\frac{3}{4}$ " X 18" (19 x 457 mm)
T-5-20-SC	20' (6.0 M)	5" (127mm)	3"	48" (1219mm)	4	$\frac{3}{4}$ " X 18" (19 x 457 mm)
T-5-25-SC	25' (7.6 M)	5" (127mm)	3"	48" (1219mm)	4	$\frac{3}{4}$ " X 18" (19 x 457 mm)
T-5-30-SC	30' (9.1 M)	5" (127mm)	3"	48" (1219mm)	3	1" X 28" (25.4 x 711 mm)
T-6-20-SC	20' (6.0 M)	6" (152.4mm)	3"	48" (1219mm)	4	$\frac{3}{4}$ " X 18" (19 x 457 mm)
T-6-25-SC	25' (7.6 M)	6" (152.4mm)	3"	48" (1219mm)	4	$\frac{3}{4}$ " X 18" (19 x 457 mm)
T-6-30-SC	30' (9.1 M)	6" (152.4mm)	3"	48" (1219mm)	3	1" X 28" (25.4 x 711 mm)
T-6-35-SC	35' (10.6 M)	6" (152.4mm)	3"	48" (1219mm)	3	1" X 28" (25.4 x 711 mm)
T-7-20-SC	20' (6.0 M)	7" (177.8mm)	4"	60" (1524mm)	4	$\frac{3}{4}$ " X 18" (19 x 457 mm)
T-7-25-SC	25' (7.6 M)	7" (177.8mm)	4"	60" (1524mm)	4	$\frac{3}{4}$ " X 18" (19 x 457 mm)
T-7-30-SC	30' (9.1 M)	7" (177.8mm)	4"	60" (1524mm)	3	1" X 28" (25.4 x 711 mm)
T-7-35-SC	35' (10.6 M)	7" (177.8mm)	4"	60" (1524mm)	3	1" X 28" (25.4 x 711 mm)
T-8-20-SC	20' (6.0 M)	8" (203.2mm)	4"	60" (1524mm)	3	1" X 28" (25.4 x 711 mm)
T-8-25-SC	25' (7.6 M)	8" (203.2mm)	4"	60" (1524mm)	3	1" X 28" (25.4 x 711 mm)
T-8-30-SC	30' (9.1 M)	8" (203.2mm)	4"	60" (1524mm)	2	1" X 28" (25.4 x 711 mm)
T-8-35-SC	35' (10.6 M)	8" (203.2mm)	4"	60" (1524mm)	2	1" X 28" (25.4 x 711 mm)
T-8-40-SC	40' (12.1 M)	8" (203.2mm)	4"	60" (1524mm)	1	1" X 28" (25.4 x 711 mm)
T-8-45-SC	45' (13.7 M)	8" (203.2mm)	4"	60" (1524mm)	1	1" X 28" (25.4 x 711 mm)



BASE PLATE DETAIL

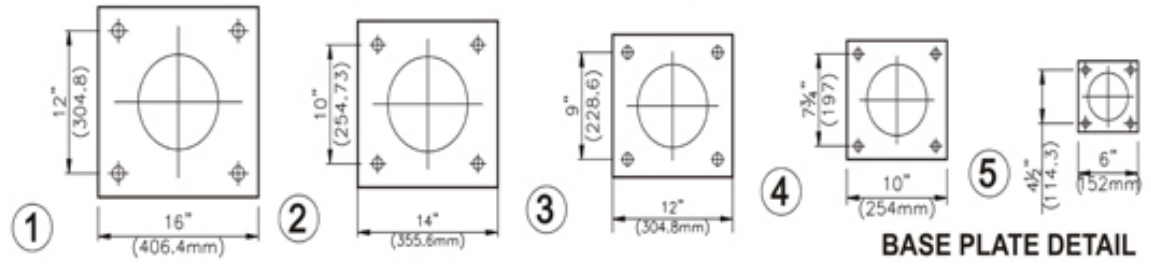
AMCO DOUBLE ANGLE BAR FLOODLIGHT STEEL TAPERED LAMP POST
(HOT-DIP GALVANIZED AVAILABLE UPON REQUEST)



SPECIFICATION:

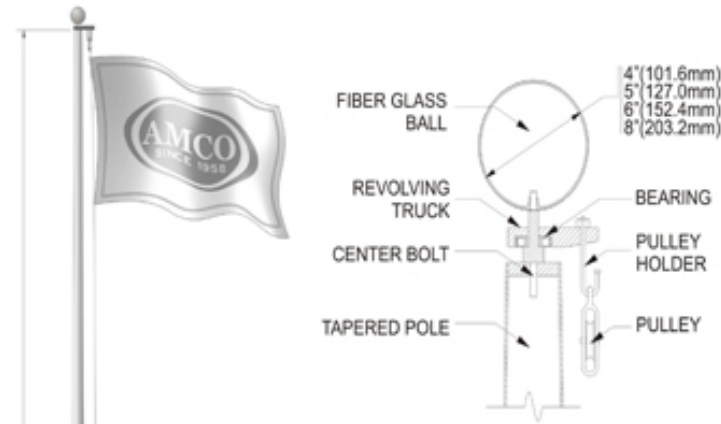
- WITH BASE PLATE
- ZINC ELECTROPLATED COATING WITH RED LEAD AND ALUMINUM PAINT
- WITH ANCHOR BOLT, NUT AND WASHER

MODEL NO.	HEIGHT	DIAMETER	TOP	MAX. ANGLE LENGTH	BASE PLATE	ANCHOR BOLT
T-4-10-DC	10' (3.0 M)	4" (101.6mm)	2"	16" (406.4mm)	5	5/8" X 9" (16 x 228.6 mm)
T-4-15-DC	15' (4.5 M)	4" (101.6mm)	2"	36" (914.4mm)	4	5/8" X 9" (16 x 228.6 mm)
T-4-20-DC	20' (6.0 M)	4" (101.6mm)	2"	36" (914.4mm)	4	3/4" X 18" (19 x 457 mm)
T-4-25-DC	25' (7.6 M)	4" (101.6mm)	2"	36" (914.4mm)	4	3/4" X 18" (19 x 457 mm)
T-5-15-DC	15' (4.5 M)	5" (127mm)	3"	48" (1219mm)	4	3/4" X 18" (19 x 457 mm)
T-5-20-DC	20' (6.0 M)	5" (127mm)	3"	48" (1219mm)	4	3/4" X 18" (19 x 457 mm)
T-5-25-DC	25' (7.6 M)	5" (127mm)	3"	48" (1219mm)	4	3/4" X 18" (19 x 457 mm)
T-5-30-DC	30' (9.1 M)	5" (127mm)	3"	48" (1219mm)	3	1" X 28" (25.4 x 711 mm)
T-6-20-DC	20' (6.0 M)	6" (152.4mm)	3"	48" (1219mm)	4	3/4" X 18" (19 x 457 mm)
T-6-25-DC	25' (7.6 M)	6" (152.4mm)	3"	48" (1219mm)	4	3/4" X 18" (19 x 457 mm)
T-6-30-DC	30' (9.1 M)	6" (152.4mm)	3"	48" (1219mm)	3	1" X 28" (25.4 x 711 mm)
T-6-35-DC	35' (10.6 M)	6" (152.4mm)	3"	48" (1219mm)	3	1" X 28" (25.4 x 711 mm)
T-7-20-DC	20' (6.0 M)	7" (177.8mm)	4"	60" (1524mm)	4	3/4" X 18" (19 x 457 mm)
T-7-25-DC	25' (7.6 M)	7" (177.8mm)	4"	60" (1524mm)	4	3/4" X 18" (19 x 457 mm)
T-7-30-DC	30' (9.1 M)	7" (177.8mm)	4"	60" (1524mm)	3	1" X 28" (25.4 x 711 mm)
T-7-35-DC	35' (10.6 M)	7" (177.8mm)	4"	60" (1524mm)	3	1" X 28" (25.4 x 711 mm)
T-8-20-DC	20' (6.0 M)	8" (203.2mm)	4"	60" (1524mm)	3	1" X 28" (25.4 x 711 mm)
T-8-25-DC	25' (7.6 M)	8" (203.2mm)	4"	60" (1524mm)	3	1" X 28" (25.4 x 711 mm)
T-8-30-DC	30' (9.1 M)	8" (203.2mm)	4"	60" (1524mm)	2	1" X 28" (25.4 x 711 mm)
T-8-35-DC	35' (10.6 M)	8" (203.2mm)	4"	60" (1524mm)	2	1" X 28" (25.4 x 711 mm)
T-8-40-DC	40' (12.1 M)	8" (203.2mm)	4"	60" (1524mm)	1	1" X 28" (25.4 x 711 mm)
T-8-45-DC	45' (13.7 M)	8" (203.2mm)	4"	60" (1524mm)	1	1" X 28" (25.4 x 711 mm)



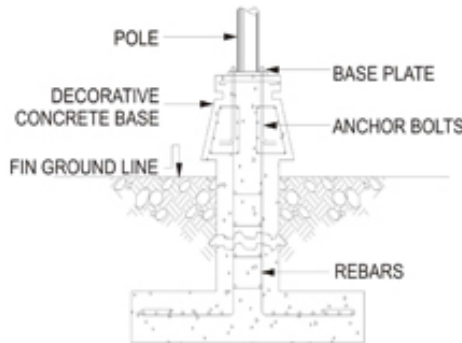
BASE PLATE DETAIL

AMCO TAPERED FLAG POLE (W/ BASE PLATE)

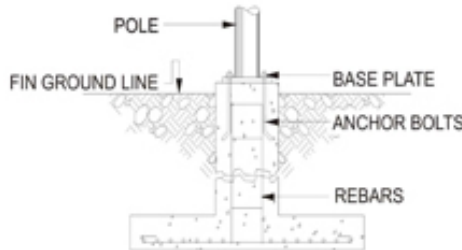


SPECIFICATION:

- WITH BASE PLATE
- ZINC ELECTROPLATED COATING WITH RED LEAD AND ALUMINUM PAINT
- WITH ANCHOR BOLT, NUT AND WASHER
- WITH FIBER GLASS BALL, REVOLVING TRUCK BEARING, PULLEY & CLEAT
- ROPE NOT INCLUDED



FOUNDATION PLAN 1



FOUNDATION PLAN 2



ROUND TYPE
(Four Bolts)



SQUARE TYPE
(Four Bolts)



ROUND TYPE
(Eight Bolts)



SQUARE TYPE
(Eight Bolts)

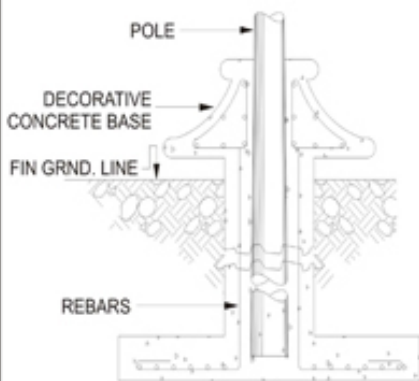
BASE PLATES

HEIGHT

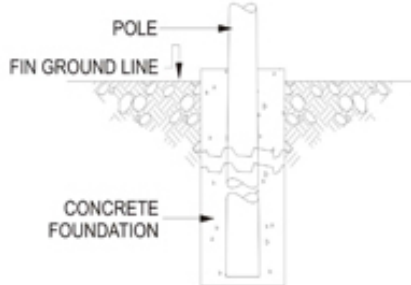


MODEL NO.	HEIGHT	DIAMETER
F-4-10	10'(3.0M)	4"(101.6mm)
F-4-15	15'(4.5M)	4"(101.6mm)
F-4-20	20'(6.0M)	4"(101.6mm)
F-4-25	25'(7.6M)	4"(101.6mm)
F-5-15	15'(4.5M)	5"(127.0mm)
F-5-20	20'(6.0M)	5"(127.0mm)
F-5-25	25'(7.6M)	5"(127.0mm)
F-5-30	30'(9.1M)	5"(127.0mm)
F-6-20	20'(6.0M)	6"(152.4mm)
F-6-25	25'(7.6M)	6"(152.4mm)
F-6-30	30'(9.1M)	6"(152.4mm)
F-6-35	35'(10.6M)	6"(152.4mm)
F-7-20	20'(6.0M)	7"(177.8mm)
F-7-25	25'(7.6M)	7"(177.8mm)
F-7-30	30'(9.1M)	7"(177.8mm)
F-7-35	35'(10.6M)	7"(177.8mm)
F-8-20	20'(6.0M)	8"(203.2mm)
F-8-25	25'(7.6M)	8"(203.2mm)
F-8-30	30'(9.1M)	8"(203.2mm)
F-8-35	35'(10.6M)	8"(203.2mm)
F-8-40	40'(12.1M)	8"(203.2mm)
F-8-45	45'(13.7M)	8"(203.2mm)

AMCO TAPERED FLAG POLE W/O BASE PLATE

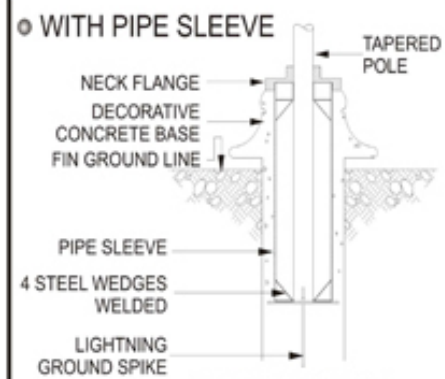
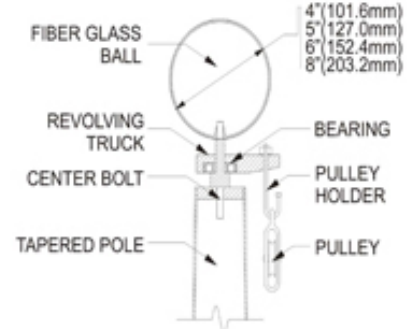



FOUNDATION PLAN 1



FOUNDATION PLAN 2

MODEL NO.	HEIGHT	DIAMETER
F-5-25C	25'(7.6M)	5"(127.0mm)
F-5-30C	30'(9.1M)	5"(127.0mm)
F-6-20C	20'(6.0M)	6"(152.4mm)
F-6-25C	25'(7.6M)	6"(152.4mm)
F-6-30C	30'(9.1M)	6"(152.4mm)
F-6-35C	35'(10.6M)	6"(152.4mm)
F-7-20C	20'(6.0M)	7"(177.8mm)
F-7-25C	25'(7.6M)	7"(177.8mm)
F-7-30C	30'(9.1M)	7"(177.8mm)
F-7-35C	35'(10.6M)	7"(177.8mm)
F-8-20C	20'(6.0M)	8"(203.2mm)
F-8-25C	25'(7.6M)	8"(203.2mm)
F-8-30C	30'(9.1M)	8"(203.2mm)
F-8-35C	35'(10.6M)	8"(203.2mm)
F-8-40C	40'(12.1M)	8"(203.2mm)
F-8-45C	45'(13.7M)	8"(203.2mm)



FOUNDATION PLAN

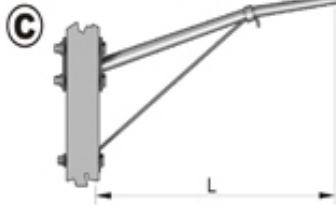
MODEL NO.	HEIGHT	DIAMETER
F-5-25B	25'(7.6M)	5"(127.0mm)
F-5-30B	30'(9.1M)	5"(127.0mm)
F-6-20B	20'(6.0M)	6"(152.4mm)
F-6-25B	25'(7.6M)	6"(152.4mm)
F-6-30B	30'(9.1M)	6"(152.4mm)
F-6-35B	35'(10.6M)	6"(152.4mm)
F-7-20B	20'(6.0M)	7"(177.8mm)
F-7-25B	25'(7.6M)	7"(177.8mm)
F-7-30B	30'(9.1M)	7"(177.8mm)
F-7-35B	35'(10.6M)	7"(177.8mm)
F-8-20B	20'(6.0M)	8"(203.2mm)
F-8-25B	25'(7.6M)	8"(203.2mm)
F-8-30B	30'(9.1M)	8"(203.2mm)
F-8-35B	35'(10.6M)	8"(203.2mm)
F-8-40B	40'(12.1M)	8"(203.2mm)
F-8-45B	45'(13.7M)	8"(203.2mm)

SPECIFICATION:

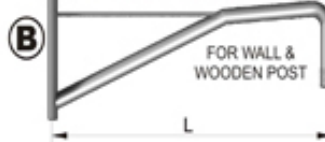
◦ STEEL TAPERED FLAG POLE (approx. 2.5-3.0mm THICK) ◦ ZINC ELECTROPLATED COATING WITH RED LEAD AND ALUMINUM PAINT ◦ WITH ANCHOR BOLT, NUT AND WASHER ◦ WITH FIBERGLASS BALL, REVOLVING TRUCK BEARING, PULLEY & CLEAT ◦ ROPE NOT INCLUDED

AMCO ARM & BRACKET

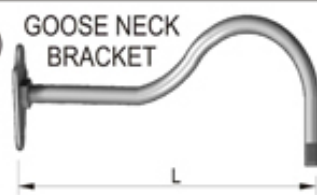
C SQUARE POST BRACKET



B HANGER TYPE BRACKET



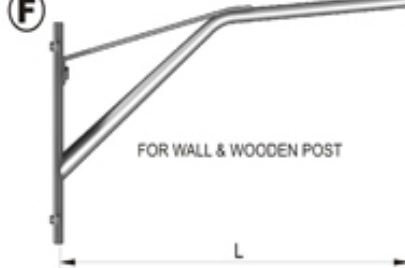
A GOOSE NECK BRACKET



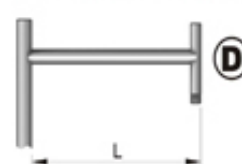
E SOLID SUPPORT BRACKET



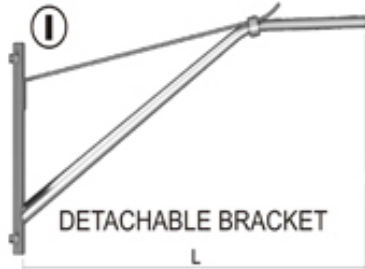
F WELDED BRACKET



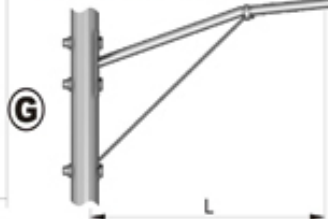
D HAMMER BRACKET



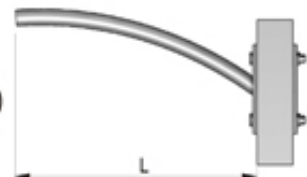
I



G STEEL POST BRACKET

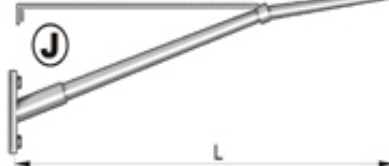


H STRAIGHT ARM

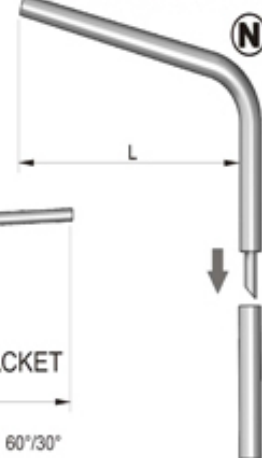


DETACHABLE BRACKET

J STRAIGHT BRACKET



N EXTENSION ARM



K

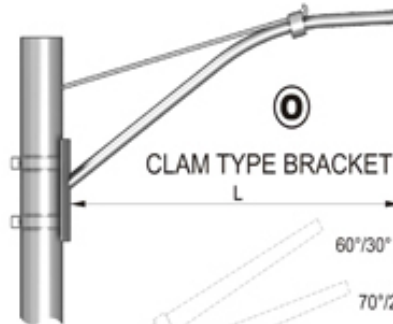


HOOK ARM

P EXTENSION ARM with ADAPTER

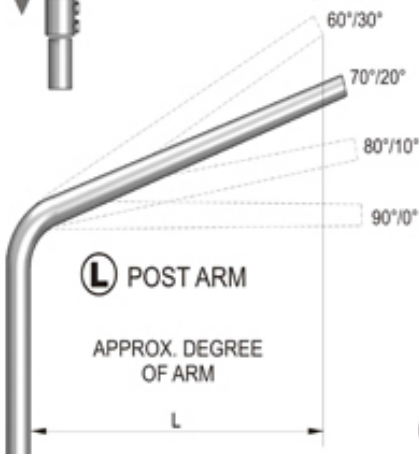


O CLAM TYPE BRACKET



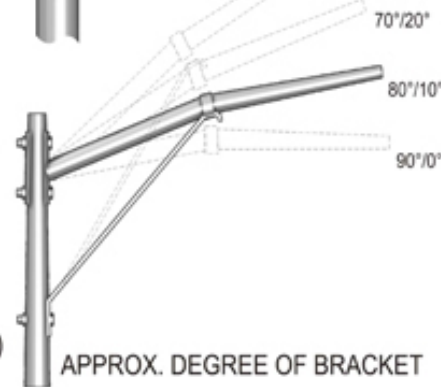
L POST ARM

APPROX. DEGREE OF ARM



Q

APPROX. DEGREE OF BRACKET



M HANGER ARM



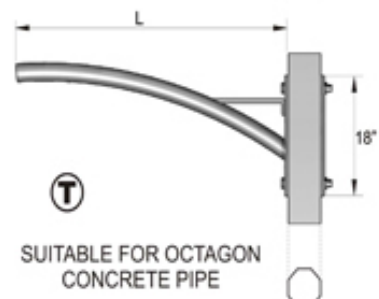
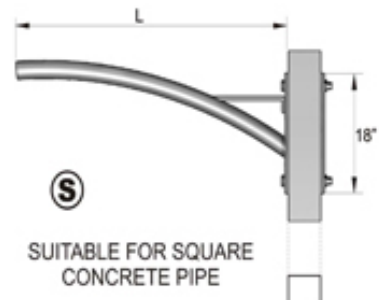
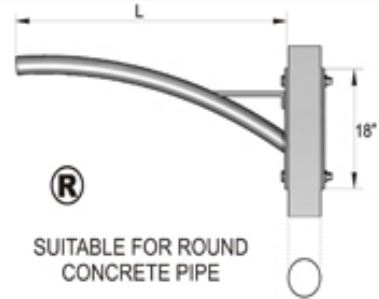
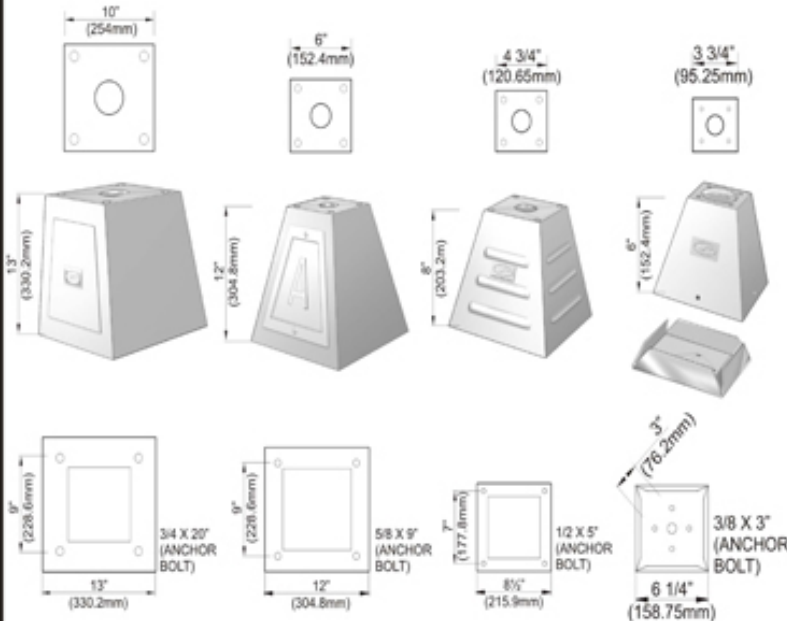
AMCO STEEL PEDESTAL POST BASE, ARM & BRACKET

MODEL NO.
B-10-13

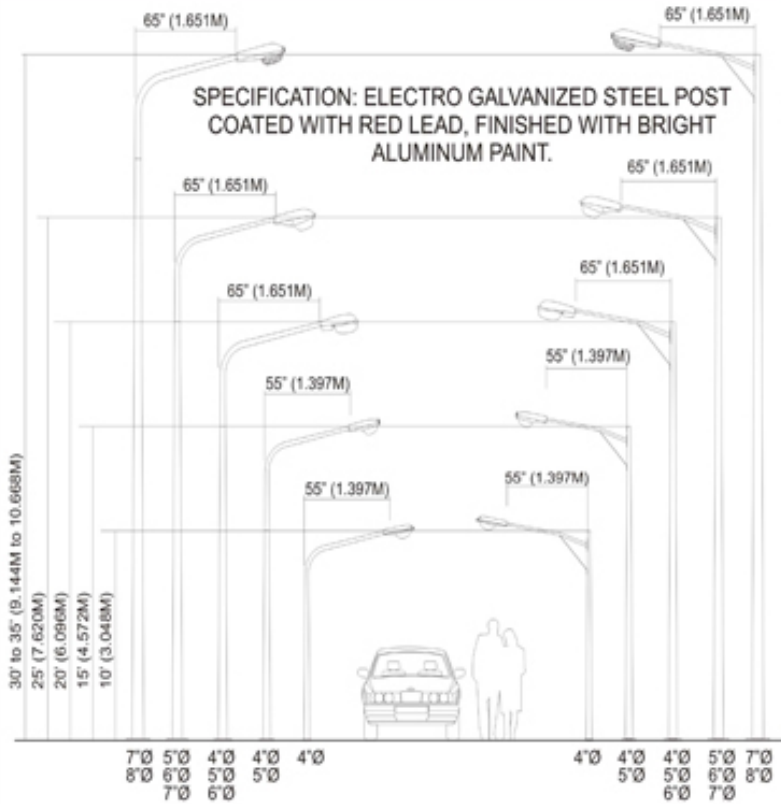
MODEL NO.
B-6-12

MODEL NO.
B-6-9

MODEL NO.
B-3-6



AMCO STEEL TAPERED LAMP POST SINGLE ARM / BRACKET LAMP POST (ABSOLUTE SCALE & PROPORTION)



FOUNDATION PLAN DETAIL

