

## AMCO AMCRYLIC LAMP



MODEL NO.

**C - 42W**

**C - 41W**



MODEL NO.

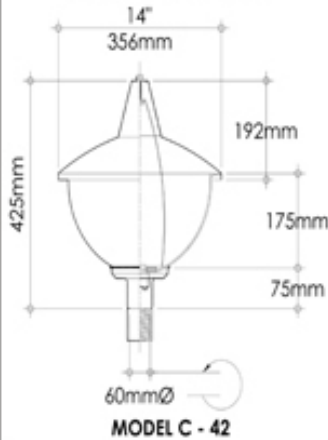
**C - 42B**



MODEL NO.

**C - 41C**

### DIMENSIONS:

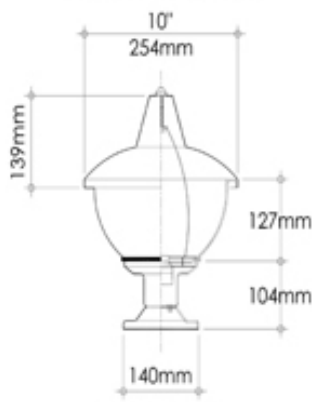


MODEL C - 42

MODEL NO.

**C - 42A**

### DIMENSIONS:



MODEL C - 41

MODEL NO.

**C - 41B**

**POST:** Zinc Electro-galvanized steel lantern post and pedestal base coated with red oxide and enamel paint finish. Complete with anchor bolts, nuts and washers.

**Available:** In enamel black paint finish, antique powder paint finish and bright aluminum paint finish.

**Wattage:**  
Min : 25W  
Max : 100W

**Wattage:**  
Min : 100W  
Max : 160W



MODEL NO.

**C-41C-SP2**

MODEL NO.

**C-41C-SP5**

MODEL NO.

**C-42AS-SP5**

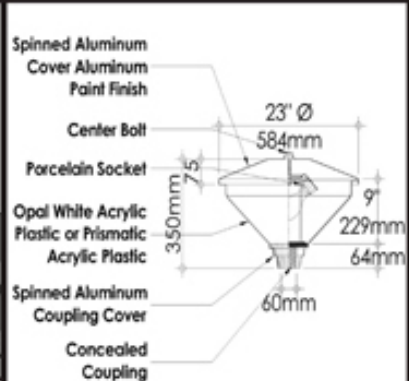

MODEL NO.

**C-42AD-TP10**

MODEL NO.

**C-42AS-TP10**

# AMCO AMCRYLIC LAMP



MODEL NO.  
**C - 45B**

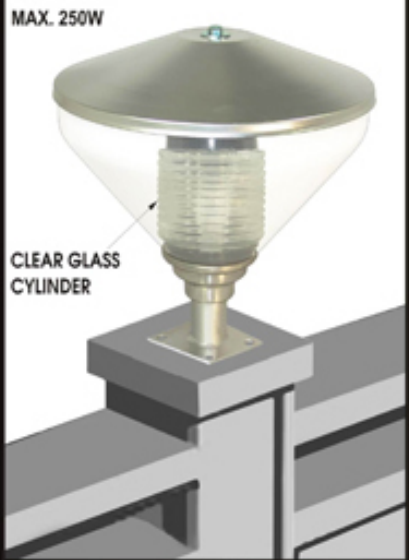
**DIMENSIONS & MATERIALS**

MODEL NO.  
**C - 45W**

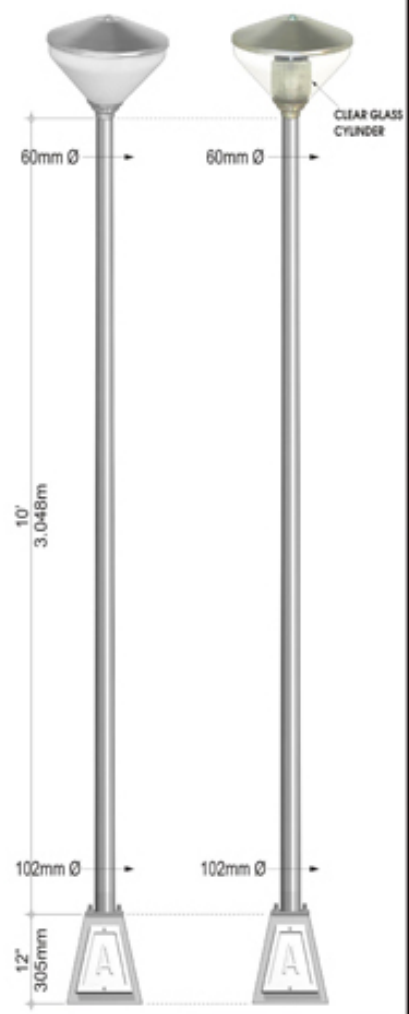


**POST:** Zinc Electro-galvanized steel lantern post and pedestal base coated with red oxide and enamel paint finish. Complete with anchor bolts, nuts and washers.  
**BRACKET:** Zinc Electro-galvanized steel multi-arm support brackets are all finished in bright aluminum paint.

**BASE TYPE w/ CLEAR GLASS CYLINDER**



MODEL NO.  
**C - 45P2**



MODEL NO.  
**C - 45B - CG**



MODEL NO.  
**C - 45 - 3**



MODEL NO.  
**C - 45 - 4**

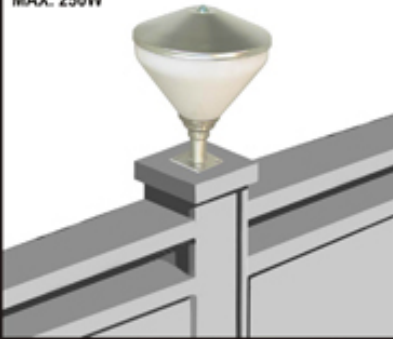
MODEL NO.  
**C - 45S - TP-10**

MODEL NO.  
**C - 45 - PI - CG**

MODEL NO.  
**C - 45 - C - CG**

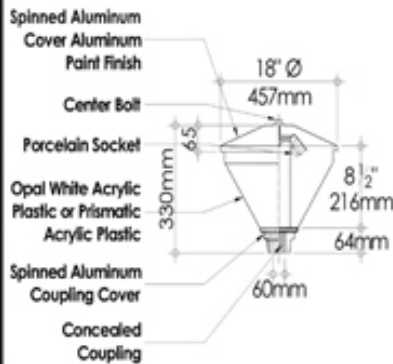
## AMCO AMCRYLIC LAMP

MAX. 250W



MODEL NO.

**C - 44B**



### DIMENSIONS & MATERIALS



MODEL NO.

**C - 44W**




MODEL NO.

**C - 44P2**

**POST:** Zinc Electro-galvanized steel lantern post and pedestal base coated with red oxide and enamel paint finish. Complete with anchor bolts, nuts and washers.

**BRACKET:** Zinc Electro-galvanized steel multi-arm support brackets are all finished in bright aluminum paint.



MODEL NO.

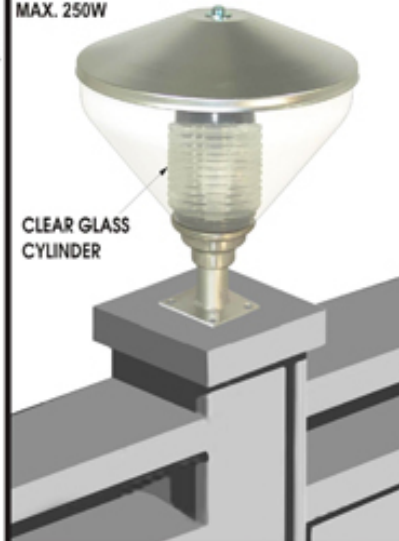
**C - 44S - TP-10**

MODEL NO.

**C - 44 - PI - CG**

### BASE TYPE w/ CLEAR GLASS CYLINDER

MAX. 250W



MODEL NO.

**C - 44B - CG**



MODEL NO.

**C - 44 - 3**



### COUPLING TYPE w/ CLEAR GLASS CYLINDER

MODEL NO.

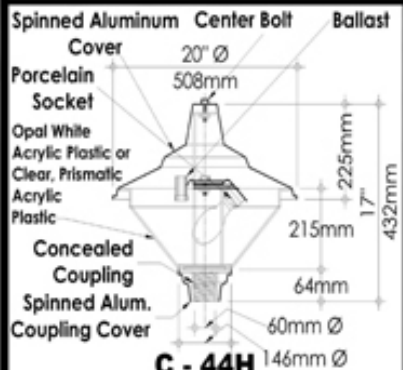
**C - 44 - C - CG**



MODEL NO.

**C - 44 - 4**

## AMCO AMCRYLIC LAMP



**C - 44H**

**DIMENSIONS & MATERIALS**



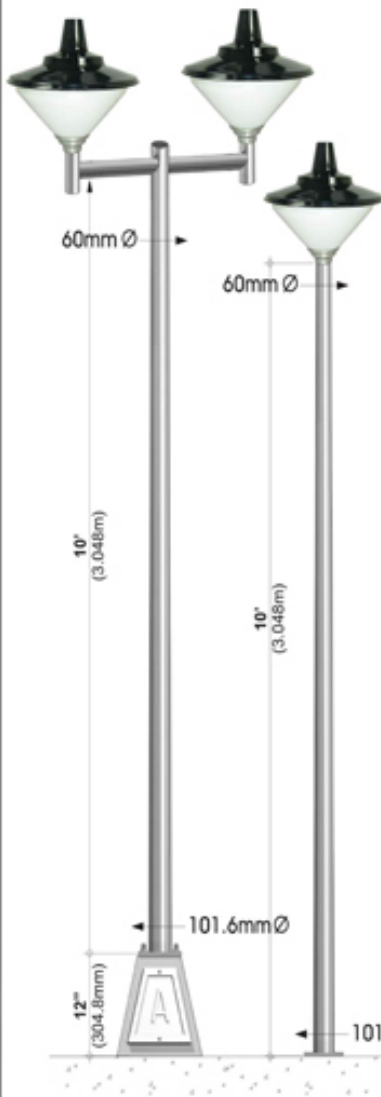
MODEL NO.

**C - 44H**



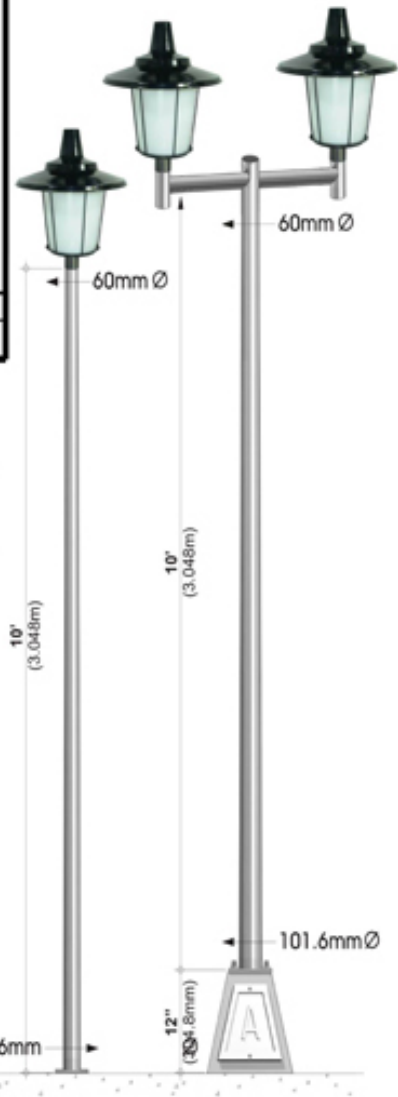
**C - 45H**

**DIMENSIONS & MATERIALS**



MODEL NO.

**C - 45H**



**POST:** Zinc electro - galvanized steel lamp post and pedestal base coated with red oxide and enamel paint finish. Complete with anchor bolts, bolts, nuts and washers.

**WATTAGE:**

**C - 44H**

125W to 250W (Ballast Type)  
160W to 250W (None-Ballast)

**C - 45H**

50W to 125W (Ballast Type)  
160W to 250W (None-Ballast)

MODEL NO.

**C - 44HD - TP10**

MODEL NO.

**C - 44HS - TP10**










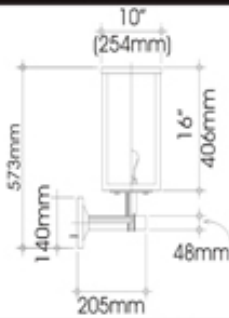
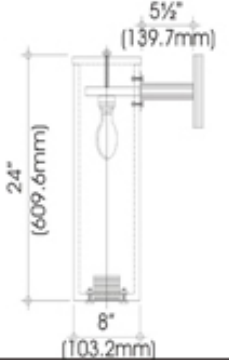
MODEL NO.

**C - 45HS - TP10**



MODEL NO.

**C - 45HD - TP10**

## AMCO ACRYLIC FOLK ART LAMP

			
MODEL NO. <b>C - 64 T</b>	MODEL NO.      SIZE <b>C - 64 AW</b> 6" x 12"	MODEL NO.      SIZE <b>C - 64 AT</b> 6" x 12"	MODEL NO.      SIZE <b>C - 64 AD</b> 6" x 12"
			
MODEL NO. <b>C - 64 CT 3</b>	MODEL NO. <b>C - 64 P3</b>	MODEL NO.      MODEL NO. <b>C-64 PC-2</b> <b>C-64 PC-1</b>	MODEL NO.      MODEL NO. <b>C - 64 P1</b> <b>C - 64 P2</b>
			
MODEL NO. <b>C - 64 P4</b>	MODEL NO.: <b>C - 64 T</b>		

## AMCO SAUCER AMCRYLIC LAMP



MODEL NO.


**C - 49 - C**

MODEL NO.

**C - 48 - C**

MODEL NO.

**C - 49 - B**



MODEL NO.

**C - 48 - B**

**POST:** Zinc Electro-galvanized steel lantern post and pedestal base coated with red oxide and enamel paint finish. Complete with anchor bolts, nuts and washers.

**BRACKET:** Zinc Electro-galvanized steel multi-arm support brackets are all finished in bright aluminum paint.

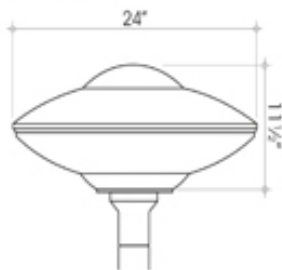


MODEL NO.

**C - 48 - W**

**C - 49 - W**

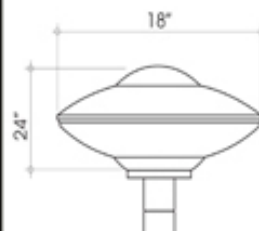
MAX. 250W



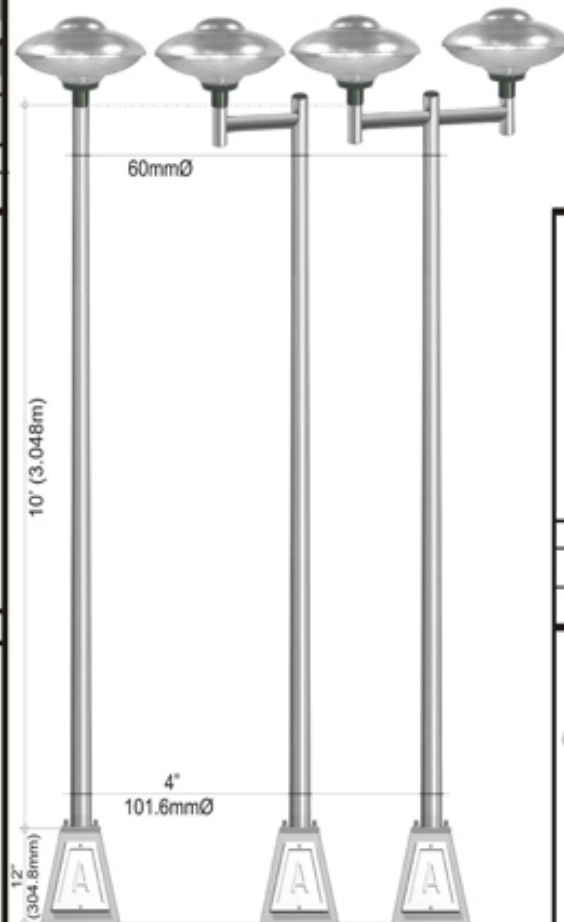
**C - 49 - C**

**DIMENSIONS**

MAX. 160W



**C - 48 - C**



MODEL NO.

**C - 48 - P3 - TP10**

**C - 49 - P3 - TP10**



MODEL NO.

**C - 48 - P4 - TP10**

**C - 49 - P4 - TP10**

MODEL NO.

**C-48-P1-TP**

**C-49-P1-TP**

MODEL NO.

**C-48-P1-TP10**

**C-49-P1-TP10**

MODEL NO.

**C-48-P2-TP10**

**C-49-P2-TP10**

MODEL NO.

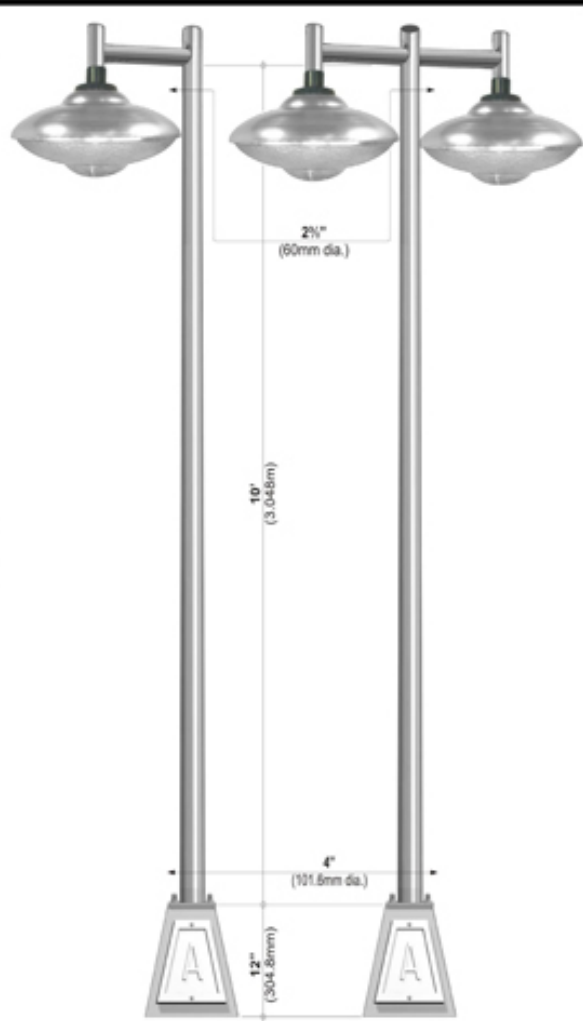
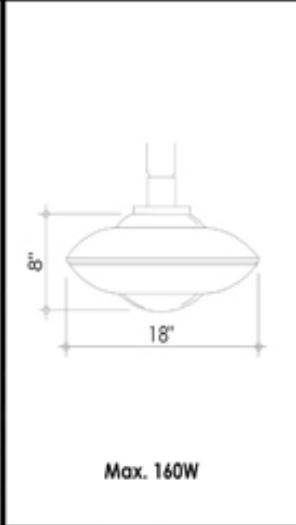
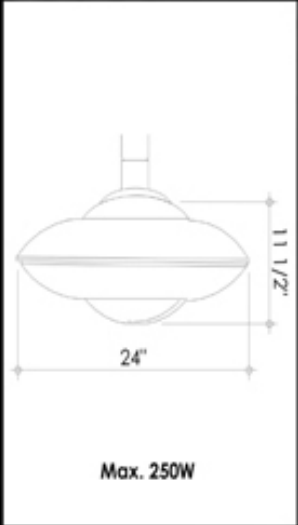
**C - 48 - P4 - TP10**

**C - 49 - P4 - TP10**

## AMCO SAUCER AMCRYLIC LAMP



MODEL NO. <b>C - 49 - D</b>	MODEL NO. <b>C - 48 - D</b>
--------------------------------	--------------------------------

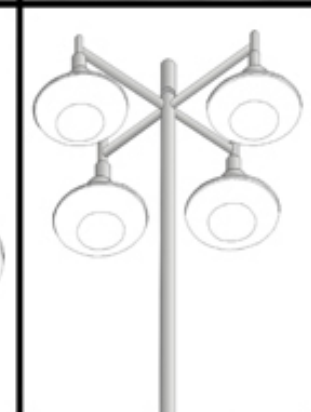


MODEL NO. <b>C - 48 - P1 - TP10 - D</b>	MODEL NO. <b>C - 48 - P2 - TP10 - D</b>
<b>C - 49 - P1 - TP10 - D</b>	<b>C - 49 - P2 - TP10 - D</b>

### DIMENSIONS



MODEL NO. <b>C - 48 - W - D</b>	<b>C - 49 - W - D</b>
------------------------------------	-----------------------



MODEL NO. <b>C - 48 - P3 - TP10</b>	<b>C - 48 - P4 - TP10</b>
<b>C - 49 - P3 - TP10</b>	<b>C - 49 - P4 - TP10</b>

## AMCO AMGLOBE LAMP



**C-65 or C66**  
125W-250W

**SINGLE LAMP TYPE**

MODEL NO.	GLOBE Ø
<b>C-65A</b>	14"(355.6mm)
<b>C-65B</b>	16"(406.4mm)
<b>C-65C</b>	18"(457.2mm)
<b>C-65D</b>	21"(533.4mm)
<b>C-65E</b>	24"(609.6mm)

**2 LAMP TYPE**

MODEL NO.	GLOBE Ø
<b>C-65-2S</b>	10"(254.0mm)
<b>C-65-2M</b>	12"(304.8mm)
<b>C-65-2A</b>	14"(355.6mm)
<b>C-65-2B</b>	16"(406.4mm)
<b>C-65-2C</b>	18"(457.2mm)



TYPE-X  
50 to 250W



**3 LAMP TYPE**

MODEL NO.	GLOBE Ø
<b>C-65-3S</b>	10"(254.0mm)
<b>C-65-3M</b>	12"(304.8mm)
<b>C-65-3A</b>	14"(355.6mm)
<b>C-65-3B</b>	16"(406.4mm)
<b>C-65-3C</b>	18"(457.2mm)



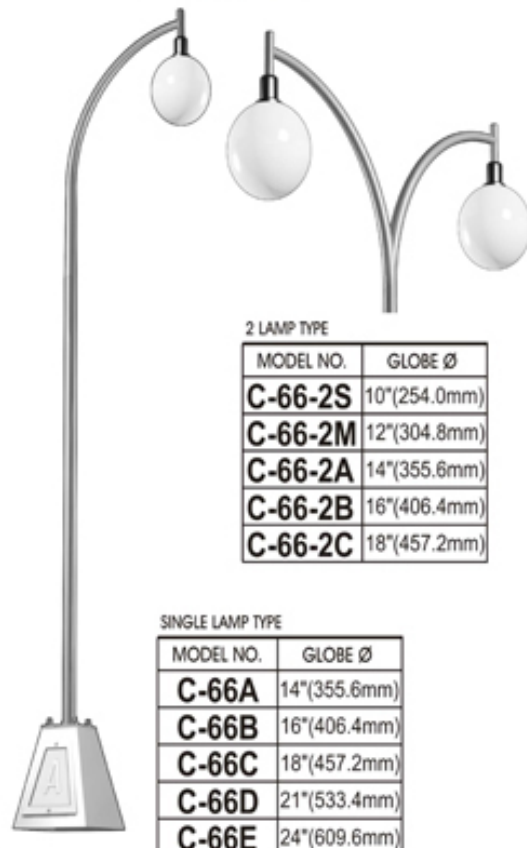
TYPE-X  
50 to 250W



**4 LAMP TYPE**

MODEL NO.	GLOBE Ø
<b>C-65-4S</b>	10"(254.0mm)
<b>C-65-4M</b>	12"(304.8mm)
<b>C-65-4A</b>	14"(355.6mm)
<b>C-65-4B</b>	16"(406.4mm)
<b>C-65-4C</b>	18"(457.2mm)

**50W-250W**  
-OPAL WHITE ACRYLIC OR  
HALF CLEAR PLASTIC GLOBES.  
-10R. TAPERED LAMP POST  
(model no. T-4-10)  
-12" POST BASE (model no. B-6-12)



**SINGLE LAMP TYPE**

MODEL NO.	GLOBE Ø
<b>C-66A</b>	14"(355.6mm)
<b>C-66B</b>	16"(406.4mm)
<b>C-66C</b>	18"(457.2mm)
<b>C-66D</b>	21"(533.4mm)
<b>C-66E</b>	24"(609.6mm)

**2 LAMP TYPE**

MODEL NO.	GLOBE Ø
<b>C-66-2S</b>	10"(254.0mm)
<b>C-66-2M</b>	12"(304.8mm)
<b>C-66-2A</b>	14"(355.6mm)
<b>C-66-2B</b>	16"(406.4mm)
<b>C-66-2C</b>	18"(457.2mm)



**3 LAMP TYPE**

MODEL NO.	GLOBE Ø
<b>C-66-3S</b>	10"(254.0mm)
<b>C-66-3M</b>	12"(304.8mm)
<b>C-66-3A</b>	14"(355.6mm)
<b>C-66-3B</b>	16"(406.4mm)
<b>C-66-3C</b>	18"(457.2mm)

**50W-250W**  
-OPAL WHITE ACRYLIC OR  
HALF CLEAR PLASTIC GLOBES.  
-10R. TAPERED LAMP POST  
(model no. T-4-10)  
-12" POST BASE (model no. B-6-12)



**4 LAMP TYPE**

MODEL NO.	GLOBE Ø
<b>C-66-4S</b>	10"(254.0mm)
<b>C-66-4M</b>	12"(304.8mm)
<b>C-66-4A</b>	14"(355.6mm)
<b>C-66-4B</b>	16"(406.4mm)
<b>C-66-4C</b>	18"(457.2mm)

TYPE-X  
50 to 250W



## AMCO AMGLOBE COMPASS LAMP



50W-250W



COUPLING OR BASE TYPE

MODEL NO.	COMPASS DIA.	GLOBE DIA.
<b>C75-A</b>	12"(304.8mm)	10"(254.0mm)
<b>C75-A1</b>	14"(355.6mm)	12"(304.8mm)
<b>C75-A2</b>	16"(406.4mm)	14"(355.6mm)
<b>C75-A3</b>	18"(457.2mm)	16"(406.4mm)
<b>C75-A4</b>	20"(508.0mm)	18"(457.2mm)

1 LAMP TYPE

MODEL NO.	COMPASS DIA.	GLOBE DIA.
<b>C75-P</b>	12"(304.8mm)	10"(254.0mm)
<b>C75-P1</b>	14"(355.6mm)	12"(304.8mm)
<b>C75-P2</b>	16"(406.4mm)	14"(355.6mm)
<b>C75-P3</b>	18"(457.2mm)	16"(406.4mm)
<b>C75-P4</b>	20"(508.0mm)	18"(457.2mm)

-10ft. TAPERED LAMP POST -12" POST BASE (model no. B-6-12)  
(model no. T-4-10)



2 LAMP TYPE

MODEL NO.	COMPASS DIA.	GLOBE DIA.
<b>C76-P</b>	12"(304.8mm)	10"(254.0mm)
<b>C76-P1</b>	14"(355.6mm)	12"(304.8mm)
<b>C76-P2</b>	16"(406.4mm)	14"(355.6mm)
<b>C76-P3</b>	18"(457.2mm)	16"(406.4mm)
<b>C76-P4</b>	20"(508.0mm)	18"(457.2mm)

3 LAMP TYPE

MODEL NO.	COMPASS DIA.	GLOBE DIA.
<b>C77-P</b>	12"(304.8mm)	10"(254.0mm)
<b>C77-P1</b>	14"(355.6mm)	12"(304.8mm)
<b>C77-P2</b>	16"(406.4mm)	14"(355.6mm)
<b>C77-P3</b>	18"(457.2mm)	16"(406.4mm)
<b>C77-P4</b>	20"(508.0mm)	18"(457.2mm)

4 LAMP TYPE

MODEL NO.	COMPASS DIA.	GLOBE DIA.
<b>C78-P</b>	12"(304.8mm)	10"(254.0mm)
<b>C78-P1</b>	14"(355.6mm)	12"(304.8mm)
<b>C78-P2</b>	16"(406.4mm)	14"(355.6mm)
<b>C78-P3</b>	18"(457.2mm)	16"(406.4mm)
<b>C78-P4</b>	20"(508.0mm)	18"(457.2mm)

## AMCO AMGLOBE CAPIZ LAMP



2-LAMP TYPE

MODEL NO.	GLOBE Ø
<b>C-102A</b>	10"(254.0mm)
<b>C-102B</b>	12"(304.8mm)
<b>C-102C</b>	14"(355.6mm)
<b>C-102D</b>	16"(406.4mm)
<b>C-102E</b>	18"(457.2mm)



2 LAMP, 1 CENTER LAMP

MODEL NO.	DIA. A	DIA. B
<b>C-103A</b>	2-10"	1-12"
<b>C-103B</b>	2-12"	1-14"
<b>C-103C</b>	2-14"	1-16"
<b>C-103D</b>	2-16"	1-18"
<b>C-103E</b>	2-18"	1-21"



3 LAMP TYPE

MODEL NO.	GLOBE Ø
<b>C-103TA</b>	10"(254.0mm)
<b>C-103TB</b>	12"(304.8mm)
<b>C-103TC</b>	14"(355.6mm)
<b>C-103TD</b>	16"(406.4mm)
<b>C-103TE</b>	18"(457.2mm)



4 LAMP TYPE

MODEL NO.	GLOBE Ø
<b>C-104XA</b>	10"(254.0mm)
<b>C-104XB</b>	12"(304.8mm)
<b>C-104XC</b>	14"(355.6mm)
<b>C-104XD</b>	16"(406.4mm)
<b>C-104XE</b>	18"(457.2mm)

50W-250W

-10ft. TAPERED LAMP POST  
(model no. T-4-10)

-12" POST BASE  
(model no. B-6-12)



3 LAMP, 1 CENTER LAMP

MODEL NO.	DIA. A	DIA. B
<b>C-104A</b>	3-10"	1-12"
<b>C-104B</b>	3-12"	1-14"
<b>C-104C</b>	3-14"	1-16"
<b>C-104D</b>	3-16"	1-18"
<b>C-104E</b>	3-18"	1-21"



4 LAMP, 1 CENTER LAMP

MODEL NO.	DIA. A	DIA. B
<b>C-105A</b>	4-10"	1-12"
<b>C-105B</b>	4-12"	1-14"
<b>C-105C</b>	4-14"	1-16"
<b>C-105D</b>	4-16"	1-18"
<b>C-105E</b>	4-18"	1-21"

## AMCO ASKIT LAMP

**SINGLE LAMP TYPE**

MODEL NO.	GLOBE Ø
<b>C-71-P2</b>	14"(355.6mm)
<b>C-71-P3</b>	16"(406.4mm)
<b>C-71-P4</b>	18"(457.2mm)
<b>C-71-P5</b>	21"(533.4mm)

**50W-250W**

-10R. TAPERED LAMP POST  
(model no. T-4-10)

-12" POST BASE (model no. B-6-12)

**3 LAMP TYPE**

MODEL NO.	GLOBE Ø
<b>C-73-P</b>	10"(254.0mm)
<b>C-73-P1</b>	12"(304.8mm)
<b>C-73-P2</b>	14"(355.6mm)
<b>C-73-P3</b>	16"(406.4mm)
<b>C-73-P4</b>	18"(457.2mm)
<b>C-73-P5</b>	21"(533.4mm)

**BRACKET FOR WALL OR WOODEN POST**

MODEL NO.	GLOBE Ø
<b>C-71-A</b>	10"(254.0mm)
<b>C-71-A1</b>	12"(304.8mm)
<b>C-71-A2</b>	14"(355.6mm)
<b>C-71-A3</b>	16"(406.4mm)
<b>C-71-A4</b>	18"(457.2mm)

**2 LAMP TYPE**

MODEL NO.	GLOBE Ø
<b>C-72-P</b>	10"(254.0mm)
<b>C-72-P1</b>	12"(304.8mm)
<b>C-72-P2</b>	14"(355.6mm)
<b>C-72-P3</b>	16"(406.4mm)
<b>C-72-P4</b>	18"(457.2mm)
<b>C-72-P5</b>	21"(533.4mm)

**4 LAMP TYPE**

MODEL NO.	GLOBE Ø
<b>C-74-P</b>	10"(254.0mm)
<b>C-74-P1</b>	12"(304.8mm)
<b>C-74-P2</b>	14"(355.6mm)
<b>C-74-P3</b>	16"(406.4mm)
<b>C-74-P4</b>	18"(457.2mm)
<b>C-74-P5</b>	21"(533.4mm)

## AMCO EGGLOBE ASKIT LAMP

**SINGLE LAMP TYPE**

MODEL NO.	DIAMETER
<b>C-162-1</b>	12"(304.8mm)
<b>C-163-1</b>	14"(355.6mm)

**100W-160W**

-10R. TAPERED LAMP POST  
(model no. T-4-10)

-12" POST BASE (model no. B-6-12)

**3 LAMP TYPE**

MODEL NO.	DIAMETER
<b>C-161-3</b>	10"(254.0mm)
<b>C-162-3</b>	12"(304.8mm)
<b>C-163-3</b>	14"(355.6mm)

**BRACKET TYPE**

MODEL NO.	DIAMETER
<b>C-161B</b>	10"(254.0mm)
<b>C-162B</b>	12"(304.8mm)
<b>C-163B</b>	14"(355.6mm)

**2 LAMP TYPE**

MODEL NO.	DIAMETER
<b>C-161-2</b>	10"(254.0mm)
<b>C-162-2</b>	12"(304.8mm)
<b>C-163-2</b>	14"(355.6mm)

**4 LAMP TYPE**

MODEL NO.	DIAMETER
<b>C-161-4</b>	10"(254.0mm)
<b>C-162-4</b>	12"(304.8mm)
<b>C-163-4</b>	14"(355.6mm)

**100W-160W**

ADJUSTABLE METAL FITTER

U-SHAPED STEEL BRACKET

EGGLOBE OPAL WHITE/ ACRYLIC

BULB

PORCELAIN SOCKET

**AMCO DIAMOND ASKIT LAMP**

**C-243-1**  
**S-243-1** 100W-160W

10" TAPERED POST  
(MODEL No. T-4-10)  
12" POST BASE(B-6-12)

**C-243-2**  
**S-243-2**

**C-243-3**  
**S-243-3**

**C-243-4**  
**S-243-4**

**C-243-B** 22"(558.8mm)Ø  
**S-243-B** 15"(381.0mm)Ø

**AMCO ACRYLIC ASKIT LAMP**

**C-244-1**  
**C-245-1** 100W-250W

**C-244-T** 18"(457.2mm)Ø  
**S-245-T** 24"(609.6mm)Ø

**C-244-2**  
**C-245-2**

**C-244-3**  
**C-245-3**

**C-244-4**  
**C-245-4**

**AMCO ACRYLIC ASKIT LAMP**

**C-252-1** 100W-160W

**C-252-2**

**C-252-3**

**C-252-4**

**C-252-B**

**AMCO ACRYLIC LAMP**

**C-52-1**  
10"(3.0M) POST

**C-52-2**

**C-52-3**  
HALF OPAL WHITE ACRYLIC  
HALF CLEAR PLASTIC

**C-52-4**

**C-52-B**

**C-52-D**  
12 1/2"(317.5mm)  
15"(381mm)

**C-52-S**  
10"(3.0M) POST  
100W-160W

### AMCO AMCRYLIC LAMP

18" (457.2mm)  
13 1/2" (342.9mm)  
8" (203.2mm)

ALUM. LOCK KNOB  
SPIN ALUMINUM SHEET  
ACRYLIC BULB  
PORCELAIN SOCKET

125W-160W

**C-51-D**  
2'X2ft. POST

**C-51**  
4'X2'X10ft. POST

**C-51-B**

**C-51-E**  
2'X5ft. POST

**C-51-C**

**C-51-W**

**C-70-SP**  
2'X1 1/2" POST

**C-70-MP**  
2'X5ft. POST

**C-70**  
4'X2'X10ft. POST

125W-160W

TYPE C (Coupling) TYPE B (Base)

**C-70-S**  
**C-70-M**  
**C-70-T**

PLASTIC BALL  
ALUMINUM COVER  
STEEL GUARD  
ACRYLIC DIFFUSER  
BULB  
SOCKET

A  
B  
C

MODEL NO.	A	B	C	Type C Ø
<b>C-70-S</b>	12" (304.8mm)	10" (254.0mm)	17" (431.8mm)	1 1/2" (38.1mm)
<b>C-70-M</b>	18" (457.2mm)	14" (355.6mm)	22" (558.8mm)	2" (50.8mm)
<b>C-70-T</b>	18" (457.2mm)	20" (508.0mm)	26" (660.4mm)	2" (50.8mm)

### AMCO AMCRYLIC DIAMOND LAMP

MODEL NO. **C-43-W**  
22" (558.8mm) Ø

MODEL NO. **S-43-W**  
15" (381.0mm) Ø

125W-160W

A

MODEL NO. **C-43**  
**S-43**

POST: 10" (3.048M)  
BASE: 12" (304.8)

MODEL NO. **C-43-2P**  
**S-43-2P**

MODEL NO. **C-43-3P**  
**S-43-3P**

MODEL NO. **C-43-1P**  
**S-43-1P**

MODEL NO. **C-43-4P**  
**S-43-4P**

MODEL NO. **C-43-C**  
**S-43-C**

COUPLING TYPE

2ft. POST HEIGHT

5ft. POST HEIGHT

10ft. POST HEIGHT

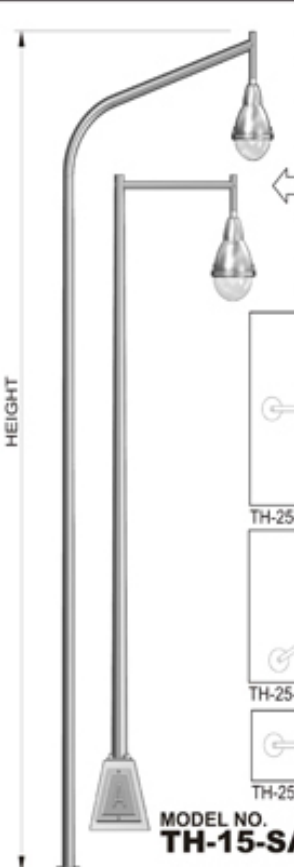
MODEL NO. **C-43-B**  
**S-43-B**

MODEL NO. **C-43-D**  
**S-43-D**

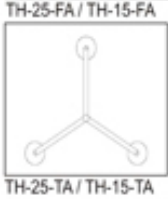
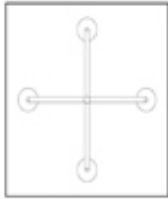
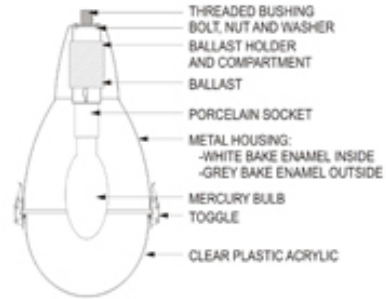
MODEL NO. **C-43-E**  
**S-43-E**

BASE TYPE

## AMCO Highbay Lamphade



MODEL NO.	POST DIA.	HEIGHT	LAMP MODEL
TH-25-SA	5"(127mm)	25'(7.62M)	TH-14
TH-25-DA	-do-	-do-	-do-
TH-25-TA	-do-	-do-	-do-
TH-25-FA	-do-	-do-	-do-
TH-15-SA	4"(101.6mm)	15'(4.57M)	TH-10
TH-15-DA	-do-	-do-	-do-
TH-15-TA	-do-	-do-	-do-
TH-15-FA	-do-	-do-	-do-



MODEL NO. **TH-15-SA**

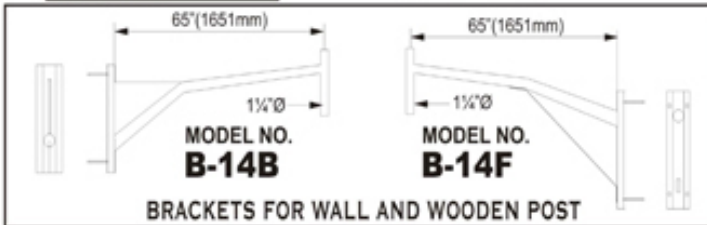
MODEL NO. **TH-25-SA**




MODEL NO. **TH-10** WATTAGE 80W - 160W




MODEL NO. **TH-14** WATTAGE 160W - 250W



## AMCO SALAKOT AMCRYLIC LAMP



MODEL NO. **S-44P1**  
Wattage: 50-160W



MODEL NO. **S-44P2**  
Wattage: 50-160W



MODEL NO. **S-44P3**  
Wattage: 50-160W



MODEL NO. **S-44P4**  
Wattage: 50-160W