




Episode 64: Potato Chip and Squares Scrappy Quilt

This pattern is supplied free of charge as a gift, please give credit to “Sew With Debee” if you care to share, or better yet, direct your friends to my Youtube channel.

For additional information please refer to the Youtube video Episode 64– Chip and Square



Row by Row size – finished 47x 55” with a 2-1/2” background border” **


Email: sewwithdebee@gmail.com Please recommend my channel and to like, comment and hit the notification when new videos are released. Released October 2024.



You Tube: sew with debbie



The following fabric is a guideline, feel free to customize to make it your own, layout using the pattern on the previous page and refer to the YouTube video for step-by-step construction instructions (alternate block seams to reduce nesting seams):



9 Patch Blocks

Quantity 9 blocks measuring 6.5 x 6.5" unfinished (6" finished)
For each block use either 9 @ 2.5" squares (5 dark and 4 light) or
Strips of dark and light each fabric strip measure 2.5" wide x 6.5" or longer
(2 kinds – dark/light/dark and light/dark/light)



Square in Rectangle Blocks

Quantity 6 Measuring 8.5 x 6.5" unfinished (8 x 6" finished)
Quantity 2 @ 2.5 x 8.5" background
Quantity 2 @ 2.5 x 3.5" background (pieced with centre dark square)
Quantity 1 @ 2.5 x 2.5" square dark fabric



Background Fabric – Borders

Quantity 2 @ 2.5 x 55.5" (Sides)
Quantity 2 @ 2.5 x 42.5" (Bottom and Top)



Quantity 6 Blocks

2 background strips 2.5 x 6.5"
1 high contrast (dark) strip 2.5 x 6.5"
Measuring 6.5 x 6.5" unfinished (6 x 6" finished)

Email: sewwithdebee@gmail.com Please recommend my channel and to like, comment and hit the notification when new videos are released. Released October 2024.



You Tube: [sew with debbie](https://www.youtube.com/sewwithdebee)






Quantity 6
 2 background strips 2.5 x 8.5"
 1 high contrast (dark) strip 2.5 x 8.5"
 Measuring 6.5 x 8.5" unfinished (6 x 8" finished)



Quantity 6
 Background Fabric
 Measuring 6.5 x 6.5 unfinished (6 x 6" finished)



Quantity 16 Blocks
 Each Block Uses
 Quantity 5 @ 2.5 x 4.5" High Contrast Colors (Potato Chip Strips)
 Quantity 1 @ 2.5 x 4.5" Low Volume or Background Fabric (Potato Chip Strip)
 Trimmed to 6.5 x 8.5 unfinished (6 x 8" finished)

Email: sewwithdebee@gmail.com Please recommend my channel and to like, comment and hit the notification when new videos are released. Released October 2024.



You Tube: sew with debbie

