



... YOUR PARTNER IN  
LOADING DOCK SAFETY AND EFFICIENCY SOLUTIONS



**NMS MECHANICAL DOCK LEVELERS**

# NOVA NMS MECHANICAL DOCK LEVELERS



*\*Shown with structural C & I beam deck support and optional weather seal*

NOVA's NMS Premium Mechanical Dock Leveler is designed to provide excellent reliability and structural durability at an affordable price. Easy pull-chain operation with a yieldable flip out lip and below dock end load controls make this full featured leveler a solid value.

## SIMPLE OPERATION

- Simple operation with a cam and roller counterbalance system assures smooth dependable walk down
- Patented holdown assembly allows for full float and automatic release capability with air ride trailers
- Operating range of 12 inches above and below dock

NOVA's NMS Series Dock Levelers offer a variety of sizes and capacities with a standard operating range of 12 inches above and below dock.

| NOVA MODEL | NOMINAL SIZE | CAPACITIES (CIR)*                  |
|------------|--------------|------------------------------------|
| NMS 6006   | 6' x 6'      | 25,000 lbs                         |
| NMS 6008   | 6' x 8'      | 30,000 lbs                         |
| NMS 6010   | 6' x 10'     | 35,000 lbs                         |
| NMS 6606   | 6'6" x 6'    | 40,000 lbs                         |
| NMS 6608   | 6'6" x 8'    | 45,000 lbs                         |
| NMS 6610   | 6'6" x 10'   | 55,000 lbs                         |
| NMS 7006   | 7' x 6'      | *CIR = Comparative Industry Rating |
| NMS 7008   | 7' x 8'      |                                    |
| NMS 7010   | 7' x 10'     |                                    |

## FEATURES AND BENEFITS


- Patented holdown assembly allows for full float and automatic release capability with air ride trailers, preventing failure or damage from overextension
- Integral maintenance strut is lockout/tagout compliant with lip support strut that also allows convenient servicing of the lip
- Yieldable Flip Lip w/Dampened Return
- Single Point Spring Adjustment
- Integral Maintenance Strut

## WARRANTY

All NOVA NMS Series models feature a full one (1) year base warranty on all structural and mechanical parts, including freight and labor charges in accordance with NOVA's standard warranty policy. Structural components carry an additional four (4) year pro-rated warranty.

## ROBUST PERFORMANCE AND DURABILITY

- Deck and lip are constructed of 50,000 minimum PSI yield A572 safety tread plate
- Deck is reinforced with all structural beams welded to deck and front and rear header for maximum deck support
- 25K-40K units: Platform supported by full length 6" high "C" channels
- 45K units: Platform supported by full length 6" high structural channel
- 55K units: Platform supported by full length 6" high structural channel and I-beams
- Full-width rear hinge mounted in compression with structural channel support
- Continuous hinge design with grease fittings and dock bumpers included as standard with each unit
- Laminated loading dock bumpers protect dock face and leveler from truck damage
- Lip hinge pins are 1" diameter M1044 steel




*Full width rear hinge in compression with structural channel rear frame supports.*



*One point adjustable main spring assembly with roller and cam construction.*

## SAFETY FEATURES

- Dual pivoting cross-traffic legs for multi-position safety at dock level and below
- Self-contained lip control yields under impact from incoming trucks
- Built-in lockout/tagout maintenance inspection strut
- Working range safety toe guards and night lock security
- Lip keepers for cross-traffic support and automatic night lock security against theft



*High strength piano hinge construction and lip extension mechanism.*

## OPTIONAL FEATURES

- 18-inch or 20-inch lip
- Full range toe guards
- Weather seal—rubber or brush
- V-112 or B-610-14 bumpers
- Pan unit (4-sided) or pit kit (3-sided)
- Three-wheel fork truck protection (standard on 45,000 and 55,000 lb units)
- Other options available—consult NOVA

**1-800-236-7325**  
[www.novalocks.com](http://www.novalocks.com)



# LOADING DOCK EQUIPMENT PRODUCTS BUILT FOR SAFETY, RELIABILITY AND STRENGTH



## VEHICLE RESTRAINTS

The most effective way to prevent accidents caused by trucks and trailers from prematurely pulling away from docks during loading and unloading.



## DOCK LEVELERS

Allow forklifts to make a smooth, safe transition between loading dock and trailer, reducing the effects of dock shock, and the jarring that occurs when a lift truck crosses between the warehouse floor and trailer bed.




## SEALS AND SHELTERS

A wide variety of designs to fit your facility's needs for vehicle type, door size, dock height, driveway grade, dock traffic and weather conditions.



## SAFETY BARRIER PRODUCTS

Reduce your risk of injury as well as damage to your building, equipment and products.



## LOADING DOCK ACCESSORIES

Comprehensive line of loading dock accessories and loading dock aftermarket products to improve safety, productivity, security and environmental control.

Since 1986, NOVA has been providing innovation and reliability to the loading dock industry. We manufacture and distribute a comprehensive line of vehicle restraints, mechanical, air powered and hydraulic dock levelers, edge-of-dock levelers, dock seals and shelters, safety barrier products, and other loading dock accessories to improve safety, productivity, security and environmental control.

For a dealer in your area or for additional information on routine service, preventative maintenance, product questions, or to request a quote, contact NOVA Technology.



**1-800-236-7325**  
[www.novalocks.com](http://www.novalocks.com)