



Ohio Legislative Children's Caucus

*Learning, connecting, and problem-solving
together. Our children are counting on us.*

***A 'Second Pandemic': Mental Health Crises Among Children & Youth
September 20, 2021***

Welcome!

*Opening comments from our caucus co-vice chair,
Senator Vernon Sykes*



Orman Hall,

Executive in Residence,

Ohio University College of Health Sciences and Professions &

Senior Program Analyst,

National Emerging Threats Initiative



Ohio Legislative Children's Caucus Briefing

Prepared by:

The OHIO Alliance for Population Health



Deaths by Disease Category and Year, Ages 12 - 24

Ohio, 2010 - 2019

Causes of Death	2010	2011	2012	2013	2014	2015	2016	2017	2018	2019	Total	Change	Pct. Change
Accidents (unintentional injuries)	335	332	325	302	287	342	301	340	297	285	3146	-50	-15%
Unintentional overdose	144	136	156	150	221	263	356	375	261	257	2319	113	78%
Intentional self-harm (suicide)	193	215	200	178	204	232	223	274	277	262	2258	69	36%
Assault (homicide)	152	181	176	213	167	185	212	229	185	196	1896	44	29%
Other and unspecified infectious and parasitic diseases	154	135	146	124	124	145	158	170	145	138	1439	-16	-10%
Certain conditions originating in the perinatal period	72	90	79	74	66	65	75	80	66	61	728	-11	-15%
Malignant neoplasms	61	56	51	60	66	68	62	65	57	69	615	8	13%
Congenital malformations, deformations and chromosomal	57	49	59	58	42	46	49	46	56	45	507	-12	-21%
Heart failure	52	36	43	33	44	47	50	49	54	38	446	-14	-27%
Other and unspecified infectious and parasitic diseases	82	91	86	83	67	86	76	92	85	67	815	-15	-18%
Total	1,302	1,321	1,321	1,275	1,288	1,479	1,562	1,720	1,483	1,418	14,169	116	9%

This figure represents total Ohio fatalities for disease categories, persons 12 - 24.

Total deaths recorded by the Ohio Department of Health, Bureau of Vital Statistics, Ohio Death Certificate File for the period beginning January 1, 2010, and ending December 31, 2019.

Deaths by Disease Category and Race, Ages 12 - 24

Ohio, 2010 - 2019

Causes of Death	Black	Pct	White	Pct	Total	Pct
Accidents (unintentional injuries)	476	13.9%	2425	24.6%	2901	21.8%
Unintentional overdose	176	5.1%	2024	20.5%	2200	16.6%
Intentional self-harm (suicide)	309	9.0%	1801	18.3%	2110	15.9%
Assault (homicide)	1387	40.5%	436	4.4%	1823	13.7%
Other and unspecified infectious and parasitic diseases	297	8.7%	1059	10.7%	1356	10.2%
Certain conditions originating in the perinatal period	226	6.6%	454	4.6%	680	5.1%
Malignant neoplasms	93	2.7%	482	4.9%	575	4.3%
Congenital malformations, deformations and chromosomal	97	2.8%	379	3.8%	476	3.6%
Heart failure	112	3.3%	298	3.0%	410	3.1%
Diabetes mellitus	36	1.1%	65	0.7%	101	0.8%
Cerebrovascular diseases	21	0.6%	60	0.6%	81	0.6%
Chronic lower respiratory diseases	38	1.1%	41	0.4%	79	0.6%
Influenza and pneumonia	14	0.4%	67	0.7%	81	0.6%
Pregnancy, childbirth and the puerperium	27	0.8%	49	0.5%	76	0.6%
Septicemia	12	0.4%	52	0.5%	64	0.5%
In situ neoplasms, benign neoplasms and neoplasms of	11	0.3%	46	0.5%	57	0.4%
Nephritis, nephrotic syndrome and nephrosis	13	0.4%	25	0.3%	38	0.3%
Legal intervention	19	0.6%	13	0.1%	32	0.2%
Other	63	1.8%	82	0.8%	145	1.1%
Total	3427	100.0%	9858	100.0%	13285	100.0%

This figure represents total Ohio fatalities for disease categories, persons 12 - 24.

Total deaths recorded by the Ohio Department of Health, Bureau of Vital Statistics, Ohio Death Certificate File for the period beginning January 1, 2010, and ending December 31, 2019.

Deaths by Disease Category and Ethnicity, Ages 12 - 24

Ohio, 2010 - 2019

Cause of Death	Hispanic	Pct	Non-Hispanic	Pct	Total	Pct
Accidents (unintentional injuries)	111	24.2%	2833	21.7%	2944	21.8%
Unintentional overdose	58	12.6%	2170	16.6%	2228	16.5%
Intentional self-harm (suicide)	64	13.9%	2104	16.1%	2168	16.0%
Assault (homicide)	53	11.5%	1792	13.7%	1845	13.6%
Other and unspecified infectious and parasitic diseases	47	10.2%	1321	10.1%	1368	10.1%
Certain conditions originating in the perinatal period	35	7.6%	667	5.1%	702	5.2%
Malignant neoplasms	16	3.5%	573	4.4%	589	4.4%
Congenital malformations, deformations and chromosomal	23	5.0%	469	3.6%	492	3.6%
Heart failure	16	3.5%	405	3.1%	421	3.1%
Other	36	7.8%	731	5.6%	767	5.7%
Total	459	100.0%	13065	100.0%	13524	100.0%

This figure represents total Ohio fatalities for disease categories, persons 12 - 24.
Total deaths recorded by the Ohio Department of Health, Bureau of Vital Statistics, Ohio Death Certificate File for the period beginning January 1, 2010, and ending December 31, 2019.

Dr. Whitney Raglin-Bignall, PhD

Pediatric Psychologist,
Nationwide Children's Hospital &
Clinical Assistant Professor,
The Ohio State University



Jennifer Vargo

Director, Office of Whole Child Supports
Ohio Department of Education



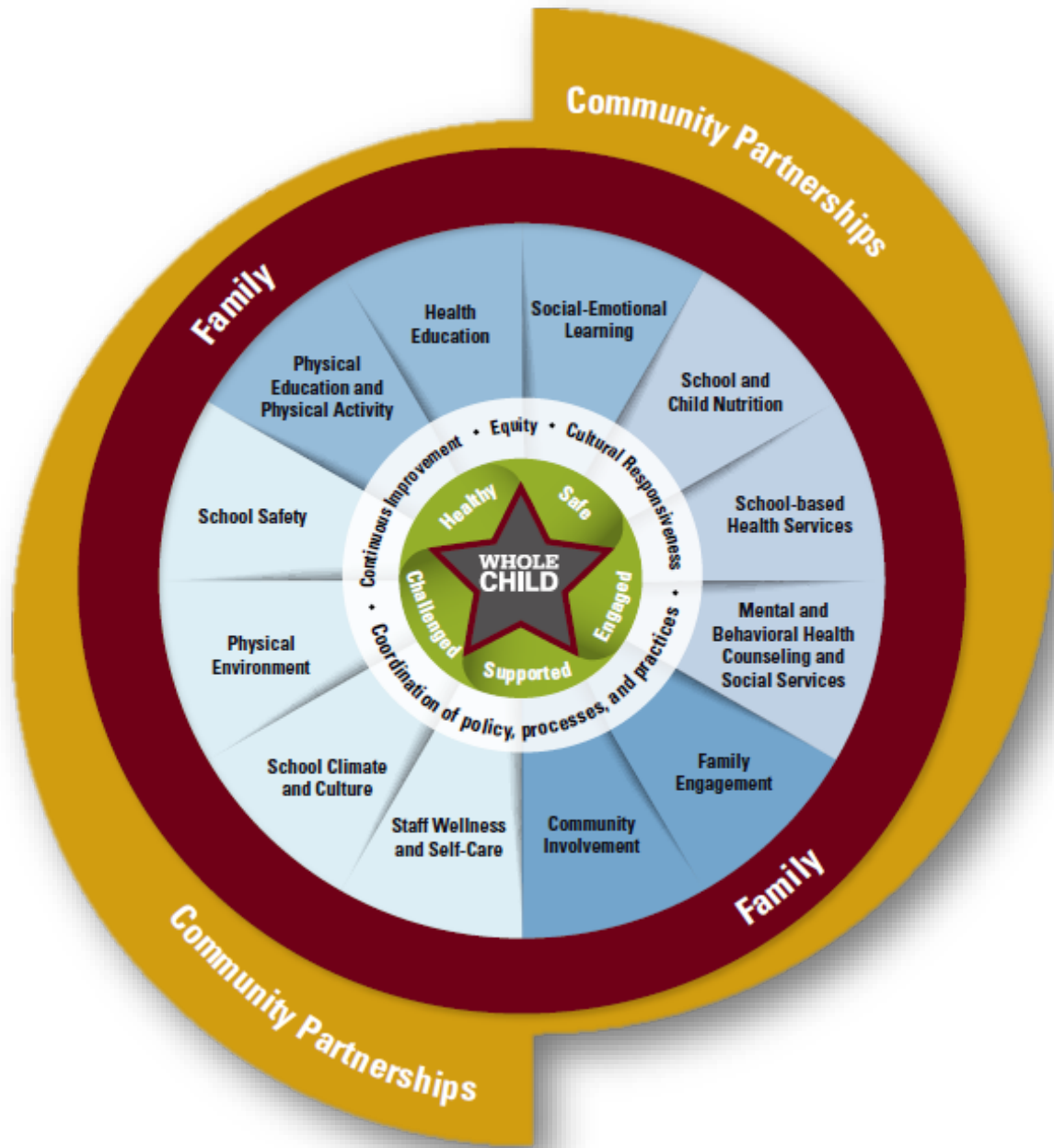
Department
of Education



Mental Health Support in Schools



Jennifer Vargo · 9.20.2021



Schools' Role in Supporting Students' Mental Health

Mental Health Supports in Schools

Cross-Agency Partnerships Support Mental Health in Schools

Each Child, Our Future



Vision

In Ohio, each child is *challenged* to discover and learn, *prepared* to pursue a fulfilling post-high school path and *empowered* to become a resilient, lifelong learner who contributes to society.

Four Learning Domains



Foundational Knowledge & Skills

Literacy, numeracy and technology



Well-Rounded Content

Social studies, sciences, languages, health, arts, physical education, etc.



Leadership & Reasoning

Problem-solving, design thinking, creativity, information analytics



Social-Emotional Learning

Self-awareness & management, social awareness, relationship skills, responsible decision-making



One Goal



Ohio will increase annually the percentage of its high school graduates who, one year after graduation, are:

- Enrolled and succeeding in a post-high school learning experience, including an adult career-technical education program, an apprenticeship and/or a two-year or four-year college program;
- Serving in a military branch;
- Earning a living wage; or
- Engaged in a meaningful, self-sustaining vocation.

Three Core Principles



Equity



Partnerships



Quality Schools

10 Priority Strategies

1

Highly effective teachers & leaders

3

Teacher & instructional support

5

Assessments gauge all learning domains

7

Meet needs of whole child

9

Develop literacy skills

2

Principal support

4

Standards reflect all learning domains

6

Accountability system honors all learning domains

8

Expand quality early learning



10

Transform high school/provide more paths to graduation



Tier 1: Universal Strategies

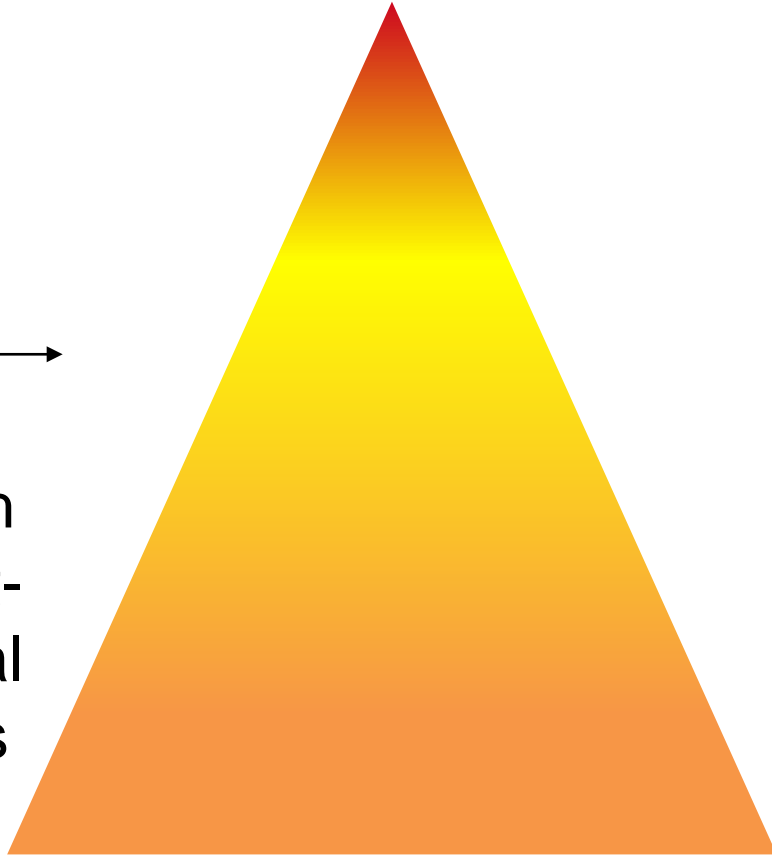
Tier 1
Strategies
for **all**
students



- Social Emotional Learning
- Prevention Education Programs
- Peer to peer groups
- Trauma Informed Practices
- Universal Screening

Tier 2: Targeted Supports

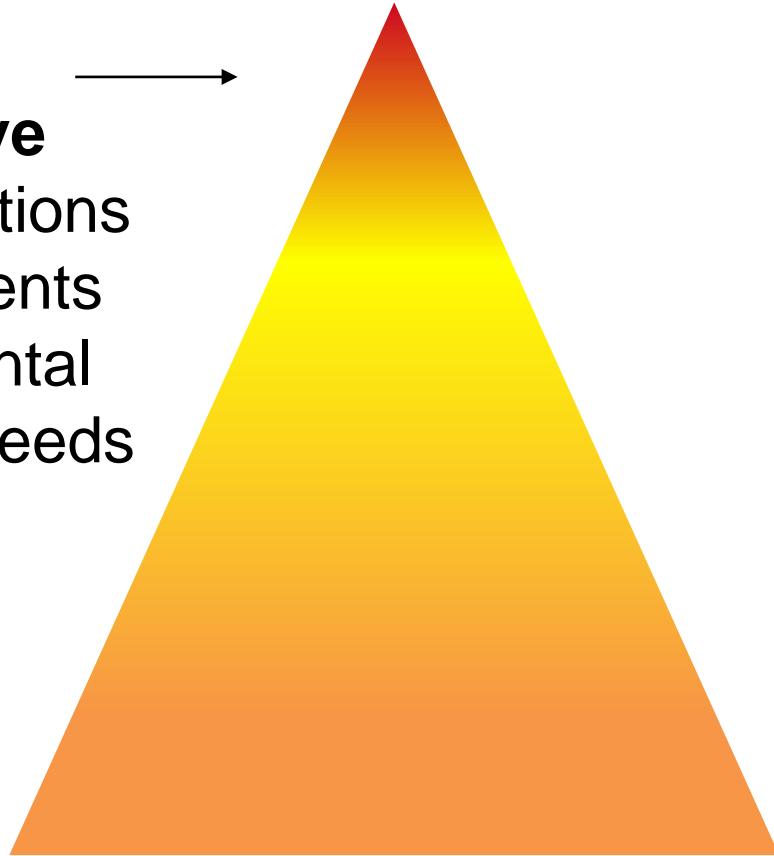
Tier 2 →
Supports for
students with
specific or at-
risk of mental
health needs



- Small group interventions
- Targeted social skills
- Trauma Informed Practices
- Check and Connect

Tier 3: Intensive Support

Tier 3
Intensive
interventions
for students
with mental
health needs



- Mental health treatment
- Caregiver training
- Mental health personnel



Cross-Agency Mental Health Supports

K-12 Prevention Education, Suicide Prevention and Student Assistance Program

Telehealth Services and School Based Mental Health Personnel in Appalachia, Ohio

Addressing Adverse Childhood Experiences (ACES)

Comprehensive School Safety Framework and Strategies

Questions & Answers

Moderated by our caucus co-vice chair, Rep. Susan Manchester

For legislators and legislative staff, please feel free to unmute yourselves to ask questions or share feedback.

For all other participants, please use the chat feature.

Thank you for joining today's webinar!



For more information on upcoming Ohio Legislative Children's Caucus webinars and meetings, please contact Alison Paxson at apaxson@childrensdefense.org