




THE CORAL GEODE


IN THIS ISSUE


- President's message, **2**
- Holiday Party, **2**
- Elections, **3**
- Instructors list, **6**
- Rockhounding report, **7**
- Lapidary, **8**
- Kiln Crafts, **9**
- Upcoming shows, **9**
- Metal Shop, **10**
- Faceting, **11**
- Table Crafts, **11**
- Fall Show, **12**
- Class Sign-ups, **14**
- Calendar, **17**
- Board Minutes, **18**

ABOUT OUR CLUB

 **Address:**
10207 Fisher Ave.,
Tampa, FL 33619

 **Email:**
info@tampabay
rockclub.org

 **Phone:**
(813) 684-2039

 **Website:**
tampabayrockclub.org

 **Calendar**



IT'S A WRAP



Club member and vendor Phil McDade of Fantasy Fluorescents was glowing at the show. No UV needed.

Our 65th Gem, Mineral and Jewelry Show was a success, despite the local economy taking a hit with back-to-back hurricanes. Many thanks to all the volunteers who came out to help run the show. Without you, we could not have pulled this off. For scenes from the show, see **Page 12-13**.



Election begins next week

The leadership election for 2025 will begin next week. Please look for an e-mail from the club with an online voting form. Please cast your vote and submit the online ballot by Dec. 6. If you choose to vote in person, you may do so at the clubhouse on Dec. 7 at the quarterly members meeting. See **Pages 3-6** for more information about the candidates running for the board.



Quarterly meeting: Holiday edition

Come join us for our quarterly members gathering on **Saturday, Dec. 7**. Here's what we have planned for the day:

- **TAILGATE:** 9-11:30 a.m. Get your holiday shopping done early! Members may sell gem-, mineral- and jewelry-related items during our sale. Set up begins at 8:30 a.m.
- **PRESENTATION:** 11:45 a.m. Gemologist Thomas Esmont of Gem Source. He will talk about identifying various gemstones.
- **POTLUCK LUNCH:** After the presentation, we'll have lunch. The club will provide the proteins and beverages. Please bring a dish/ dessert to share. Go to [Signup Genius](#) to let us know what you're bringing.
- **MEMBERS MEETING:** While we eat, we'll sit down for a members meeting to go over what we've accomplished this year.
- **RAFFLES AND PRIZES:** We'll have raffles, including jewelry, minerals, something from each department of the club, and membership.

President's message



Peter Favaro

Hello all! What a show. I was so glad that we pulled it off and that we had the numbers that we did. The fear that our numbers would be down due to the storms was a concern, but it never materialized, so hurrah.

Now that we can breathe a sigh of relief that we pulled it off, it is time to shift focus. It's time to elect our leaders for next year. Read more about the candidates on **Pages 3-6**. We will be sending out a ballot form via e-mail, so please keep your eyes peeled for the e-mail. If you want to vote in person, you can do so at the Dec. 7 members meeting/holiday party.

As this is one of the two remaining President's messages that I will be writing to you, I want to thank all of you who gave me your words of encouragement over the past almost two years after our loss of Gerri Lundergan. I hope that I lived up to her hopes for the future of the club and that her legacy and vision will endure for future generations. Thank you all for putting up with some of my harebrained ideas and, even though I will be stepping down as president, I will still be active within the club. I will still be the Lapidary Foreman and the beginning lapidary instructor as well as trying to finish small projects around the club.

We have tried to step up as a board and offer some new things around the club. We've had some great feedback from the ones that we have put on so far. There are many more in the pipeline so keep on the lookout. As always, you, the members, are what keep the club going. The more that you are participating the more we will be able to offer.

Thank you all again from the bottom of my heart.

ELECTIONS

Meet the candidates

Ellen Sisco — President

Areas of interest: Lapidary, Metal/Silver, Rocks and Minerals

Background and hobbies

I learned lapidary and then silver-smithing 40 years ago and started making and selling my wares sometime later.



Why do you want to have a leadership position with the club?

I think I can help.

What kind of skills do you have that might help to run the club?

I have good organizational skills and have owned 2 of my own businesses. I was secretary, vice-president and president of the Bucks County Rock and Mineral Club in Pennsylvania.

What are your primary objectives for the club in the coming year?

I would like to see growth and more activity in our membership as well as making it easier for us to manage our shows.

Name 3 things the club is doing well.

Fabulous shows, terrific classes and a great board of directors, all of which make our club a shining star

Name 3 things you feel the club could do better.

Attract members, make it easier to get to shows, continue the processes already started in improving our physical plant

What do you want the club to focus on in the coming year? Example: classes, growth, education

Growth and activity of members

Lyra Solochek — Vice President

Areas of interest: Faceting, Lapidary, Metal/Silver, Metal Clay, Wirewrapping, Table Crafts, Rocks and minerals

Background and hobbies

Lapidary arts (cabbing, faceting), silver-smithing, viking knit, wire wrapping, metal clay rockhounding. William Holland Advanced Cabochon. Background in print design and editing, photography, media, video.



Why do you want to have a leadership position with the club?

As a member of the executive board for the past four years and vice president for the past year, I would like to continue to help the club move forward and upward. This club has so much to offer, both socially and educationally. We need to share our collective knowledge and pass down the art of lapidary and jewelry making.

What kind of skills do you have that might help to run the club?

Photography, page design, web, social media, some marketing, editing

What are your primary objectives for the club in the coming year?

To provide more classes beyond beginners, streamline the business side of the club, have more events and activities for members.

Name 3 things the club is doing well.

Physical improvements being made to the clubhouse, purchasing and maintaining up-to-date equipment, semi-annual shows.

Name 3 things you feel the club could do better.

Create committees to get more members involved in running the club, showcase members' work, once our renovations are complete, set up future-proofing plans.

What do you want the club to focus on in the coming year?

Finish renovation projects and have an Open House and invite the community to see what we offer. Growth of membership, but also retention.

ELECTIONS

Meet the candidates

Carlo Lucin – Board

Areas of interest: Lapidary, Rocks and minerals

Background and hobbies

Current board member. I enjoy working with gems and minerals, one of my hobbies. Experience includes knowledge gained from being with the club.



Why do you want to have a leadership position with the club?

The growth of the club so more can enjoy is important to me.

What kind of skills do you have that might help to run the club?

Leadership, responsibility, hardworking

What are your primary objectives for the club in the coming year?

Drive up attendance and increase participation

Name 3 things the club is doing well.

- 1) the amount of information and skill accessible is amazing
- 2) the level of importance of the club to the leadership
- 3) our drive to update and better the club

Name 3 things you feel the club could do better.

- 1) advertising what we offer and could teach to interested people
- 2) motivating current membership to donate time to assist the club and to pass along their invaluable lapidary skills to future membership
- 3) finding a way to drive up interest in kids and young adults to the arts offers by us

What do you want the club to focus on in the coming year? Growth

Melinda Riddle – Board

Areas of interest: Faceting, Lapidary, Metal/Silver, Wirewrapping, Rocks and minerals, Other

Background and hobbies

Current board member. Collecting rocks and fossils, making jewelry, photographing wildlife and nature. I'm a member of TBSMC, Imperial Polk County Fossil and Mineral Club and Tampa Bay Fossil Club.



Why do you want to have a leadership position with the club?

To continue moving forward with the goals stated in our Bylaws.

What kind of skills do you have that might help to run the club?

Secondary science teacher for 45 years.

What are your primary objectives for the club in the coming year?

Work together to promote community interest in our club.

Name 3 things the club is doing well.

Continued working on the updating of club maintenance. Offering new exploratory classes.

Name 3 things you feel the club could do better.

Continue to follow the goals of the bylaws by promoting community interests in many areas that are stated in the bylaws.

What do you want the club to focus on in the coming year? Example: classes, growth, education

Additional classes and guest instructors.

ELECTIONS

Meet the candidates

Greig Lundergan – Board

Areas of interest: Other

Background and hobbies

Former club treasurer, retired auto and RV sales,

Why do you want to have a leadership position with the club?

To keep the club moving forward on its current path.

What kind of skills do you have that might help to run the club?

I've been the Dealer Chair for the semi-annual Gem Shows for the past four years.

What are your primary objectives for the club in the coming year?

Name 3 things the club is doing well.

Remodel, classes, interactive communication

Name 3 things you feel the club could do better.

Follow through on stated growth plans

What do you want the club to focus on in the coming year? Offer more classes during the week, get more members involved in club activities, involve local high school students in club/rock education.



Cindy Britten – Board

Areas of interest: Faceting, Lapidary, Metal/Silver, Metal Clay, Enameling, Wirewrapping, Table Crafts, Rocks and minerals

Background and hobbies

Retired Science Teacher; traveling (to find rocks and making jewelry from the rocks I find and cut and polish), fishing, and gardening

Why do you want to have a leadership position with the club?

To be a part of a team and assist in the growth of the club.

What kind of skills do you have that might help to run the club?

Organization and teaching; and occasionally following directions (LOL)

What are your primary objectives for the club in the coming year?

To help continue club growth and increased presence in the community.

Name 3 things the club is doing well.


Attracting new and younger members; Gem and Mineral Show (great exposure to the community both local and regional); Class offerings to gain new knowledge; mini how-to sessions.

Name 3 things you feel the club could do better.

I feel there is an interest in field trips; there are always questions about rock ID; maybe have more guest speakers/teachers.

What do you want the club to focus on in the coming year? Example: classes, growth, education

Education



ELECTIONS

Meet the candidates

Milind Bhave – Board

Areas of interest: Faceting, Lapidary, Rocks and Minerals

Background and hobbies

Mechanical and Software Engineering, Minerals and rocks

Why do you want to have a leadership position with the club?

My reason is availability. I have worked for over 15 years for a non-profit organization before in a capacity of website/outreach and audio video (AV).

What kind of skills do you have that might help to run the club?

Software, website maintenance, social media management, digital marketing, digital catalogs etc.

What are your primary objectives for the club in the coming year?

Get more involved in activities

Name 3 things the club is doing well.

engagement, 2 shows and classes

Name 3 things you feel the club could do better.

I have not been able to figure it out, my knowledge is limited at this point

What do you want the club to focus on in the coming year? outreach, classes and growth for

future sustainability for at least 5 years



Patti Kepple – Board

Areas of interest: Faceting, Lapidary, Metal/Silver, Metal Clay, Enameling, Wirewrapping, Table Crafts, Rocks and minerals

Background and hobbies

Love Lapidary!!

Why do you want to have a leadership position with the club?

To help support the growth of the club.

What kind of skills do you have that might help to run the club?

Management, Teaching, Strategic planning

What are your primary objectives for the club in the coming year?

Grow community involvement.

Name 3 things the club is doing well.

Remodeling is vital for continued growth. The shows are really well done. Class offerings.

Name 3 things you feel the club could do better.

Marketing. Inclusion of non-members in classes. Increasing ways to expand community engagement.

What do you want the club to focus on in the coming year?

Education of instructors, shop monitors, improving environment/learning experiences.

INSTRUCTOR LIST

Linda Collins

LCollins1953@gmail.com

Cold Connections, Wire Wrapping, Lapidary, Silver, Metal Shop foreman

Tom Dershem

rocky1375@verizon.net

Faceting, Faceting Shop Foreman

Peter Favaro

hawk_doc@hotmail.com

Faceting, Lapidary, Lapidary Shop Foreman

Christy Gorrow

cgorrow@juno.com

Beading, Kumihimo, Viking Knit

Jim Kammel

jmkammel@gmail.com

Faceting

Lisa Miller

meggymoo65@gmail.com

Silver

Barbara Rivolta

barbara.rivolta@gmail.com

Metal Clay, Fused Glass, Enameling

Lyra Solochek

lyrasolochek@gmail.com

Lapidary, Kiln Shop foreman

ROCKHOONDING REPORT

Graves Mountain in Georgia

BY MICHELLE WACKER

Graves Mountain is located in Lincolnton, Ga. I love this mine as there is so much potential to leave with gorgeous specimens. I also love breathing in the pine air. It is a large area to dig as you have the option to dig the top or the bottom of the mountain. I wear a brace and am able to get around, but it can be very dangerous if you are not paying attention. Take your time as you choose a spot to work.

What can you find there? Here's a quote from their website:


You should not miss any opportunity to collect here because the rutile, lazulite, and pyrophyllite are said to be some of the finest in the world. The collecting area at Graves is huge! There are three main rock types here: quartz-sericite schist, sericite-kyanite-quartz rock (quartzite) and quartz conglomerate. You may still be able to collect rutile, kyanite, lazulite, iridescent hematite, pyrophyllite, pyrite, ilmenite, muscovite, fuchsite, barite, sulfur, blue quartz and quartz crystals with a hematite coating. Don't forget the micro phosphate and phosphosulfate minerals that can be collected here. Woodhouseite, variscite, strengite, phosphosiderite, cacoxenite, crandallite along with accessory quartz, pyrite, pyrophyllite, dickite, jarosite and sulfur crystals.

I have found rutile and a lot of the quartz with the iridescent hematite coating. There are endless ways to find beauties here. After it rains, it's best to walk around and surface hunt. One can also bring a screen and shovel and sift through the dirt. Many people have found rutile this way. I found a piece of it by using chisels and breaking through the quartz. This is also how I find the channels of iridescent hematite that formed in the cracks of the quartz. I enjoy using the chisels and shovels to dig through these areas because you can also find pockets with beautiful crystal points. Once you see the

Continued on next page



Graves Mountain in Lincolnton, Georgia.



A specimen collected at Graves Mountain.

CLICK ON IMAGES BELOW FOR MICHELLE'S VIDEOS .



Continued from previous page

yellow ochre dirt start digging slowly as the beauties will be close to it.

I suggest bringing a hand truck or cart because it is a long walk from the parking area. Tools to consider would be a bucket, rock hammer, chisels, shovel, pry bar, flat head screw driver, head lamp (if you choose to go in caves), and paper towels to wrap your finds. The tools and all your finds will be heavy so sometimes I take multiple trips back to the truck. This is a very rustic environment. There is nothing except the mountain so you will need to bring your drinks and food with you. I suggest rain gear because every time I go there is at least one rain storm. A walking stick can help when you walk on the steep areas. There are porta potties but no running water, so I usually bring a big jug of water to wash off. I also suggest bringing a change of clothing and sturdy boots. If you dig the way I do you will be covered in a glittery rouge that your car might not enjoy. It is brutally hot in the summer. I wear a big straw hat and sunshirt. This greatly helps.

I suggest your first time digging here to either go with someone who has been before, or to go to one of the scheduled Rock Swap/Dig Dates. They tend to do one in the spring and one in the fall. It's a great way to learn from people who have been digging there for years. They also usually have motorized carts on those days to help people up and down the mountain.

What I usually do is grab one of my mining friends and call Norman Junior up to do a private dig. You need at least two people to do this. You will meet him, sign a waiver, and give a donation. You choose what you can afford. Here is his information:

Clarence Norman, Jr: 706-359-1544 (his business) or 706-401-3173 (his cell)

LAPIDARY SHOP



More classes in 2025

We have slabs aplenty for sale and classes are still going on. The last Beginning Cabochon class of 2024 is this Saturday, Nov. 16-17. There's only one seat left!

Classes for 2025 through July are already posted. You can sign up on Signup Genius. New next year, starting in January, will be a Tuesday and Thursday evening class that will be available for Beginning Cabochon. This will be offered every quarter for those that are unable to attend the weekend classes.

For those who need a refresher, there will be a four-hour class offered on Tuesday evenings during open shop time. This will be limited to two seats each week. The price has not yet been set, but will probably be around \$30. This refresher can be taken by anyone who has been certified for open shop, or to see how far you have progressed over time. The refresher will be more detail oriented not a step-by-step like in the beginning class.

To sign up for classes, go to [Signup Genius](#). A deposit of \$130 is required to reserve a seat. Pay the balance of \$100 to the instructor on the first day of class.

Here are the classes available next year:

- 9 a.m.-5:30 p.m. Nov. 16-17
- 6-9 p.m. Jan. 7, 9, 14, 15, and 21
- 9 a.m.-5:30 p.m. Jan. 18-19
- 9 a.m.-5:30 p.m. Feb. 15-16
- 9 a.m.-5:30 p.m. March 8-9
- 6-9 p.m. April 8, 10, 15, 17, 22
- 9 a.m.-5:30 p.m. May 10-11
- 6-9 p.m. July 8, 10, 25, 17, 22

—Peter Favaro

KILN CRAFTS

Big plans for the coming year

Metal clay and kiln crafts are picking back up. Since the return of instructor Barbara Rivolta, members have learned the basics of silver metal clay, as well as how to create rings using bronze metal clay.



Barbara's next class is the Holiday Ornament with silver metal clay embellishments. It will be held at the club from 10 a.m.-3 p.m. Nov. 23, and 1 p.m.-3 p.m. Nov. 24. Learn how to combine media with silver metal clay embellishments applied to a ceramic glazed ornament. The result is stunning and certainly a unique piece to call your own. Sign up for this class on [Signup Genius](#). The cost is \$197 total. Club fee of \$47 required to reserve a seat. Pay the remaining balance of \$150 to Barbara.



Instructor Barbara Rivolta demonstrated how to create jewelry out of silver metal clay at the Fall Show.

For next year, in addition to some project classes, Barbara is planning on having a Metal

Clay Certification class. This is an intensive class over a few days where students create multiple pieces to show their aptitude for working with metal clay.

We're also planning to invite back metal clay artist Michael Marx, who wowed us with his Kinetic Fish class in 2023. We're working on details, so look for an announcement of his class soon.

Finally, the club is planning on scheduling "Firing Days," where members may bring in their metal clay greenware to be fired in the club kilns. Schedule and cost will be posted early in 2025.

There are lots to look forward to. I hope to see you all soon.

— Lyra Solochek

Upcoming club shows in Florida

Nov. 23-24: Gem and Mineral Society of the Palm Beaches; show and sale; Expo Center East, South Florida Fairgrounds, 9067 Southern Blvd, West Palm Beach, FL. Sat. 9-6, Sun. 10-5; Adults/Seniors one day \$10, two days \$15, Children under 12 are free; The 57th annual Gem, Mineral, Bead, Jewelry and Fossil Show. Features include over 80 dealers offering a wide range of items. Fine jewelry, Southwestern Native American jewelry, bead jewelry, loose beads, rocks and minerals for collecting, loose gemstones, settings, fossils. gmspb.org

Dec. 6-8: Withlacoochee Rockhounds Annual Show; Veterans Memorial Park, 14333 Hicks Road, Hudson, FL; Fri. 10-5, Sat. 10-5, Sun. 10-4; \$5 for adults. Chil-

dren under 14 free. withlacoocheerockhounds.com

Dec. 7-8: Miami Mineralogical and Lapidary Guild annual show; Better Families Through Tae Kwon Do Martial Arts Studio, 6723 SW 81st St., Miami, FL; Sat. 11-7, Sun. 11-7; Admission is \$10 – children under 12 admitted free with paid adult admission; There will be exhibits, displays, demonstrations, raffles, plus vendors showcasing mineral & fossil specimens, gemstones, fine jewelry, and artisan-crafted collectibles. Children's activities include lapidary crafts, rock painting, surprise grab bags, and scavenger hunts. miamigemandmineral.com.

METAL SHOP

MASTER CLASS

Cobblestone Inlay Pendant with guest instructor Caitlin Albritton


Create more texture in your inlay jewelry by making them cobblestone inlays! In this master class, you'll learn how to create multi-stone mosaics out of silver and stone, where each stone is cut and domed separately for a more interesting surface texture. You'll learn a few ways to do cobblestone inlays: stone-to-stone inlay and channel inlay, where the stones are separated by sterling strip wire. Students can choose any design they want, they'll just have to be pre-approved designs (please send drawings/ideas to info@c-albritton.com) or she will have some designs for you to use for the class. Feel free to use stone slabs you like, and she'll also have some for purchase.

When: Saturday and Sunday, Dec. 14-15, 9 a.m.-4 p.m. each day

Prerequisites: Fundamentals of Silver Course and Beginning Cabochon class, or equivalent experience

Cost: \$400 for TBMSC club members. A deposit of \$90 for club fee required to reserve a seat. Pay \$310 to instructor. You must be a member to take this class. Save a spot on [Signup Genius](#).

Note: Please bring your own lunch for each day.



Fundamentals of Silver: Pendants

Under the guidance of instructor Lisa Miller, students learned the fundamentals of fabricating silver jewelry in the Silver 1.3 class, where they created pendants with cabochon stones.



Next up:

- A new round of the Fundamentals of Silver Course begins, with Silver 1.1 on Nov. 23. The class is full.
- Silver 1.2 class is scheduled for Jan. 11 and 25. Seats are available on [Signup Genius](#). You must have completed Silver 1.1 to take this class.




TABLE CRAFTS



More challenge with Kumihimo

Take your Kumihimo to another level in the Intermediate Kumihimo Bracelet class from **10 a.m.-2:30 p.m. Nov. 16.** You may show up at the clubhouse to take the class. Or sign up [here](#).

Using basic braiding skills, we will incorporate a different way to start a bracelet directly on your toggle and adding beads in a technique called “braiding dot to dot.” Your choice of cord and bead colors. A toggle will be included in the cost of the class. Allow 4 hours to complete the bracelet at a cost of \$27 (\$15 club fee, \$12 to the instructor.) Please bring your own lunch.



Table Crafts Open Shop sessions are available from 11 a.m.-2 p.m. Wednesdays for \$3.50 per hour or \$10 for three hours.

If you're interested this or any other table craft classes such as kumihimo, viking knit or peyote stitch, contact Christy Gorrow at cgorrow@juno.com.

FACETING



The art of polishing

Classes are still up and going and filling fast. Keep your eyes out for a future class that will not be about cutting per se but more a in-depth discussion of polishing techniques and the what and why of the differences of each process.

Faceting Foreman Tom Dershem is back in town but is still getting himself set up and hopefully will be back teaching with us again soon.

Open shop for faceting will hopefully be starting up soon, so if you have completed your three stones in the faceting classes, you may sign up to use a machines once we have the times set up. This open shop is like all the others, you will be using our equipment, but you need to supply your own materials.

The next available classes are:

- **9 a.m.-3 p.m. Nov. 23-24**
- **9 a.m.-3 p.m. Dec. 21-22**

These are two-day classes, part of a three-part series on cutting faceted stones. The following topics will be covered:

- Choosing cutting material
- Stone dopping
- Facet cutting
- Transferring a stone
- Facet polishing
- Proper operation and care of a faceting machine.



Each student will complete a minimum of one stone. Cost: \$230. Cutting material, shop and instructor fees are included. Deposit of \$130 required to reserve a seat. Students must bring own OptiVisor. Closed-toe shoes required. No loose clothing; long hair must be tied back. Contact Jim Kam-mel at jmkammel@gmail.com for more information. Go to [Signup Genius](#) to register.

65TH ANNUAL GEM, MINERAL AND JEWELRY SHOW



SCENES FROM THE FALL SHOW



Continued on next page

65TH ANNUAL GEM, MINERAL AND JEWELRY SHOW

Continued from previous page



CLASS AND OPEN SHOP SIGNUPS

MASTER CLASS

Cobblestone Inlay Pendant

With guest instructor Caitlin Albritton. In this master class, you'll learn how to create multi-stone mosaics out of silver and stone, where each stone is cut and domed separately for a more interesting surface texture. You'll learn a few ways to do cobblestone inlays: stone-to-stone inlay and channel inlay, where the stones are separated by sterling strip wire. Students can choose any design but, they'll have to be pre-approved (please send drawings/ideas to info@c-albritton.com) or she will have some designs for you to use. Bring your favorite slabs or buy some at the class.

Click here to sign up



When: Saturday and Sunday, Dec. 14-15, 9 a.m.-4 p.m. each day

Prerequisites: Fundamentals of Silver Course and Beginning Cabochon class, or equivalent experience

Cost: \$400 for TBMSC club members. A deposit of \$90 for club fee required to reserve a seat. Pay \$310 to instructor. You must be a member to take this class.

Note: Please bring your own lunch for each day.



Holiday Ornament with Metal Clay Decoration



- 10 a.m.-3 p.m. Nov. 23 and 1 p.m.-3 p.m. Nov. 24

Ceramics and metal clay make a great mixed media pairing and can be fired together. The possibility of including ceramic cabochons or decorating ceramic thrift store finds with metal clay as well as firing methods will be discussed. Come decorate a 3-inch ceramic gazing ball with silver metal clay. Embellish a colored ball of your choice using seasonal elements molded from metal clay. Make a meaningful holiday keepsake that can grace your holiday tree or be hung from an ornament holder year round. On the first day of this two-session class, you will learn how to mold metal clay and appliqué it to the ceramic ball. Molding material will be available for you to mold your own sentimental elements from charms or other small decorative items you bring from home. In the second session, you will hand finish your kiln fired ball. Your materials kit includes everything you need: 30 grams fine silver, 3-inch glazed ceramic ball ornament with hangar, silicone mold material).

Cost: \$150 paid to instructor (cash, check or Venmo), plus a deposit of \$47 club fee required to reserve a spot.

Click here to sign up



Continued on next page

Continued from previous page

Intermediate Kumihimo Bracelet



- 10 a.m.-2:30 p.m. Nov. 16

This project will help take your Kumihimo to another level. Using basic braiding skills, we will incorporate a different way to start a bracelet directly on your toggle and adding beads in a technique called “braiding dot to dot.” Your choice of cord and bead colors. A toggle will be included in the cost of the class. Allow 4 hours to complete the bracelet at a cost of \$27 (\$15 club fee, \$12 to the instructor.) Please bring your own lunch.

[Click here to sign up](#)



Beginning Cabochon class



- 9 a.m.-5:30 p.m. Nov. 16-17
- EVENING: 6-9 p.m. Jan. 7, 9, 14, 15, and 21
- 9 a.m.-5:30 p.m. Jan. 18-19
- 9 a.m.-5:30 p.m. Feb. 15-16
- 9 a.m.-5:30 p.m. March 8-9
- EVENING: 6-9 p.m. April 8, 10, 15, 17, 22
- 9 a.m.-5:30 p.m. May 10-11
- EVENING: 6-9 p.m. July 8, 10, 25, 17, 22
-

This is either a two-day workshop or 5-night series covering the basics of turning slabs of rocks into polished pieces. The cost of the class is \$230, which includes materials, instructor fees and shop time. A deposit of \$130 is required to save a spot, and the balance of \$100 should be paid to the instructor the day of the class. You must wear closed-toed shoes. No loose clothing and long hair must be tied back. Bring a waterproof apron, an Optivisor, a large towel and lunch.

[Click here to sign up](#)



Beginning Faceting class



- 9 a.m.-3 p.m. Nov. 23-24
- 9 a.m.-3 p.m. Dec. 21-22

This is a two-day class on cutting faceted gemstones (transparent stones similar in appearance to diamonds). You will learn how to choose cutting material, dop the stone, cut and polish facets, transfer a stone, and proper operation and care of a faceting machine. Each student will complete one stone.

Cost is \$230 total, which includes materials, instructor fee, club shop time and use of machines. A deposit of \$130 is required to reserve a seat. The balance of \$100 should be paid directly to the instructor on the first day of class.

Each student should have his/her own Optivisor to closely examine the stone during the cutting process. These are available on Amazon or Harbor Freight.

You must wear closed-toed shoes. No loose clothing and long hair must be tied back.

[Click here to sign up](#)



Continued on next page

Continued from previous page

Silversmithing 1.1: Introduction to Silversmithing (FULL)



- 9 a.m. to 2 p.m. Nov. 23

The first class of the Fundamentals of Silversmithing Course is a five-hour class where the student will create a textured sterling silver ring band. The basics of metalsmithing will be covered, including shop etiquette and safety, how to use jewelry tools, soldering, finishing. Cost: \$78* Materials and the use of tools are included in the cost. (*Materials cost is subject to change based on market prices.) Deposit of \$33 on Signup Genius required to reserve a seat. Pay the balance of \$45 to the instructor. Students must bring own Optivisor. Closed-toed shoes required. No loose clothing; long hair must be tied back. Contact instructor Lisa Miller at meggymoo65@gmail.com or 772-631-1405 for more information about the Fundamentals of Silversmithing Course.

[Click here to sign up](#)



Silversmithing 1.2 class



- 9 a.m.-1 p.m. Jan. 11 and 25

In the second class of the Fundamentals of Silversmithing Course, the student will make a split-shank ring with a stone in it. This class consists of two four-hour classes. Cost: \$141* Materials and the use of tools are included in the cost, (*Materials cost is subject to change based on market prices.) Deposit of \$52 on Signup Genius required to save a seat. **Prerequisite: Must have completed Silver 1.1.** Students must bring own Optivisor. Closed-toe shoes required. No loose clothing; long hair must be tied back. Contact instructor Lisa Miller at meggymoo65@gmail.com or 772-631-1405 for more information about the Fundamentals of Silversmithing Course.

[Click here to sign up](#)



Lapidary Open Shop Reservations

Members who completed the Beginning Cabochon class may use equipment in the Lapidary Shop during Open Shop. You must present your shop pass to the monitor when you sign in. If you do not have a card, ask the monitor or shop foreman for one. If you have previous cabbing experience, but did not take the Beginning Cabochon class, talk to the shop foreman for a Skills Check to get your shop pass. You must be a current member to use club facilities. Cost is \$6 per hour. **PayPal, credit card or exact change only.**

[Click here to sign up](#)



Metal Open Shop Reservations

Members who completed the Beginning Silver course may use the Metal Shop during Open Shop hours. You must present your shop pass to the monitor when you sign in. If you do not have a card, ask the monitor or shop foreman for one. If you have previous smithing experience, but did not take the Beginning class, talk to the shop foreman for a Skills Check to get your shop pass. You must be a current member. Cost is \$6 per hour. **PayPal, credit card or exact change only.**

[Click here to sign up](#)



CALENDAR

GENERAL CLUB HOURS

Tuesday: 4-8 p.m.
 Wednesday: 11 a.m.-2 p.m.
 Thursday: By appointment
 Saturday: 9 a.m.-1 p.m.



[vecteezy.com](https://www.vecteezy.com)

CLASSES, OPEN SHOP AND EVENTS (Classes and events are in ALL CAPS)

Saturday, Nov. 16, 2024

9 a.m. - 5:30 p.m. BEGINNING CABOCHON, Day 1
 9 a.m. - 1 p.m. Metal Open Shop
 10 a.m.-2:30 p.m. INTERMEDIATE KUMIHIMO BRACELET

Sunday, Nov. 17, 2024

9 a.m. - 5:30 p.m. BEGINNING CABOCHON, Day 2

Tuesday, Nov. 19, 2024

4 p.m. - 8 p.m. Lapidary Open Shop
 4 p.m. - 8 p.m. Metal Open Shop

Wednesday, Nov. 20, 2024

11 a.m. - 2 p.m. Table Crafts Open Shop

Saturday, Nov. 23, 2024

9 a.m. - 3 p.m. FACETING DAY 1
 9 a.m. - 1 p.m. Lapidary Open Shop
 9 a.m. - 2 p.m. SILVER 1.1
 10 a.m. - 3 p.m. METAL CLAY, ORNAMENT, Day 1

Sunday, Nov. 24, 2024

9 a.m. - 3 p.m. FACETING DAY 2
 1 p.m. - 3 p.m. METAL CLAY, ORNAMENT, Day 2

Tuesday, Nov. 26, 2024

4 p.m. - 8 p.m. Lapidary Open Shop
 4 p.m. - 8 p.m. Metal Open Shop

Wednesday, Nov. 27, 2024

11 a.m. - 2 p.m. Table Crafts Open Shop

Thursday, Nov. 28, 2024

CLUB CLOSED FOR THANKSGIVING

Saturday, Nov. 30, 2024

9 a.m. - 1 p.m. Lapidary Open Shop
 9 a.m. - 1 p.m. Metal Open Shop

Monday, Dec. 2, 2024

6:30pm - 8:30pm TBMSC Board Meeting

Tuesday, Dec. 3, 2024

4 p.m. - 8 p.m. Lapidary Open Shop
 4 p.m. - 8 p.m. Metal Open Shop

Wednesday, Dec. 4, 2024

11 a.m. - 2 p.m. Table Crafts Open Shop

Saturday, Dec. 7, 2024

NO OPEN SHOP
 9 a.m. - 11:30 a.m. Tailgate
 11:45 a.m.-12:30 Presentation on gem identification
 12:30 p.m. General Meeting
 1 p.m. Potluck Holiday lunch

Tuesday, Dec. 10, 2024

NO OPEN SHOP

Wednesday, Dec. 11, 2024

11 a.m. - 2 p.m. Table Crafts Open Shop

Saturday, Dec. 14, 2024

NO OPEN SHOP
 9 a.m.-4 p.m. MASTER CLASS: COBBLESTONE INLAY PENDANT, DAY 1

Sunday, Dec. 15, 2024

9 a.m.-4 p.m. MASTER CLASS: COBBLESTONE INLAY PENDANT, DAY 2

Tuesday, Dec. 17, 2024

NO OPEN SHOP

Wednesday, Dec. 18, 2024

11 a.m. - 2 p.m. Table Crafts Open Shop

Saturday, Dec. 21, 2024

NO OPEN SHOP
 9 a.m. - 3 p.m. FACETING DAY 1

Sunday, Dec. 22, 2024

9 a.m. - 3 p.m. FACETING DAY 2

Dec. 24, 2024-Jan. 3, 2025

CLUB CLOSED FOR THE HOLIDAYS

Saturday, Jan. 4, 2025

9 a.m. - 1 p.m. Lapidary Open Shop
 4 p.m. - 8 p.m. Metal Open Shop

Monday, Jan. 6, 2025

6:30pm - 8:30pm TBMSC Board Meeting

Tuesday, Jan. 7, 2025

4 p.m. - 8 p.m. Lapidary Open Shop
 6pm - 9pm BEGINNING CABOCHON WEEKDAY SERIES, 1

Thursday, Jan. 9, 2025

6pm - 9pm BEGINNING CABOCHON WEEKDAY SERIES, 2

TBMSC Board Meeting Minutes

Nov. 11, 2024

Present: Peter Favaro, Katie Day, Linda Collins, Ellen Sisco, Kathy Reid, Lyra Solochek, Melinda Riddle, Carlo Lucin, Christy Gorrow
Call to order: 6:34 p.m.

Approval of minutes from last meeting

Motioned for approval Ellen Sisco, seconded by Lyra Solochek, and approved by all.

Treasurer's report

Given by Linda Collins, continuing issues with HP and printer cartridges, Peter Favaro motions to cancel, Lyra Solochek seconds, and all approve.

Charges discussions, ongoing Amazon issues should be resolved.

Show Report

Show summary and discussion, daily totals decent despite storms, GoDaddy line item removed and put on regular treasurer's report. Motion to approve show report by Ellen Sisco, seconded by Lyra Solochek, approved by all.

Open issues

- Concrete is delayed now due to lack of availability of materials, but we are working on it, cabinetry discussion
- Status of elections: Candidates have been named, voting starts this weekend.
- Resignation of secretary due to health reasons. Board will select a replacement, per bylaw.
- Raffle results, discussion to offer raffle tickets sales more often.
- Update scavenger hunt cheatsheets.
- Ratify vote of purchase used JoolTool for Kiln/Silver shops, all ratify.
- Price of digital safe and a refrigerator. (Amazon has best price \$250-\$500 and refrigerator \$350-\$1000). Motion to purchase by Ellen Sisco seconded by Linda Collins, and approved by all.

New issues

- Holiday Party/ December tailgate/presentation by Thomas Esmont on identifying gems
- Items needed for raffles during party
- Classes coming up include master classes: Dates are Nover 16, 30 wire wrap, stone inlay December 14-15, wire wrap on December 19 and 21. January 25-26, Kumihimo class opportunity.
- Holiday schedule for the club: No open shop after the Dec. 7 members meeting. Classes only.
- Next board meeting: Dec. 2
- Shop budget must be submitted by January meeting.

- Motion to adjourn by Katie Day, seconded by Ellen Sisco and approved by all

ELECTED OFFICERS AND BOARD MEMBERS OF THE TBMSC

Officers

Peter Favaro, President*

Lyra Solochek, Vice President*

Linda Collins, Treasurer

Katie Day, Secretary

Board Members

Seat 1: Christy Gorrow

Seat 2: Aurora Aguilar*

Seat 3: Ellen Sisco

Seat 4: Carlo Lucin*

Seat 5: Kathy Reid

Seat 6: Melinda Riddle*

*Seats up for election this fall

2024 October Treasurer's Report

	CHECKING	SAVINGS
Beginning Balance:	\$ 36,825.88	\$ 47,115.51
Ending Balance:	\$ 19,452.12	\$ 47,116.71
Income/Expenses:	<u><u>\$ 17,373.76</u></u>	<u><u>\$ 1.20</u></u> Interest Income

Income: Paypal, Sign-up Genius, Weekly Club Income, Mmbrshp Renewal

Sign-up Genius	\$ 571.75	:
Payal Transfer	\$ 8,906.31	
Deposits - Show	\$ 3,270.00	
Temporary Credits	\$ 24.47	
Deposits - Classes & Misc	-	Lyra
	<u><u>\$ 12,772.53</u></u>	

October Expenses

Clubhouse Expenses

T-Mobile Co. Phone	\$ 124.35
Company Utilities	\$ 26.78
Manatee Insurance Company	\$ 2,610.91
Auto Owners Insurance	\$ 1,048.35
Publix - Coffee/Cream/Donuts	\$ 70.49
Home Depot	\$ 72.61
Sign Up Genius	\$ 11.99
Amazon Prime	\$ 15.10
Amazon Digital	\$ 5.60
HP Insta Ink	\$ 15.04
Teco (August)	\$ 193.71
	<u><u>\$ 4,194.93</u></u>

Show Expenses

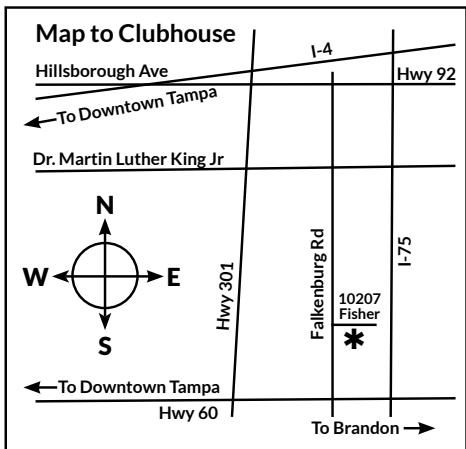
Paypal Refund-Mike Billy	\$ 400.00
Paypal Refund- KevinMcDade	\$ 270.00
Amazon - Show Supplies	\$ 115.54
Donuts & Coffee for Volunteers	\$ 38.66
City Spark - Advertising	\$ 639.97
Staples - Show Printing	\$ 386.86
Movers-College Hunks	\$ 198.00
Facebook	\$ 106.40
Final Payment to Tampa Fairgrounds	\$ 22,560.37
	<u><u>\$ 24,715.80</u></u>

Metal Shop Expenses

Tampa Bay Mineral and Science Club, Inc. Membership Application

*Mandatory fields

Adult 1 Name*		Email*	Birth month
Adult 2 Name*		Email*	Birth month
Child (under 18)			Birth month
Child (under 18)			Birth month
Child (under 18)			Birth month
Address			
City	State	ZIP	Phone*
Preferred form of contact*		Are you willing to receive your monthly newsletter by Email?	
<input type="checkbox"/> Email <input type="checkbox"/> Text <input type="checkbox"/> Phone		<input type="checkbox"/> Yes <input type="checkbox"/> No	
I hereby apply for membership for myself and others listed above, and agree not to hold any claims against the club.*		Referred by:	
Signature		Date	



Annual dues (January 1-December 31): \$40 individual, \$20 for each additional adult in the household, and \$4 for each child under 18.
Multi-year membership: \$140 individual for 4 years, \$70 per additional adult in household for 4 years
Lifetime membership: \$500 individual, \$250 per additional adult in household.

Make checks payable to "TBMSC" and mail with this application to 10207 Fisher Avenue, Tampa, FL 33619, or drop it off at the club house when you visit.

Clubhouse: 10207 Fisher Avenue, Tampa, FL 33619
Phone: (813) 684-2039
Website: www.tampabayrockclub.org
Regular membership meetings: 1st Saturday of Mar, June, Sept. and Dec.
Board meetings: 1st Monday of each month, 6:30 p.m.
Monthly Newsletter: The Coral Geode

The Tampa Bay Mineral and Science Club is a non-profit organization for the charitable and educational purposes of associating persons who are interested in natural science to work together as an organization in the gathering, displaying, and studying of rocks, shells, jewelry arts, and any kind of scientific objects of interest to the individual and the organization and to promote community interest in these subjects.

For Club Use

Cash or Check #	Amount	Receipt Done	Cards Done	Added to Mbr List	