

THE CORAL GEODE

November 2025



Showstoppers!
And there were lots of them. Page 8

Artechaski

IN THIS ISSUE

- President's Message, 2
- New members, 3
- Election, 5
- Club gem shows, 7
- Rockhounding report, 8
- Wirewrapping, 14
- Table crafts, 14
- Metal Clay, 15
- Faceting 16
- Lapidary 19
- Casting, 19
- Bench Tips, 21
- Calendar, 16
- Board meeting minutes, 23

Holiday festivities, Dec. 6. See Page 2 for details.

TBMSC COMMITTEES

The Coral Geode newsletter:

Lyra Solochek, editor/designer

Show:

Lyra Solochek (chair), Brenda Gregory, Cindy Britten, Linda Collins

Membership:

Christy Gorrow, director

Social media

and advertising:

Lyra Solochek, Miles Bhavé, Brenda Gregory

Webmaster:

Lyra Solochek, Miles Bhavé

Field trip:

Carlo Lucin, chair

Program coordinator:

Lyra Solochek

Sunshine:

Brenda Gregory

Education/youth:

Cindy Britten

Landscape:

Brenda Gregory, Carlo Lucin

Election Nomination:

Patti Kepple, Miles Bhavé, Leah Welch

President's message

A great big THANK YOU to all the wonderful staff and volunteers who made our show a success. The vendors were pleased with the warm and friendly atmosphere and most had a very good show.

I am still working with our contractor toward further improvement of our clubhouse. Lighting outside and at the back door are my highest priority for safety. The water system in the lapidary shop will be improved, allowing temperature control of the water to the hands of our members. This will be especially appreciated in the winter, for sure.

I am requesting people who have sufficient skills in the metal shop or lapidary shop to volunteer to be monitors. We need monitors on Saturdays from 9 a.m. to 1 p.m. and on Tuesday from 4 p.m. to 8 p.m. Currently the people working the open shops as monitors have little back-up and need to be able to take days off. Alternating between monitors will be helpful to those who do the job of making sure everything is turned on and off and that the members are working safely. There will be sign-up sheets soon. I thank you in advance.

Finally, please don't forget about our annual holiday tailgate sale, members meeting and pot-luck dinner on Saturday, December 6. Raffles and fun will be had by all. Sign up to bring a dish. See below for more information. Hope to see you all there.



Ellen Sisco
President



Come join us for our quarterly members gathering on **Saturday, Dec. 6**. Here's what we have planned for the day:

- **TAILGATE:** 9-11:30 a.m. Get your holiday shopping done early! Members may sell gem-, mineral- and jewelry-related items during our sale. Set up begins at 8:30 a.m.
- **MEMBERS MEETING:** At 11:45, we'll sit down for a quick members meeting to look back on what we've accomplished this year, and looking ahead to next year.
- **IN-PERSON VOTING:** If you'd like to vote in person for the 2026 leadership election, you may do so until noon. The winners will be announced after lunch.
- **POTLUCK LUNCH:** After the presentation, we'll have lunch. The club will provide the proteins and beverages. Please bring a dish/dessert to share. Go to [Signup Genius](#) to let us know what you're bringing.
- **RAFFLES:** Raffle tickets will be on sale all morning. We'll have items from each department to raffle off, including jewelry, minerals, open shop cards and memberships. We're also accepting donations from members for the raffles. Please contact a club officer.

ABOUT OUR CLUB



Address:
10207 Fisher Ave.,
Tampa, FL 33619



Email:
info@tampabayrockclub.org



Phone:
(813) 684-2039



Website:
tampabayrockclub.org



Calendar



New members!

Brenden McLaughlin
Cameron Davidson
Branton Darling &
Madison Gunter

Laura Coleman
Maloah Griffin
Bary & Kathleen
Vogt

Laura Brooks
William & Elizabeth
Brooks

Leigh Gledhill
Yolisma Machaco &
Sophia

Anthony Marietta &
Noreen Nur

Michael Craythorn
& Matthew Cray-
thorn

Lesa Rhoton
Elizabeth Creamer &
Gabriel

Scott, Elizabeth,
& Scotty Walker
Mark Randall

Welcome back!

Ralph Barber
Carol Summerhays
Deb Pearson

Club work day, Nov. 29

Club members, we sure could use your help cleaning up the clubhouse before the holiday party. We'll get started at 9 a.m. Nov. 29 to prep for the festivities the following week.



Prepaid Shop Cards — a perfect stocking stuffer



Do you want to avoid the hassle of paying for open shop each time you visit? You can buy Prepaid Shop Cards (PSC) and use them as you visit the club. Write "PSC" under payment when you sign into Metal, Lapidary or Faceting Open Shops, then present your card to the monitor who will punch out the number of hours used.

The cards will come in three price points:

- 5 hours for \$30
- 10 hours for \$60
- 20+1 bonus for \$120.

These are approximately business card-size, easy to keep in your wallet. And there is no expiration date.

We started using these cards in September. If you're interested, you can purchase them from club officers.

These prepaid cards are for only Metal, Faceting and Lapidary.

You can still pay for Open Shop by cash, PayPal or credit card if you prefer.





It's time to cast your votes



vecteezy.com

The Nomination Committee has presented a slate of candidates for the upcoming leadership election. Here are the candidates, who are all running for re-election for their current posts:

- Treasurer – Linda Collins
- Secretary – Cindy Britten
- Board of directors

Christy Gorrow
Brenda Gregory
Kathy Reid

Online voting will begin Nov. 15. Members will receive a link via email. You may submit an online ballot through Dec. 5. You may vote only once. Please use the email you gave the club.

If you prefer to vote in person, you may do so at the quarterly members meeting on Dec. 6, until noon. Election winners will be announced at the members meeting.

Meet the candidates, **next page**.

MEET THE CANDIDATES FOR THE 2026 LEADERSHIP ELECTION

Linda Collins — Treasurer

Areas of interest: Faceting, Lapidary, Metal/Silver, PMC/ Enameling, Table crafts, Rocks and minerals

Background and hobbies

All of the above plus Acrylic & Oil painting, Woodworking, Faceting

Why do you want to have a leadership position with the club?

I have experience in the accounting aspect of business, owned two businesses of my own and have worked with business executives during my working career. I have good common sense knowledge of how businesses should operate and hope to assist the team to continue to make the club successful going forward.

What are your primary objectives for the club in the coming year?

I would like to encourage others to join the club and participate in all of the opportunities this club has to offer.

Name 3 things the club is doing well.

1. Investing in club improvements
2. Having regular club meetings to update membership
3. Exploring estate sales to acquire; obtaining equipment for resale

Name 3 things you feel the club could do better.

1. Start encouraging the younger generation to participate in club activities.
2. Continue to update club appearance.
3. Reach out to the membership for suggestions. Evaluate and implement if at all possible.

What do you want the club to focus on in the coming year?

Introduce make-and-take silver classes. And add more wirewrapping and silver classes.



Cindy Britten — Secretary

Areas of interest: Faceting, lapidary, metal/silver, metal clay, wirewrapping, tablecrafts, rocks and minerals.

Background and hobbies

Retired science teacher; rockhounding; lapidary; metalsmith

Why do you want to have a leadership position with the club?

I believe in continuous learning. I love teaching others and being part of a group with common interests.

What kind of skills do you have that might help to run the club?

I'm good at organizing; have a science background; like working with equipment.

What are your primary objectives for the club in the coming year?

Continue refreshing clubhouse appearance; encourage members to become more active with functions; help make club more 'user friendly'; increase learning opportunities/class offerings for young people (12-18yo).

Name 3 things the club is doing well.

upgrading building; increasing club's presence through social media; creating committees to increase member participation and tap member knowledge and spread the workload.

Name 3 things you feel the club could do better.

Focus on one project at a time.

What do you want the club to focus on in the coming year?

Classes and club activities



Continued on next page

Continued from previous page

Christy Gorrow — Board

Areas of interest: Faceting, lapidary, metal/silver, metal clay, wirewrapping, tablecrafts

Background and hobbies

I have a bachelors degree from Michigan State University with a major in art and minors in arts and crafts, and education. Plus I have an additional 30 hours towards a masters degree. Currently, my main interest is in beading.

Why do you want to have a leadership position with the club?

Being an art teacher provided me very nice living for a number of years. Now in my retirement, I would like to give back to the art community.

What kind of skills do you have that might help to run the club?

I was a director on a condominium board for five years before I moved to Florida. Now, I've been a board member here at TBMSC for a number of years and I would like to continue to help guide our future.

What are your primary objectives for the club in the coming year?

My biggest concern would be to get the construction finished as soon as possible.

Name 3 things the club is doing well.

1. Providing a variety of classes available
2. Providing quality instruction in those classes
3. Bringing in guest instructors

Name 3 things you feel the club could do better.

1. Increase our presence in the community
2. Increase our membership
3. Increase our membership participation

What do you want the club to focus on in the coming year?

I think all of the above should be areas to focus on in the coming year.



Brenda Gregory — Board

Areas of interest: Lapidary, silver/metal, tablecrafts, rocks and minerals

Background and hobbies

Jeweler (25 years), Event Management, Art Festival Board member

Why do you want to have a leadership position with the club?

I feel I can add value to the club with my experience. I want to see the club grow.

What kind of skills do you have that might help to run the club?

Board experience with other organizations and I have event management experience

What are your primary objectives for the club in the coming year?

Using the Lapidary Equipment and learning Beading techniques

Name 3 things the club is doing well.

Bringing workshops, Gem Show & providing classes to its members

Name 3 things you feel the club could do better.

Developing more active members, Youth education, More field trips and geology education.

What do you want the club to focus on in the coming year?

More education about geology, getting the club house and rock collection organized.



Continued on next page

Continued from previous page

Kathy Reid — Board

Areas of interest: Lapidary, metal, silver, metal clay

Background and hobbies
Silversmithing, Lapidary, a tiny bit of metal clay & now I'm just starting to play with leather.

Why do you want to have a leadership position with the club?

I'm currently on the board. We need a team of people to accomplish the club's goals. If my ideas or feedback can help move the club forward, I'm happy to help.

What kind of skills do you have that might help to run the club?

I have knowledge & a passion for both silversmithing & lapidary. I enjoy helping others. I don't know that I've ever met a stranger. The club has been a huge part of my growth in silversmithing & lapidary. I'd like to be part of its continued success.

What are your primary objectives for the club in the coming year?

I'd love to see all of our remodel projects get completed. Hopefully we can continue to grow our visiting instructors program.

Name 3 things the club is doing well.

I think we're so fortunate to have a club like this, with so much to offer, basically in our backyards. The club has just about any tool/machine that you would need for your projects. We have a nice variety & frequency of classes to choose from. Our shows (and tailgates) are great!

Name 3 things you feel the club could do better.

We need to continue to work on ways to draw in new members. We need to continue to try to get more members involved on a regular basis. I think we need to continue to find alternative avenues of marketing for special events and classes. Our club has a ton to offer!

What do you want the club to focus on in the coming year?

I'd like to see more advanced classes or the "next level" classes.



Club gem shows in Florida

Nov. 22-23—WEST PALM BEACH: Show and sale; The Gem and Mineral Society of the Palm Beaches; South Florida Fairgrounds, EXPO Center East, 9067 Southern Blvd; Sat. 9-10, Sun. 10-5; Adults \$11/Day, Pass \$16, Children under 12 free. The show features over 90 dealers offering a wide range of items. gmspb.org/

Dec. 5-7—HUDSON: Annual show; Withlacoochee Rockhounds; Veterans Memorial Park, 14333 Hicks Road; Fri. 10-5, Sat. 10-5, Sun. 10-4; Adults \$5, Children 14 and under free. Free Parking. \$1 off coupon available on website — www.withlacoocheerockhounds.com

Dec. 6-7—MIAMI: Annual show; Miami Mineralogical & Lapidary Guild; Better Families Through Tae Kwon Do, 6723 SW 81st Street; Sat. 10-6, Sun. 10-5; \$5, children under 12 free. miamirocknerds.com



FALL SHOW

Until next time!

Another successful gem show is in the books. Special thanks to all the volunteers who came out to help — from sorting rocks and slabs, setting up the club booth, checking in vendors, making cheerful announcements on the PA system, and packing up when the show was over. I've had great feedback from the vendors, who complimented the positive vibe and helpful staff.

Attendance was average: we were going up against a government shutdown, multiple big events in the Tampa Bay area, plus a perfect fall weather that tends to keep residents outdoors. Overall, vendors reported fewer lookers, and more serious buyers.

We tried a few different things this show. We offered a grand prize for Sunday attendees, a cabbaging service for slabs bought at the club table, a larger demo area and a kids' make-and-take bracelet class. We will continue to look into ways to improve our shows. If you have any ideas, please contact me at tbmscshow@gmail.com.



We could not have done this without you, our volunteers, so a huge round of applause to you all! We hope to see you in the spring for our next event!

—Lyra Solocheck, Show Chair



Grand prize winner was Kenna Main from New Port Richey.

FALL SHOW



FALL SHOW



ROCKHOUNDING

Summer adventures, Part 3

From the quartz-rich hills of Arkansas to the sapphire streams of Montana, club members spent the summer chasing treasures across the country. At our quarterly meeting on Sept. 6, Michelle Wacker, Miles Bhavé, and Jeff and Lyra Solochek shared stories and highlights from their rockhounding trips. This month, we highlight the sapphire mines in Montana.

MONTANA — Sapphire mines

By Lyra Solochek

Montana is known for producing beautiful gem-grade sapphires, so my son Isaak and I decided to try our luck at finding some. We visited the Blue Jewel Mine, located deep in the hills about an hour from Helena.

At this mine, you get to experience real hands-on sapphire mining. It's hard work—first, we classified the dirt and gravel, then used a machine called a “thumper” to separate the heavier materials from the lighter ones. Sapphires are heavy, so the goal is to get them to settle at the bottom of the tray while the lighter rocks and dirt are washed away.

For \$150 (cash only), we processed six 5-gallon buckets. After classifying and filling the buckets, we ran them through what I call the “thumper.” Once each batch was processed, the staff flipped the catch tray onto a table. The sapphires usually end up near the top of the pile, mixed in with other heavy stones.

With tweezers, Isaak and I searched through the pile. The sapphires stood out—they came in pale shades of blue, green, yellow, and pink, and caught the sunlight just right. Most were small, under a carat, but we found a few larger ones, including one that was 2.5 carats.

After we finished processing the buckets, I re-washed the leftover material by hand and centered it in a sifter. When I flipped it onto the table, we found a few more sapphires. On the last flip, we found the largest of the day.

There are two other mines in the Helena area: the well known Spokane Bar Sapphire Mine and Blaze-N-Gems Sapphire Mine.



Step 1: Classifying the dirt



Step 2: Running the dirt through the “thumper.”



Step 3: Flipping the tray



Step 4: Manually centering the heavies.



Step 5: Finding the pretties.

Continued on next page

Continued from previous page

Isaak and I also visited Gem Mountain Mine, which is nestled in the Montana mountains near Philipsburg. These mines are perfect for those who want a less rigorous sapphire mining experience.

The gravel provided in 2-gallon buckets are pre-classified. You may purchase buckets individually for \$50 each, or take advantage of the Buy 6 Get 1 Free deal.

All the tools are provided, and the friendly staff will show you how to wash and center the gravel for flipping.

After spending all day at the mine, Isaak and I found two flower-bud tubes of sapphires.

The staff evaluated the gemstones by size and quality. The mine offers heating and faceting services as well.

Heat-treating sapphires at over 1,400 degrees Celsius will enhance the color and reduce the natural silk in the stones to improve clarity.

Montana Blue Jewel Mine

www.montanabluejewelmine.com

\$150 cash for 6 screened 5-gallon buckets

You must call to reserve a spot.

Gem Mountain Sapphire Mine

gemmountainmt.com

\$50 per bucket

OTHER MINES IN MONTANA

Spokane Bar Sapphire Mine

www.sapphiremine.com

Helena, Montana

Blaze-N-Gems

www.blazengems.com

Helena, Montana



Huge wash station surrounded by tables



Washing and centering the gravel.



Sparkling blue.



Picking out the sapphires



28 carats of facet-grade sapphires.



Two tubes of sapphires.

FIELD TRIP

Let's go find some Tampa Bay corals and fossils

Saturday, Nov. 15

Club member and rockhouser Matthew Stellon has volunteered to lead a field trip to gather some Tampa Bay corals not too far from the club. Meet

at the club at 9 a.m. to join the group.

There's no cost to participate, but please sign up so we can get a head count.

What to bring:

- Gloves
- Bag or backpack for rocks
- Drinks and snacks
- Newspaper or padding to wrap druzies

**Click here
to sign up**



Rockhounding resources

Here are some websites that offer great information about rockhounding in Florida.

[Florida Rockhounding Location Guide & Map](#)

[How To Find Rocks rockhounding guide in Florida](#)

[Obtaining fossil permits in Florida](#)

[Gator Girl Rocks: America's Best Rockhounding Resource](#)

Additionally, the [Tampa Bay Fossil Club](#) hosts fossil-hunting field trips. Go to their website for more information.



INSTRUCTOR LIST

Linda Collins

LCollins1953@gmail.com
Cold Connections, Wire Wrapping, Lapidary, Silver, Metal Shop foreman

Christy Gorrow

cgorrow@juno.com
Beading, Kumihimo, Viking Knit, Chaining and Intarsia

Jim Kammel

jmkammel@gmail.com
Faceting foreman and instructor

Mark Lauer

mdl3153@aol.com
Casting

Lisa Miller

meggymoo65@gmail.com
Silver

Lyra Solocheck

lyrasolocheck@gmail.com
Lapidary foreman and instructor, Metal Clay foreman and instructor

Jojo Torres

ceramics.johannatorres@gmail.com
Lapidary

Leah Welch

5324welch@gmail.com
Intarsia and Lapidary

WIREWRAPPING

Christmas Earrings

\$60

DATES:

1-3 p.m. Thursday, Dec. 4

1-3 p.m. Sunday, Dec. 7

In your Christmas Earring Class you will be creating five sets of earrings in total. The first two sets of earrings will be designed with wire creating the shape of a snowman and a Christmas Tree. The remaining three pairs will be beaded earrings crafted with crystals, beads, pearls and charms. All ear wires will be created by you to complete your projects.



TABLE CRAFTS

Beads, wires on Wednesdays

Table Crafts has two sessions on Wednesdays. We meet in the afternoon from 1-4 p.m. and again in the evening from 6-9 p.m. All are welcome.

The afternoon group has been working on a loom project with 11/0 Delica beads. Most of the evening group is working on peyote stitch bracelets, but we have some adventurous souls who are trying Viking Knit and square and brick stitch.

Class fees are \$10 for 3 hours.

We have a few supplies for purchase, but most people prefer to purchase their own materials, so they have the colors of their choice. We have some great finished projects that the makers are very proud of. I also can teach Kumihimo, chaining, and most forms of beading including peyote stitch (odd count, even count, tubular, and Peyote with a twist), square stitch, brick stitch, Cellini spiral, and loom work.

If you are curious about what these techniques are, come in and visit, check out what we're doing and see if you'd like to join the group. There are a number of examples in the case by the front door or come and visit us, we'd love to show off our work. If you can't come on Wednesday, contact me about the possibility of a Saturday or Sunday session.

— Christy Gorrow, cgorrow@juno.com



METAL CLAY

Guest instructor Michael J. Marx returns

Start making your plans! Metal Clay artist and instructor Michael Marx is coming back to TBMSC for two classes in January 2026 to share with us some of his signature styles in metal clay. The classes are:

January 9: "Turtle With Stone" — a three-dimensional turtle using about 15 grams of silver clay with minimal tools, props and textures, with a cold-set stone. (You supply the stone. Cabs will also be for sale at class.) This class is suitable for new and intermediate clay artists.

Cost: \$345 total.

- \$134 deposit to reserve seat on SignUp Genius.
- \$211 Instructor fee and materials (includes 15g of clay) due the day of class.

**Click here
to sign up**



BLACK FRIDAY SALE THROUGH NOV. 30!!

January 10-11: "Awesome Owls" — a three-dimensional owl using 30-plus grams of silver clay with layered textures, coil work and multiple embellishments. This class is catered toward intermediate to advanced skill levels and require a full tool kit, textures and some props.

Cost: ~~\$655~~ \$600 total.

- \$194 deposit to reserve a seat on SignUp Genius
 - \$406 Instructor fee and materials (includes 30g of clay) due the day of class
- Morning snacks and lunches are provided.

**Click here
to sign up**



Minimum of seven students required for each class. Up to 15 maximum. If extra clay is required, the cost will be additional.

Please make sure your memberships are current. Non-members may purchase a weekend pass for \$30.

For more information, contact Lyra Solochek at lyrasolochek@gmail.com.

Michael J. Marx

From his website unsaneart.com

I have been a sculptor and artist as long as I can remember. My childhood gifts were art supplies as often as they were toys or books. I was born in Massachusetts in 1969 and lived there for 18 years, before becoming a born-again Californian in 1987. I lived in the Bay Area for 33 years before recently relocating to Fort Mill, South Carolina.

In the beginning, I sculpted in FIMO, a polymer clay, and this honed my ability to transform my visions into 3-D images. In 2000, I took my first PMC (precious metal clay) class and was hooked. PMC's affinity for texture, flexibility of form, and choices of finishing techniques make it ideal for me as an artist. The combinations of fine detail, high texture and varied forms are not easily achieved using traditional methods of casting and fabrication.

While my main focus is making wearable sculpture, I also work in mixed-media. I have Level 1 and 2 certifications from PMC Connection as well as Level 101 and 201 certifications from Camp Metal Clay.



METAL CLAY

Intro to Metal Clay

10 a.m.-4 p.m. Nov. 22

10 a.m.-4 p.m. Dec. 13

Do you want to take Michael J. Marx's classes, but you've never done metal clay before? No problem. This class will introduce you to the basic techniques of the craft so you can get some experience before the guest instructor arrives in January. Learn how to roll, texture, shape and cut metal clay. Also find out how to care for and rehydrate clay, refine shapes, fire and

**Click here
to sign up**



finish your pieces. This is an intensive one-day workshop. 20-plus grams of fine silver clay and findings needed for the projects are included in the price of the class. Tools are available to borrow. Bring a lunch.

TBMSC Fee: \$40 deposit to reserve a seat.

Instructor and Materials Fee: \$160 payable by check or cash on the day of the class.



FACETING

You, too, can learn to facet a beautiful gemstone

Beginning Faceting

8 a.m.-3 p.m. Nov. 22-23

8 a.m.-3 p.m. Dec. 13-14

8 a.m.-3 p.m. Jan. 17-18

This is a two-day class on cutting faceted gemstones (transparent stones similar in appearance to diamonds). You will learn how to choose cutting material, dop the stone, cut and polish facets, transfer a stone, and proper operation and care of a faceting machine. Each student will complete one stone.



**Click here
to sign up**



Cost is \$230 total, which

includes materials, instructor fee, club shop time and use of machines. A deposit of \$130 is required to reserve a seat. The balance of \$100 should be paid directly to the instructor on the first day of class.

Each student should have his/her own Optivisor to closely examine the stone during the cutting process. These are available on Amazon or Harbor Freight. You must wear closed-toed shoes. No loose clothing and long hair must be tied back.



METAL SHOP

Silversmithing 1.1: Introduction to Silversmithing

- 9 a.m. to 2 p.m. Jan. 10 (Full)

The first class of the Fundamentals of Silversmithing Course is a five-hour class where the student will create a textured sterling silver ring band. The basics of metalsmithing will be covered, including shop etiquette and safety, how to use jewelry tools, soldering, finishing. Cost: \$78* Materials and the use of tools are included in the cost.

Click here to sign up



(*Materials cost is subject to change based on market prices.) Deposit of \$33 on Signup Genius required to reserve a seat. Pay the balance of \$45 to the instructor. Students must bring own Optivisor. Closed-toed shoes required. No loose clothing; long hair must be tied back. Contact instructor Lisa Miller at meggymoo65@gmail.com or 772-631-1405 for more information about the Fundamentals of Silversmithing Course.

Silversmithing 1.2 class

- 9 a.m.-1 p.m. Jan. 11 and 31

In the second class of the Fundamentals of Silversmithing Course, the student will make a split-shank ring with a stone in it. This class consists of two four-hour classes.

Click here to sign up



Cost: \$141* Materials and the use of tools are included in the cost. (*Materials cost is subject to change based on market prices.)



Deposit of \$52 on Signup Genius required to save a seat.

Prerequisite: Must have completed Silver 1.1.

Students must bring own Optivisor. Closed-toe shoes required. No loose clothing; long hair must be tied back. Contact instructor Lisa Miller at meggymoo65@gmail.com or 772-631-1405 for more information about the Fundamentals of Silver-smithing Course.

Metal Open Shop Reservations

Click here to sign up



Members who completed the Beginning Silver course may use the Metal Shop during Open Shop hours. You must present your shop pass to the monitor when you sign in. If you do not have a card, ask the monitor or shop foreman for one. If you have previous smithing experience, but did not take the Beginning class, talk to the shop foreman for a Skills Check to get your shop pass. You must be a current member. Cost is \$6 per hour. PayPal, credit card or exact change only. Or purchase a pre-paid shop card in three different increments.



Chuck Bruce is coming back in February 2026!

We're firming up the details. Class information will be published in December's Geode.

With a background in interior design and fashion merchandising, Chuck Bruce turned his passion to jewelry. He is faculty at various schools across the country, including William Holland Lapidary School in Georgia. He has been a regional artist for 16 years and is knowledgeable in cabochons, advanced chain making, chasing and repousse, cold connections, design, fold forming, gold, granulation, lost wax casting, mokume-gane, opals, inlay, intarsia, silver I & II, spool knitting and steel tools. An active member of Indiana Artisan.

www.chuckbrucedesigns.com

METAL SHOP

Beautiful creations from silver classes



CASTING



Intro to wax model carving and silver centrifuge casting

December 13-14

January 17-18

February 14-15

This two-day class begins on the morning of Day 1 with an introduction to wax carving, where you'll create a freeform ring. In the afternoon, you'll learn how to set up a plaster of Paris mold. This mold will be placed in the kiln at the end of the day for burnout overnight.

On Day 2, you'll cast your ring in sterling silver and explore various methods to finish and polish your piece. Previous experience in silver classes is strongly recommended.

The fee for the class is \$230, which includes all materials, instructor fee, and shop time. A deposit of \$130 is required to reserve your spot, with the remaining \$100 payable to the instructor on the day of the class.

**Click here
to sign up**



LAPIDARY

Perfect polish from Lapidary



LAPIDARY



Let's review the Lapidary Shop rules

- You must be a member, and have a shop pass (by completing a Beginning Cabochon class, or with shop foreman approval.)
- All members must sign in and sign out when using the Shop.
- Loose clothing, long hair, ties, dangling jewelry, scarves, etc., must be secured or tied up to prevent them from being caught in rotating machines. Closed-toe shoes only. No sandals.
- Dop sticks stay in the shop. Do not take them home with you.
- Cabs must be preformed on the metal wheels with no sharp edges before going to the resin wheels 280 and up. This is to prevent them from getting gouged and ruined.
- Make sure you work the cabs through the grits in sequence. Finish one level completely before moving on.
- Nothing harder than 7.5 on the Mohs scale. No rubies or corundum.
- Only work on stones, crystals or glass. No metal, wood, ceramics, resin, amber or plastic.
- Prohibited Materials: Pyrite, Psilomelane, shells and bones, Bumblebee Jasper, and other toxic or radioactive materials. Fossilized shells are allowed. When in doubt, ask the monitor or instructor.
- The diamond grinding wheels are not to be used for large rock; they are for cabochon grinding use only.
- The shop is for personal projects only. No commercial or mass production.
- Do not bring a batch of cabs for polishing only.
- Clean the work area after use. The last 15 minutes before the end of your session should be dedicated to cleaning up.
- Harassment, intimidation, or any disruptive behavior is not tolerated.
- Violating these shop rules, repeatedly misusing equipment or ignoring instructor/monitor warnings may result in suspension or permanent banishment from the Lapidary Shop.

Beginning Cabochon class

- 9 a.m.-5:30 p.m. Nov. 15-16 (Lyra)
- 10 a.m.-6:30 p.m. Dec. 13-14 (Jojo)
- 10 a.m.-2:30 p.m. Jan. 13, 14, 20, 21 (Leah)
- 9 a.m.-5:30 p.m. Jan. 24-25 (Lyra)
- 9 a.m.-5:30 p.m. March 21-22
- 9 a.m.-5:30 p.m. April 18-19

This workshop covers the basics of turning slabs of rocks into polished pieces. The cost of the class is \$230, which includes materials, instructor fees and shop time. A deposit of \$130 is required to save a spot, and the balance of \$100 should be paid to the instructor the day of the class.

Click here to sign up



You must wear closed-toed shoes. No loose clothing and long hair must be tied back. Bring a waterproof apron, an Optivisor/magnifier, a large towel and lunch.

Lapidary Open Shop Reservations

Members who completed the Beginning Cabochon class may use equipment in the Lapidary Shop during Open Shop. You must present your shop pass to the monitor when you sign in. If you do not have a card, ask the monitor or shop foreman for one. If you have previous cabling experience, but did not take the Beginning Cabochon class, talk to the shop foreman for a Skills Check to get your shop pass. You must be a current member to use club facilities. Cost is \$6 per hour. PayPal, credit card or exact change only. Please pay the shop monitor or club staff.

Click here to sign up



Brad's Bench Tips


By Bradford Smith

Raising a cabochon

When a cabochon sits too low in a bezel, the bezel hides a lot of the stone. The solution is to either sand down the bezel height or boost up the stone. But if you choose to raise it up, the question is what's the best material to use?

I was taught to use fine sawdust but now think that might be a problem when used in rings. I reason that rings will frequently get wet, which would cause the sawdust to swell in size and push the stone against the bezel. Then when the sawdust dries out, the stone would be a little loose.

A better approach is to insert a flat sheet to boost up the stone. It can be a scrap of metal or some plastic from product packaging or old credit cards. In either case, just cut a piece to loosely fit into the bezel and drop in the stone (with some dental floss) to check its height.



"24 Easy Metal Textures" - With No Rolling Mill Required

It details 24 different techniques for adding texture to your jewelry and metal work without the need for heavy equipment like a mill. The techniques make use of more tools and materials around the shop — like hammers, stamps, punches and tool bits for the Dremel or Foredom.

Each technique is explained in detail with:

- Description and pictures of the technique
- Procedures for creating the texture
- List of tools and supplies needed
- Options for modifying and personalizing

These methods are both useful and practical. I use them in my own work, and I teach them to others in classes and workshops. What's more is they're practical. None should put a dent in your budget.

Copies are available now at <https://amazon.com/dp/B0BPGPTBNH/>



Smart Solutions for Your Jewelry Making Problems

Click to see all of Brad's books on amazon.com/author/bradfordsmith

CALENDAR



GENERAL CLUB HOURS

Tuesday: 4-8 p.m.

Thursday: By appointment

Saturday: 9 a.m.-1 p.m.

CLASSES, OPEN SHOP AND EVENTS

Saturday, November 15, 2025

9 a.m.-5:30 p.m. BEGINNING CABOCHON, Day 1
9 a.m.-1 p.m. FIELD TRIP
9 a.m.-1 p.m. Metal Open Shop

Sunday, November 16, 2025

9 a.m.-5:30 p.m. BEGINNING CABOCHON, Day 2

Tuesday, November 18, 2025

10 a.m.-2:30 p.m. BEGINNING CABOCHON, Weekday Day 3
4 p.m.-8 p.m. Lapidary Open Shop
4 p.m.-8 p.m. Metal Open Shop

Wednesday, November 19, 2025

10 a.m.-2:30 p.m. BEGINNING CABOCHON, Weekday Day 4
1 p.m.-4 p.m. TABLE CRAFTS
6 p.m.-9 p.m. TABLE CRAFTS

Saturday, November 22, 2025

8 a.m.-3 p.m. FACETING, DAY 1
9 a.m.-1 p.m. Lapidary Open Shop
9 a.m.-1 p.m. Metal Open Shop
10 a.m.-4 p.m. INTRO METAL CLAY

Sunday, November 23, 2025

8 a.m.-3 p.m. FACETING, Day 2

Tuesday, November 25, 2025

4 p.m.-8 p.m. Lapidary Open Shop
4 p.m.-8 p.m. Metal Open Shop

Wednesday, November 26, 2025

1 p.m.-4 p.m. TABLE CRAFTS
6 p.m.-9 p.m. TABLE CRAFTS

Saturday, November 29, 2025

9 a.m.-1 p.m. WORK DAY
9 a.m.-1 p.m. Lapidary Open Shop
9 a.m.-1 p.m. Metal Open Shop

Monday, December 1, 2025

6:30 p.m.-8:30 p.m. TBMSC Board Meeting

Tuesday, December 2, 2025

4 p.m.-8 p.m. Lapidary Open Shop
4 p.m.-8 p.m. Metal Open Shop

Wednesday, December 3, 2025

1 p.m.-4 p.m. TABLE CRAFTS
6 p.m.-9 p.m. TABLE CRAFTS

Saturday, December 6, 2025

9 a.m.-11:30 a.m. Holiday tailgate
11:45 a.m.-12 p.m. Members Meeting

12 p.m.-2 p.m. Holiday Potluck/raffles

Tuesday, December 9, 2025

4 p.m.-8 p.m. Lapidary Open Shop
4 p.m.-8 p.m. Metal Open Shop

Wednesday, December 10, 2025

1 p.m.-4 p.m. TABLE CRAFTS
6 p.m.-9 p.m. TABLE CRAFTS

Saturday, December 13, 2025

8 a.m.-3 p.m. FACETING, DAY 1
9 a.m.-5:30 p.m. BEGINNING CABOCHON, Day 1
9 a.m.-5:30 p.m. CASTING, Day 1
10 a.m.-4 p.m. INTRO METAL CLAY

Sunday, December 14, 2025

8 a.m.-3 p.m. FACETING, Day 2
9 a.m.-5:30 p.m. BEGINNING CABOCHON, Day 2
9 a.m.-5:30 p.m. CASTING, Day 2

**December 15, 2025 - January 2, 2026
CLUB CLOSED FOR HOLIDAYS**

Saturday, January 3

9 a.m.-1 p.m. Lapidary Open Shop
9 a.m.-1 p.m. Metal Open Shop

Monday, January 5, 2026

6:30 p.m.-8:30 p.m. TBMSC Board Meeting

Tuesday, January 6, 2026

4 p.m.-8 p.m. Lapidary Open Shop
4 p.m.-8 p.m. Metal Open Shop

Wednesday, January 7, 2026

1 p.m.-4 p.m. TABLE CRAFTS
6 p.m.-9 p.m. TABLE CRAFTS

Friday, January 9, 2026

9:30 a.m.-5:30 p.m. METAL CLAY: MICHAEL MARX — TURTLES

Saturday, January 10, 2026

9 a.m.-1 p.m. Lapidary Open Shop
9 a.m.-2 p.m. SILVER 1.1
9:30 a.m.-5:30 p.m. METAL CLAY: MICHAEL MARX — OWLS, Day 1

Sunday, January 11, 2026

9:30 a.m.-5:30 p.m. METAL CLAY: MICHAEL MARX — OWLS, Day 2

Tuesday, January 13, 2026

10 a.m.-2:30 p.m. BEGINNING CABOCHON, weekday Day 1
4 p.m.-8 p.m. Lapidary Open Shop
4 p.m.-8 p.m. Metal Open Shop

Wednesday, January 14, 2026

10 a.m.-2:30 p.m. BEGINNING CABOCHON, weekday Day 2
1 p.m.-4 p.m. TABLE CRAFTS
6 p.m.-9 p.m. TABLE CRAFTS

Saturday, January 17, 2026

8 a.m.-3 p.m. FACETING, DAY 1
9 a.m.-5:30 p.m. CASTING, Day 1
9 a.m.-1 p.m. Lapidary Open Shop

Sunday, January 18, 2026

8 a.m.-3 p.m. FACETING, Day 2
9 a.m.-5:30 p.m. CASTING, Day 2

Tuesday, January 20, 2026

10 a.m.-2:30 p.m. BEGINNING CABOCHON, weekday Day 3
4 p.m.-8 p.m. Club hours
4 p.m.-8 p.m. Lapidary Open Shop
4 p.m.-8 p.m. Metal Open Shop

Wednesday, January 21, 2026

10 a.m.-2:30 p.m. BEGINNING CABOCHON, weekday Day 4
1 p.m.-4 p.m. TABLE CRAFTS
6 p.m.-9 p.m. TABLE CRAFTS

Saturday, January 24, 2026

9 a.m.-5:30 p.m. BEGINNING CABOCHON, Day 1
9 a.m.-1 p.m. SILVER 1.2, Day 1

Sunday, January 25, 2026

9 a.m.-5:30 p.m. BEGINNING CABOCHON, Day 2

Tuesday, January 27, 2026

4 p.m.-8 p.m. Lapidary Open Shop
4 p.m.-8 p.m. Metal Open Shop

Wednesday, January 28, 2026

1 p.m.-4 p.m. TABLE CRAFTS
6 p.m.-9 p.m. TABLE CRAFTS

Saturday, January 31, 2026

9 a.m.-1 p.m. Lapidary Open Shop
9 a.m.-1 p.m. SILVER 1.2, Day 2

Monday, February 2, 2026

6:30 p.m.-8:30 p.m. TBMSC Board Meeting

TBMSC Board Meeting Minutes

November 10, 2025

Present: Ellen Sisco, Lyra Solochech, Cindy Britten, Kathy Reid, Brenda Gregory, Miles Bhavé, Christy Gorrow, Patti Kepple

Via phone: Linda Collins

Call to Order: Ellen Sisco 6:35 PM

1. Approval of minutes from October meeting

- Motion to approve by Kathy Reid. Seconded by Christy Gorrow. Approved by all.

2. Treasurer's Report – Linda Collins

- Many expenses last month due to the Gem Show.
All three insurances are due.
Christy Gorrow moved to approve Treasurer's report. Lyra Solochech seconded. Approved by all.

3. November show report

- Show Chair report – Lyra Solochech
Vendors were pleased with how things were handled. Show went smoothly. Grand Prize brought in 300+ email addresses for future shows mail-outs.
- Show finances – Linda Collins
Less income this show compared to Spring show
Increase in moving expenses; lower prices on club items for sale and no equipment sales.
Overall attendance down slightly. Lower kids attendance. But higher second-day re-entry.

4. Show future – Lyra Solochech

- Spring venue/dates:
Usual first weekend of April is Easter Weekend. Fairgrounds closed on Sunday. Possibly do Friday/Saturday show. May be possible to move into an opening the last weekend of April if it come available.
- Promotion
Need to up advertising to home-schoolers. Need to be more aggressive with advertising. Having email list helps. Looking into digital ads.
- New shirt design
Design contest by members for new designs – offer a year membership to the winner?
- Working with other groups
Robbins/Gemorama willing to share email list and we can reciprocate. Possible Leather Guild involvement? Possibly work with Fossil Club? Motion for Lyra to speak with Fossil Club to share other half of venue at their show. Motion to approve made by Miles Bhavé. Seconded by Kathy Reid. Approved by all.

5. Old business

- Election committee: Nominations and elections discussed
- Construction update and next steps, logistics – Ellen Sisco
Doors and lapidary entry completed; drywall areas pending wood and finishing. Outdoor lighting needs to be addressed next. Safety issue in parking area and gate area.
Complete the plumbing in lapidary
- Casting Shed – still working on ventilation (fan)
- Shed vs Pod still on table – need prices on both for comparison.
- Rock ID (sort) Committee will meet separately–Packing and storing Rocks/Minerals in preparation for flooring install.
- December members meeting/holiday potluck details discussed. Workday the Nov. 29 to clean up for the holiday party. Club will provide Turkey and drinks.
- Members sign-up for side dishes. Raffle Items – accepting donations for raffle prizes.
- Tailgate 9 -11:30 a.m.; short meeting 11:45 a.m. -12 p.m., and then holiday party

Continued on next page

Continued from previous page

6. Department updates

- Lapidary: Need to purchase a couple of wheels – Black Friday Sales coming up. Lapidary will be closed during Chuck's class in February.
- Faceting class full for November, more scheduled next month.
- Metal Clay – intro class has five people signed up for November. December class scheduled.
- Casting – Instructor Mark Lauer testing equipment again this week, looking at Dec 13-14 for first class – then one class a month
- Silver – Lisa Miller's makeup workshop class finished. She's on break until January
- Table crafts – Christy will purchase Miyuki bead sample cards for classes. Considering Saturday class.
- Guest instructor: Chuck Bruce planned for February 19 -22, 2026
- Membership – Show brought in 20 new members. Membership number is now 278
- Building/landscaping—TECO on the list to fix Sentry Light. Tree trimming needed for parking area. Mulching in front completed.

7. New business

- Proposal to purchase equipment from Mitchell Jewelry – Lyra Solochek. Club will be purchasing equipment (Capital Outlay), will present to board for approval.
- Black Friday "sale" promotion – Lyra Solochek
 - To encourage more signups, we'll have a "Black Friday sale" for Michael Marx's two-day class.
 - Discount on Shop Cards - 10% off
- Proposal to rent out space for a faceting event – Lyra Solochek. US Faceting Guild Meet up – rent club for (2 days) one weekend? – approximately 15 people?
- Seeking "grant" for display cases – Lyra Solochek. Need sponsorship proposal for specimen display cabinets. Ellen will write.
- Need more monitors for Silver and Lapidary so no-one has to be at the club every week/weekend.
- Scout Troop will be here January 11th 1PM -4PM. Cindy Britten asking for volunteers to help with 8 Scouts working on Earth Science Adventure.
- New Website coming – Miles Bhavé has started building it. Still researching issues. Looking at having the new platform ready to go by December. Motion to Approve cost of hosting new site by Cindy Britten. Seconded by Christy Gorrow. Approved by all.
- Discussion about members not picking/cleaning up after themselves; common areas and bathroom left dirty.

Motion to adjourn made by Christy Gorrow. Seconded by Patti Kepple. Approved by all.

- Meeting adjourned: 9 p.m.

ELECTED OFFICERS AND BOARD MEMBERS

Officers

Ellen Sisco, President**
 Lyra Solochek, Vice President**
 Linda Collins, Treasurer*
 Cindy Britten, Secretary*

Board Members

Christy Gorrow* Kathy Reid*
 Brenda Gregory* Patti Kepple**
 Carlo Lucin** Milind Bhavé**

*Term expires in 2025

**Term expires in 2026

2025 October Treasurer's Report

	CHECKING	SAVINGS
Beginning Balance:	\$ 48,221.08	\$ 47,129.63
Ending Balance:	\$ 32,648.83	\$ 47,130.83
Income/Expenses:	\$ 15,572.25	\$ 1.20

Income: Paypal, Sign-up Genius, Weekly Club Income, Mmbrshp Renewal

Sign-up Genius	\$ 1,244.10
Paypal Transfer	\$ 22,212.75
Deposit	\$ 750.00
Deposit -Nov Show	\$ 249.00
	\$ 24,455.85

Clubhouse Expenses - October 2025 **\$ 38,013.06**

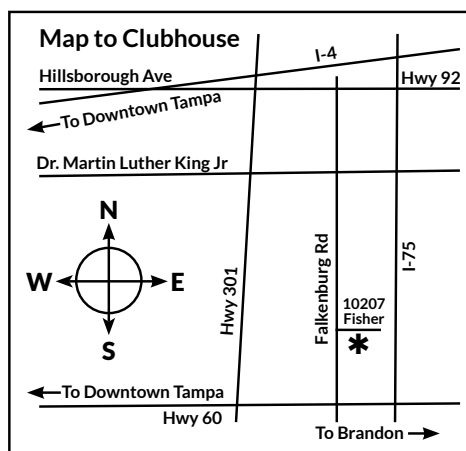
Buildings/Grounds Expenses:	\$ 3,512.67
T-Mobile Co. Phone	\$ 124.35
Teco	\$ 258.24
Company Utilities	\$ 30.08
Daniel Burd - Lawn Care	\$ 400.00
ADT Security	
USA Kitchen & Bath TPA, LLC	\$ 2,000.00
USA Kitchen & Bath TPA, LLC	\$ 700.00
Operational Expenses:	\$ 6,474.50
Auto Owners Insurance Manatee Insurance	\$ 1,486.72
Philadelphia Indemnity-Accident	\$ 4,682.94
Lyra Solochek - <i>Geode /October</i>	
Brenda Gregory - <i>Meetup subscription</i>	\$ 150.00
Insta Ink	125.29
	29.55

Tampa Bay Mineral and Science Club, Inc.

Membership Application

*Mandatory fields

Adult 1 Name*		Email*	Birth month
Adult 2 Name*		Email*	Birth month
Child (under 18)			Birth month
Child (under 18)			Birth month
Child (under 18)			Birth month
Address			
City	State	ZIP	Phone*
Preferred form of contact*			Are you willing to receive your monthly newsletter by Email?
<input type="checkbox"/> Email <input type="checkbox"/> Text <input type="checkbox"/> Phone			<input type="checkbox"/> Yes <input type="checkbox"/> No
I hereby apply for membership for myself and others listed above, and agree not to hold any claims against the club.*			Referred by:
Signature		Date	



Annual dues (January 1-December 31): \$50 individual, \$25 for each additional adult in the household, and \$5 for each child under 18.
Multi-year membership: \$180 individual for 4 years, \$90 per additional adult in household for 4 years
Lifetime membership: \$600 individual, \$300 per additional adult in household.

Make checks payable to "TBMSC" and mail with this application to 10207 Fisher Avenue, Tampa, FL 33619, or drop it off at the club house when you visit.

Clubhouse: 10207 Fisher Avenue, Tampa, FL 33619

Phone: (813) 684-2039

Website: www.tampabayrockclub.org

Regular membership meetings: 1st Saturday of Mar., June, Sept. and Dec.

Board meetings: 1st Monday of each month, 6:30 p.m.

Monthly Newsletter: The Coral Geode

The Tampa Bay Mineral and Science Club is a non-profit organization for the charitable and educational purposes of associating persons who are interested in natural science to work together as an organization in the gathering, displaying, and studying of rocks, shells, jewelry arts, and any kind of scientific objects of interest to the individual and the organization and to promote community interest in these subjects.

For Club Use

Cash or Check #	Amount	Receipt Done	Cards Done	Added to Mbr List	
-----------------	--------	--------------	------------	-------------------	--

Revised 1/2025