



SEPTEMBER 2024

THE CORAL GEODE

IN THIS ISSUE

President's message, **1**

Election, **2**

Rockhounding
resources, **2**

New members, **2**

Metal Clay, **3**

Metal Shop, **4**

Faceting, **6**

Table Crafts, **6**

Lapidary, **7**

Class Sign-ups, **8**

Bench Tips, **11**

Calendar, **12**

General Members Min-
utes, **13**

Upcoming shows, **14**

Board Minutes, **15**

ABOUT OUR CLUB



Address:
10207 Fisher Ave.,
Tampa, FL 33619



Email:
info@tampabay
rockclub.org



Phone:
(813) 684-2039



Website:
tampabayrockclub.org




Calendar



ALL HANDS ON DECK!

Our Fall Show is Nov. 2-3 at the Florida Fairgrounds. The success of the show — our primary fundraiser for the club — depends on participation from our club members. We will need volunteers during and preceding the show. Please consider signing up for a shift or two, or the whole weekend if you can. Contact Christy Gorrow if you'd like to sign up. Or sign up for a slot on [Signup Genius](#).



**Peter
Favaro**

President's message

Hello all! I hope you are ready for the weather to start getting cooler.

My tenure as the club president is coming to a close at the end of the year. I hope that I have done things to your overall liking. I know that it has been a wild ride with many changes throughout the club, but I see them as needed ones that ensure the club is there for future generations.

The upcoming election need your participation, so help us make a brighter future by considering running for an executive board position. See Page 2 for more details. This club is made up of you, the members, and without you it will not function. Please contact the members of the nomination committee — Christy Gorrow or Kathy Reid — to run for a position. Or email the club at tampamineral@gmail.com.

I will not be leaving fully. I will still be around from time to time and teaching when classes go on, so say hi and pick my brain.



We still need pictures of any of your rockhounding trips with a brief rundown of where you went and what you were on the hunt for. Please share with everyone your adventures and discoveries and we can add them to future newsletters.



Lastly, I would like to thank you all for your tireless work when we have asked for it. You are the backbone of what we do around the club.



Want to help chart the club's future? Run for a post in the 2025 election.

It's time to start thinking about the leadership election for 2025. Nominations will be accepted through October.

Seats opening up are:

- President
- Vice President
- Three seats on the board of directors

If you are interested in running for any of these seats, please send an email to tampamineral@gmail.com with "Election" in the subject line. Or contact board members Christy Gorrow or Kathy Reid who are on the Nomination Committee.



Rockhounding resources

Here are some websites that offer great information about rockhounding in Florida.

[Florida Rockhounding Location Guide & Map](#)

[How To Find Rocks rockhounding guide in Florida](#)

[Obtaining fossil permits in Florida](#)

[Gator Girl Rocks: America's Best Rockhounding Resource](#)


Additionally, the [Tampa Bay Fossil Club](#) hosts fossil-hunting field trips. Go to their website for more information.

METAL CLAY



Fun with metal clay

Metal clay instructor Barbara Rivolta introduced students to the art of metal clay in August. She taught them the basic techniques of rolling, texturing, molding the clay and firing them to make earrings and pendants out of silver metal clay.



Sept. 29 and Oct. 6

Bronze “thumb print” ring with powder-coated band

Come make a “thumb print” ring in a beautiful gold-colored bronze metal clay set with a kiln-safe lab gemstone of your choice. You will learn how to size a metal-clay ring, make a textured ring band and set a kiln-safe cabochon in metal clay. How to fire bronze clay and other base metal clays will be demonstrated and discussed. You will also learn how to finish your ring and powder coat the inside of the band in your choice of color. This is a two-day class.

Dates: Sunday, September 29 and Sunday, October 6

Time: 12 p.m. to 4 p.m.

Cost: \$95 paid to Instructor includes all materials. Cash, check or Venmo accepted.

Club Fee: \$52 (Club fee must be paid in advance to reserve a seat.)

Click here to sign up



METAL SHOP

The Fundamentals of Silversmithing

Another round of The Fundamentals of Silversmithing Course is beginning this weekend. Each class is designed to teach a certain set of skills that build upon those skills taught in the previous class, so that by the end of the three-class course a student will be able to create jewelry on their own and/or come into the club and use the club's facilities during Open Shop (times where there are no structured classes).

Please Note: All materials and the use of tools needed to complete each project are included in the cost of the course EXCEPT cabochons (finished stones) for the second and third classes and Optivisor.

Students are responsible for providing their own stones, and all students must bring an Optivisor, which may be purchased through Amazon or at Harbor Freight.

NEXT CLASSES:

9 a.m.-5 p.m. Saturday, Sept. 14

Silver 1.1: Introduction to Silversmithing (FULL)

The first class of the Fundamentals of Silversmithing Course is a five-hour class where the student will create a textured sterling silver ring band. The basics of metalsmithing will be covered, including shop etiquette and safety, how to use jewelry tools, soldering, finishing. The total cost for this class is \$78. The cost includes materials, instructor fee and shop fees. (The materials fee is subject to change based on the market price of silver). The total cost of the class must be paid prior to the start of the course and is payable as follows:

- Deposit of \$33 on [Signup Genius](#) required to save a seat.
- Instructor fee of \$45 to Lisa Miller, payable by personal check or PayPal to meggy-moo65@gmail.com.



9 a.m.-1 p.m. Saturday, Sept. 28 and Oct. 12

Silver 1.2: Split-shank ring with a stone

Two four-hour sessions. The student will make a split-shank ring with a stone in it. The total cost for this class is \$65. The cost includes materials, instructor fee and shop fees. (The materials fee is subject to change based upon the market price of silver). The total cost of the class must be paid prior to the start of the course and is payable as follows:

- Deposit of \$52 on [Signup Genius](#) required to save a seat
- Instructor fee of \$83 to Lisa Miller, payable by personal check or PayPal to meggy-moo65@gmail.com.



9 a.m.-1 p.m. Saturday, Oct. 26 and Nov. 9

Silver 1.3: Pendant with a stone

In the third class of the Fundamentals of Silversmithing Course, the student will make a pendant with a stone in it. The total cost for this class is \$65. The cost includes materials, instructor fee and shop fees. (The materials fee is subject to change based upon the market price of silver). The total cost of the class must be paid prior to the start of the course and is payable as follows:

- Deposit of \$52 on [Signup Genius](#) required to save a seat.
- Instructor fee of \$92 to Lisa Miller, payable by personal check or PayPal to meggy-moo65@gmail.com.



For more information or to sign up for a class, contact Lisa Miller at meggy-moo65@gmail.com or 772-631-1405.

METAL SHOP

Highlights from Silver 1.3 class in August




TABLE CRAFTS



Get crafty on Wednesdays

Table Crafts has moved to 11 a.m.-2 p.m. Wednesdays. These open sessions are \$3.50 per hour or \$10 for three hours.

There has been some interest in classes on weekends for kumihimo. If you're interested this or any other table craft classes such as viking knit or peyote stitch, contact Christy Gorrow at cgorrow@juno.com.



FACETING

Fall classes begin

After a break in August, classes are re-summing. If you're interested, contact instructor Jim Kammel or go to the [Signup Genius](#) to sign up.


The next available classes are:

- **Sept. 14-15**
- **Sept. 28-29**

These are two-day classes, part of a three-part series on cutting faceted stones. The following topics will be covered:

- Choosing cutting material
- Stone dopping
- Facet cutting
- Transferring a stone
- Facet polishing
- Proper operation and care of a faceting machine.

Each student will complete a minimum of one stone. Cost: \$230. Cutting material, shop and instructor fees are included. Deposit of \$130 required to reserve a seat. Students must bring own OptiVisor. Closed-toe shoes required. No loose clothing; long hair must be tied back. Contact Jim Kammel at jmkammel@gmail.com for more information. Go to [Signup Genius](#) to register.



Faceting foreman Tom Dershem is coming back soon to pass along even more great knowledge. Keep a eye out for an advanced faceting seminar that will go over specialty laps and polishing techniques. We are still getting the final details for it but when we have it ready we will put it out there to the membership.

— Peter Favaro

INSTRUCTOR LIST

Linda Collins

LCollins1953@gmail.com
Cold Connections, Wire Wrapping,
Lapidary, Silver, Metal Shop foreman

Tom Dershem

rocky1375@verizon.net
Faceting, Faceting Shop
Foreman

Peter Favaro

hawk_doc@hotmail.com
Faceting, Lapidary, Lapidary Shop
Foreman

Christy Gorrow

cgorrow@juno.com
Beading, Kumihimo, Viking Knit

Jim Kammel

jmkammel@gmail.com
Faceting

Lisa Miller

meggymoo65@gmail.com
Silver

Barbara Rivolta

barbara.rivolta@gmail.com
Metal Clay, Fused Glass,
Enameling

Lyra Solochek

lyrasolochek@gmail.com
Lapidary

LAPIDARY

Don't let your skills fade away. Come practice at Open Shop!

Classes are starting up this month after a break in August. Things are rolling along. But we are missing you all at open shop times. Please come in, we miss you all and we miss seeing your beautiful creations. If you have completed the Beginning Cabochon class (or completed a skills check), you can use the equipment in the Lapidary Shop. It's only \$6 an hour. So come on in!



Slabbing is going well also. We are now cutting twice a week, so the turnaround time has dropped significantly. We had a motor go out on our biggest saw, but it is now fixed.



If you have small cut-offs from your projects that you cannot use, please save them up and donate them to the club as we will be using them in future kids' bags for the shows. This can also be smaller tumbled rocks that you might have sitting around that you have no use for. We can always use them, and it keeps the club from having to buy materials for later shows. We have a large tumbler that we have gotten up and running properly and Carlo Lucin has graciously agreed to tumble the rough edges off those cut off pieces so they can be added to the kids' sluice bags.



If you're interested in turning rocks into beautiful cabochons to be used in jewelry, learn how to do some cabbing. Our next Beginning Cabochon class is set for Sept. 14-15. This is a two-day workshop, from 9 a.m. to 5:30 p.m. each day. There are still seats open. Enroll at [Signup Genius](#).

Class dates for the rest of this year are:

- **Sept. 14-15**
- **Oct. 12-13**
- **Nov. 16-17**



Please, please, please make sure that when you are using the cabbing machines to take care of them by sweeping the stone across the entire width of the wheel and not just one area. We have multiple wheels that have been worn only in the middle and the edges are basically brand new. This uneven wear is unnecessary if everyone takes his or her time and uses good techniques.



Also, when you're done with your stone, make sure you take the wax off the dopstick. Please don't just leave the waxed dops in the bin. Get them prepped for the next person to use. We also seem to have the dops walk away. Please do not take the club's dops home with you. You're welcome to bring your own.

—Peter Favaro, Lapidary Foreman



CLASS AND OPEN SHOP SIGNUPS

Beginning Cabochon class

**Click here
to sign up**



- 9 a.m.-5:30 p.m. Sept. 14-15
- 9 a.m.-5:30 p.m. Oct. 12-13
- 9 a.m.-5:30 p.m. Nov. 16-17

This is a two-day workshop covering the basics of turning slabs of rocks into polished pieces. The cost of the class is \$230, which includes materials, instructor fees and shop time. A deposit of \$130 is required to save a spot, and the balance of \$100 should be paid to the instructor the day of the class. You must wear closed-toed shoes. No loose clothing and long hair must be tied back. Bring a waterproof apron, an Optivisor, a large towel and lunch.



Beginning Faceting class

**Click here
to sign up**



- 9 a.m.-3 p.m. Sept. 14-15
- 9 a.m.-3 p.m. Sept. 28-29

This is a two-day class on cutting faceted gemstones (transparent stones similar in appearance to diamonds). You will learn how to choose cutting material, dop the stone, cut and polish facets, transfer a stone, proper operation and care of a faceting machine. Each student will complete one stone.

Cost is \$230 total, which includes materials, instructor fee, club shop time and use of machines. A deposit of \$130 is required to reserve a seat. The balance of \$100 should be paid directly to the instructor on the first day of class.

Each student should have his/her own Optivisor to closely examine the stone during the cutting process. These are available on Amazon or Harbor Freight.

You must wear closed-toed shoes. No loose clothing and long hair must be tied back.



Bronze metal clay “thumb print” ring with powder coated band

**Click here
to sign up**



- Noon-4 p.m. Sept. 29 and Oct. 6

Come make a “thumb print” ring (pictured in silver) in a beautiful gold-colored bronze metal clay set with a kiln-safe lab gemstone of your choice.

You will learn how to size a metal-clay ring, make a textured ring band, and set a kiln-safe cabochon in metal clay. How to fire bronze clay and other base metal clays will be demonstrated and discussed. You will also learn how to finish your ring and powder coat the inside of the band in your choice of color. This is a two-day class. Cost is \$147 total.

A deposit of \$52 is required on Signup Genius to reserve a seat.

Pay the balance of \$95 directly to the instructor. Cash, check or Venmo accepted. All materials included.



Continued on next page

Continued from previous page

Silversmithing 1.1: Introduction to Silversmithing (FULL)



The first class of the Fundamentals of Silversmithing Course is a five-hour class where the student will create a textured sterling silver ring band. The basics of metalsmithing will be covered, including shop etiquette and safety, how to use jewelry tools, soldering, finishing.

**Click here
to sign up**



- 9 a.m. to 2 p.m. Sept. 14

Cost: \$78* Materials and the use of tools are included in the cost. (*Materials cost is subject to change based on market prices.)

Deposit of \$33 on Signup Genius required to reserve a seat.

Pay the balance of \$45 to the instructor. Students must bring own Optivisor.

Closed-toed shoes required. No loose clothing; long hair must be tied back.

Silversmithing 1.2 class



In the second class of the Fundamentals of Silversmithing Course, the student will make a split-shank ring with a stone in it. This class consists of two four-hour classes.

**Click here
to sign up**



- 9 a.m.-1 p.m. Sept. 28 and Oct. 12

Cost: \$134* Materials and the use of tools are included in the cost, (*Materials cost is subject to change based on market prices.)

Deposit of \$52 on Signup Genius required to save a seat.

Prerequisite: Must have completed Silver 1.1.

Students must bring own Optivisor. Closed-toe shoes required. No loose clothing; long hair must be tied back.

Silversmithing 1.3 class



In the third and final class of the Fundamentals of Silversmithing Course, the student will create a sterling silver pendant featuring a round or oval cabochon. This class consists of two four-hour classes.

**Click here
to sign up**



- 9 a.m.-1 p.m. Oct. 26 and Nov. 9

Cost: \$144* Materials and the use of tools are included in the cost, (*Materials cost is subject to change based on market prices.)

Deposit of \$52 on Signup Genius required to save a seat.

Prerequisite: Must have completed Silver 1.1 and 1.2.

Students must bring own Optivisor. Closed-toed shoes required.

Contact instructor Lisa Miller at meggymoo65@gmail.com or 772-631-1405 for more information about the Fundamentals of Silversmithing Course.

Continued on next page

Continued from previous page

Lapidary Open Shop Reservations

Members who completed the Beginning Cabochon class may use equipment in the Lapidary Shop during Open Shop. You must present your shop pass to the monitor when you sign in. If you do not have a card, ask the monitor or shop foreman for one. If you have previous cabbing experience, but did not take the Beginning Cabochon class, talk to the shop foreman for a Skills Check to get your shop pass. You must be a current member to use club facilities. Cost is \$6 per hour. **PayPal or exact change only.**

Click here
to sign up



Metal Open Shop Reservations

Members who completed the Beginning Silver course may use the Metal Shop during Open Shop hours. You must present your shop pass to the monitor when you sign in. If you do not have a card, ask the monitor or shop foreman for one. If you have previous smithing experience, but did not take the Beginning class, talk to the shop foreman for a Skills Check to get your shop pass. You must be a current member. Cost is \$6 per hour. **PayPal or exact change only.**

Click here
to sign up



Fluorescent minerals

S W C L U O E T I N O T S A L L O W
E V J X D N E T I N O G A R A X Y E
T T U G T U P I T E A R F M A C T V
I E T I L O M E R T V Q L S O I C Z
H H E J I H Y A L I T E D L N J S W
P I L E T I T A P A X B L E B C G D
R X K B E B S E C A F O L C A E M Q
O E S T G T T C S V Y E A C R L O I
M C S F Y I I O A W S L R H Y E A E
O I K P R N D S W P I X J R T S G T
R U D O E A O Q S C O L M Z E T R I
Y Q U J L R F D H U P L L U A I E C
P L Z I B Z I E E L R Q I E Z T L L
F X T J B I L T F C D E M T M E L A
I E U J O O A P E E L L C G E I I C
P Y O P A L K S S P H A L E R I T E
T C I Y D F Z C R U B Y H T A K E E
T E T I N O S H T I M S C C X V J X

To play online or to print out
the puzzle, go to [https://
wordsearchlabs.com/
view/644728](https://wordsearchlabs.com/view/644728)

1. Fluorite 2. Celestite 3. Scapolite 4. Calcite 5. Willemite 6. Selenite 7. Aragonite
8. Sodalite 9. Agrellite 10. Apatite 11. Baryte 12. Cerussite 13. Ruby 14. Chalcedony
15. Hyalite 16. Esperite 17. Opal 18. Pyromorphite 19. Smithsonian 20. Sphalerite
21. Tugtupite 22. Wollastonite 23. Caliche 24. Tremolite

IN CASE YOU MISSED IT

If you weren't there for the September members' meeting, you missed a presentation given by Lyra Solocheck on two ways to help identify rocks: by testing the hardness of a rock using the Mohs' Hardness Scale, and by checking the Specific Gravity. Below are the handouts that might be helpful.


Identifying rocks: Mohs Hardness test

The Mohs Hardness Scale is a convenient way to help identify minerals. A mineral's hardness is a measure of its relative resistance to scratching, measured by scratching the mineral against another substance of known hardness on the Mohs Hardness Scale. This graphic outlines the index minerals and some common objects that are used to determine a mineral's hardness.

This method is especially useful for identifying minerals in the field because you can test minerals against some very common objects (fingernail, a penny, a nail).

The scale is named for its creator, the German geologist and mineralogist Friedrich Mohs.

Source: National Park Service



Identifying rocks: Specific Gravity test

Specific gravity of rocks refers to the ratio of a rock's mass to the mass of an equal volume of water, essentially measuring how much denser a rock is compared to water.

Different rocks have different specific gravity. (See chart below.)

Specific Gravity = (Weight of dry rock) / (Weight of rock suspended in water)

What you need: Paper/pen, calculator, mineral, string or paperclip, container of water, scale.

1. Weigh the specimen (dry) _____grams
2. Place water container on scale and zero it out
3. Suspend mineral in water without touching container, get weight. _____grams
4. Divide #1 with #2 = _____

Gem Mineral	Specific Gravity	Mohs Hardness
Agate	2.60 - 2.65	6.5 - 7
Alexandrite	3.70 - 3.73	8.5
Almandine	4.97	7.5
Amazonite	2.56 - 2.58	6 - 6.5
Amber	1.08	2 - 2.5
Amethyst	2.63 - 2.65	7
Ametrine	2.63 - 2.65	7
Apatite	3.21	5
Aquamarine	2.67 - 2.84	7.5 - 8
Azurite	3.80	3.5 - 4
Calcite	2.71	3
Carnelian	2.82	6.5 - 7
Chalcedony	2.82	6.5 - 7
Charoite	2.66 - 2.68	7 - 7.5
Chrysocolla	2.00 - 2.45	4
Chrysoprase	3.97 - 4.00	6.5 - 7
Citrine	2.65	7
Coral	2.6 - 2.7	2.5 - 3.5
Corundum	4.00	9
Cubic Zirconia	5.60 - 5.90	8.25 - 8.5
Diamond	3.52	10
Emerald	2.71	7.5
Fire Opal	2.00	5.5 - 6.5
Fluorite	3.18	4
Glass	3.15 - 4.20	5.5 - 6.5
Goldstone	2.50 - 2.80	
Heliodor	2.69	7.5
Hematite	5.05	5.5 - 6.5
Howlite	2.53 - 2.59	3.5
Iolite	2.59	7.5
Jadeite	3.34	6.5 - 7
Jasper	2.58 - 2.91	6.5 - 7
Kornerupine	3.32	6.5
Kunzite	3.16 - 3.20	7

Kyanite	3.68	4 - 7.5
Labradorite	2.69	5 - 5.5
Lapis Lazuli	2.80	5.5
Larimar	2.62 - 2.87	5
Malachite	3.80	3.5 - 4
Moissanite	3.17 to 3.24	9.25
Moldavite	2.40	5.5 - 7
Moonstone	2.57	6
Morganite	2.80 to 2.91	7.5
Nephrite	2.90 - 3.04	6.5
Obsidian	2.30 - 2.60	5 - 5.5
Onyx	2.70	6.5 - 7
Opal	2.10	
Pearl	2.71-2.75	2.5 - 3.5
Pearl	2.710	2.5 - 3.5
Peridot	3.34	6.5 - 7
Quartz	2.65	7
Rhodochrosite	3.60	3.5 - 4.5
Rhodolite	3.93 - 4.30	7 - 7.5
Rhodonite	3.60	5.5 - 6.5
Ruby	3.97 - 4.08	9
Sapphire	3.99 - 4.00	9
Sodalite	2.13 - 2.29	5.5 - 6
Spinel	3.60	8
Staurolite	3.70	7 - 7.5
Tanzanite	3.28 - 3.35	6.5 - 7
Thulite	3.10-3.38	6.5 - 7
Tiger eye	2.64 - 2.71	6.5 - 7
Topaz	3.53-3.56	8
Tourmaline	3.02 - 3.26	7 - 7.5
Turquoise	2.80	6
Variscite	2.55	3.5 - 4.5
Zircon	4.5-4.69	7.5
Zoisite	3.10	6.5

Brad's Bench Tips

By Bradford Smith

Tapered reamers

A tool you don't see often these days is a tapered reamer. It's not a tool you'll use everyday, but they're particularly useful for making an irregular hole round or for enlarging a hole to an exact diameter. For example, the small set in the yellow pouch is for holes in the range of 0.3mm to 2.5mm. They are great for sizing a tube to fit a hinge pin. Other times when I'm drilling a hole for riveting and can't find the exact size drill, I simply drill the holes with a slightly smaller bit and enlarge them with a reamer until the wire just fits.

For larger hole sizes in sheet metal up to 14 ga, I really like the reamer with the black handle. It makes quick work of sizing holes from about 3mm to 12mm. You can find them in well-equipped hardware stores.

You may never use the large diameter reamers, but when sawing out a ring from 4mm thick sheet, I found they worked well for rounding and sizing the hole.



"24 Easy Metal Textures" - With No Rolling Mill Required

It details 24 different techniques for adding texture to your jewelry and metal work without the need for heavy equipment like a mill. The techniques make use of more common tools and materials around the shop — like hammers, stamps, punches, and tool bits for the Dremel or Foredom.

Each technique is explained in detail with:

- Description and pictures of the technique
- Procedures for creating the texture
- List of tools and supplies needed
- Options for modifying and personalizing

These methods are both useful and practical. I use them in my own work, and I teach them to others in classes and workshops. What's more is they're practical. None should put a dent in your budget.

Copies are available now at <https://amazon.com/dp/B0BPGPTBNH/>



Smart Solutions for Your Jewelry Making Problems

Click to see all of Brad's books on amazon.com/author/bradfordsmith

CALENDAR

GENERAL CLUB HOURS

Tuesday: 4-8 p.m.

Wednesday: 11 a.m.-2 p.m.

Thursday: By appointment

Saturday: 9 a.m.-1 p.m.



[vecteezy.com](https://www.vecteezy.com)

CLASSES, OPEN SHOP AND EVENTS (Classes and events are in ALL CAPS)

Saturday, Sept. 14, 2024

9a.m. - 5:30p.m. BEGINNING CABO-CHON, Day 1

9a.m. - 1p.m. Club hours

9a.m. - 3p.m. FACETING, Day 1

9a.m. - 1p.m. Metal Open Shop

9a.m. - 2p.m. SILVER 1.1: INTRO TO SILVERSMITHING

Sunday, Sept. 15, 2024

9a.m. - 5:30p.m. BEGINNING CABO-CHON, Day 2

9a.m. - 3p.m. FACETING, Day 2

Tuesday, Sept. 17, 2024

4p.m. - 8p.m. Club hours

4p.m. - 8p.m. Lapidary Open Shop

4p.m. - 8p.m. Metal Open Shop

Wednesday, Sept. 18, 2024

11a.m. - 2p.m. Table Crafts Open Shop

Saturday, Sept. 21, 2024

9a.m. - 1p.m. Club hours

9a.m. - 1p.m. Lapidary Open Shop

9a.m. - 1p.m. Metal Open Shop

Tuesday, Sept. 24, 2024

4p.m. - 8p.m. Club hours

4p.m. - 8p.m. Lapidary Open Shop

4p.m. - 8p.m. Metal Open Shop

Wednesday, Sept. 25, 2024

11a.m. - 2p.m. Table Crafts Open Shop

Saturday, Sept. 28, 2024

9a.m. - 1p.m. Club hours

9a.m. - 3p.m. FACETING, Day 1

9a.m. - 1p.m. Lapidary Open Shop

9a.m. - 1p.m. Metal Open Shop

9a.m. - 1p.m. SILVER 1.2: SPLIT-SHANK RING, DAY 1

Sunday, Sept. 29, 2024

9a.m. - 3p.m. FACETING, Day 2

12p.m. - 4p.m. METAL CLAY: THUMB PRINT RING, DAY 1

Tuesday, Oct. 1, 2024

4p.m. - 8p.m. Club hours

4p.m. - 8p.m. Lapidary Open Shop

4p.m. - 8p.m. Metal Open Shop

Wednesday, Oct. 2, 2024

11a.m. - 2p.m. Table Crafts Open Shop

Saturday, Oct. 5, 2024

9a.m. - 1p.m. Club hours

9a.m. - 1p.m. Lapidary Open Shop

9a.m. - 1p.m. Metal Open Shop

Sunday, Oct. 6, 2024

12p.m. - 4p.m. METAL CLAY: THUMB PRINT RING, DAY 2

Mon Oct. 7, 2024

6:30p.m. - 8:30p.m. TBMSC Board Meeting

Tuesday, Oct. 8, 2024

4p.m. - 8p.m. Club hours

4p.m. - 8p.m. Lapidary Open Shop

4p.m. - 8p.m. Metal Open Shop

Wednesday, Oct. 9, 2024

11a.m. - 2p.m. Table Crafts Open Shop

Saturday, Oct. 12, 2024

9a.m. - 5:30p.m. BEGINNING CABO-CHON, Day 1

9a.m. - 1p.m. Club hours

9a.m. - 1p.m. Metal Open Shop

9a.m. - 1p.m. SILVER 1.2: SPLIT-SHANK RING, DAY 2

Sunday, Oct. 13, 2024

9a.m. - 5:30p.m. BEGINNING CABO-CHON, Day 2

Tuesday, Oct. 15, 2024

4p.m. - 8p.m. Club hours

4p.m. - 8p.m. Lapidary Open Shop

4p.m. - 8p.m. Metal Open Shop

Wednesday, Oct. 16, 2024

11a.m. - 2p.m. Table Crafts Open Shop

Saturday, Oct. 19, 2024

9a.m. - 1p.m. Club hours

9a.m. - 1p.m. Lapidary Open Shop

9a.m. - 1p.m. Metal Open Shop

Tuesday, Oct. 22, 2024

4p.m. - 8p.m. Club hours

4p.m. - 8p.m. Lapidary Open Shop

4p.m. - 8p.m. Metal Open Shop

Wednesday, Oct. 23, 2024

11a.m. - 2p.m. Table Crafts Open Shop

Saturday, Oct. 26, 2024

9a.m. - 1p.m. Club hours

9a.m. - 1p.m. Lapidary Open Shop

9a.m. - 1p.m. Metal Open Shop

9a.m. - 1p.m. SILVER 1.3: PENDANT, DAY 1

Tuesday, Oct. 29, 2024

4p.m. - 8p.m. Club hours

4p.m. - 8p.m. Lapidary Open Shop

4p.m. - 8p.m. Metal Open Shop

Wednesday, Oct. 30, 2024

11a.m. - 2p.m. Table Crafts Open Shop

Friday, Nov. 1, 2024

All day CLUB CLOSED FOR SHOW

Saturday, Nov. 2, 2024

All day CLUB CLOSED FOR SHOW

Saturday, Nov. 2, 2024

9a.m. - 1p.m. Club hours

9a.m. - 1p.m. Lapidary Open Shop

9a.m. - 1p.m. Metal Open Shop

Sunday, Nov. 3, 2024

CLUB CLOSED FOR SHOW

Sunday, Nov. 3, 2024

CLUB CLOSED FOR SHOW

General Membership Meeting Minutes

SEPTEMBER 7, 2024

Tampa Bay Mineral and Science Club

General membership meeting, September 7, 2024

Meeting called to order at 11:42 a.m. by club vice president Lyra Solochek

Minutes from June 1, 2024, general meeting introduced and approved

- **Construction update - Lyra Solochek**
Exterior painting is complete, bathroom renovations are near completion. Installation of doors and cabinets are under way. Floors will be a long-term project. Exterior concrete work for parking spaces should be done in the next few weeks. The goal is to have the project done by the end of 2024.
The door to the lapidary workshop must be widened. That will not take place before 2025.
- **Show update - Greig Lundergan**
The Nov. 2-3 show at the fairgrounds is sold out, with 58 vendors and two club tables.
Greig will contact the concession provider to arrange service for the show. If anyone has requests, contact Greig. Members discussed the possibility of bringing in another vendor for when the concession is closed. Lyra said she will send out an email seeking volunteers to help prepare items to be taken to the show by the movers, in the days prior to the show.
- **T-shirt slogans - Lyra Solochek**
The club is preparing to print new T-shirts. Four possible slogans were brought forward for consideration. The two that received the most support were "Schist happens" and "Never take life for granite."
- **Department updates**
Lapidary - Open shop has been slow, particularly on Tuesdays. There is consideration to offering classes on Tuesday evenings instead.
Faceting - Two classes are scheduled for September. Foreman Tom Dershem is supposed to return soon. There is discussion about offering faceting open shop as more people complete the course.
Silver - Classes have been filled since the introduction of a new format and instructor Lisa Miller.
Metal clay - Classes are resuming with the return of instructor Barbara Rivolta
Table crafts - There is the possibility of a weekend kumihimo class to respond to inquiries showing interest.
- **Club supplies**
The club received donations, including a shop vac, from its Amazon Prime wish list. The list remains on Amazon.
The club got a donation from a family in early September. It included some lapidary equipment and lots of tools.
- **Election**
The board needs a member to volunteer on the election nomination committee. The election is scheduled for late October to right after the show. Open positions are three board member seats, vice president and president. Anyone interested in serving on the nomination committee or seeking one of the board positions should contact board members Christy Gorrow or Kathy Reid.

Continued on next page

Continued from previous page

- **Club logo**
The club is updating its logo to use a more contemporary font, new drawings, color and the year of the club's creation. The transition to the logo will include the new T-shirts and ads for the November show, and also on other club printed materials.
- **Holiday party**
The club will hold a potluck lunch, tailgate, presentation and raffles at the next general membership meeting, scheduled for Dec. 7. The board is seeking volunteers to serve on the holiday committee. Anyone interested in helping to organize the event can contact Peter Favaro or Lyra Solochech.

New business

- With all the work going on in the building, the club is considering implementing monthly work day for volunteers to help keep everything clean and organized. The idea arose about offering incentives such as a free hour of open shop to draw in volunteers. The idea will be directed to the board of directors for discussion.
- The board is looking into having the concrete wall in the parking lot removed. It has received a good price quote, and is considering options.

The meeting adjourned at 12:13 p.m.

.....

Upcoming club shows in Florida

Oct. 19-20: Florida Fossil Hunters; Sanford Civic Center, 401 E. Seminole Blvd., Sanford; Sat. 9-5, Sun. 10-4; \$5/adult; \$1/child; Fossils, rocks, minerals, artifacts, children's area, exhibits, supplies, silent auctions. floridafossilhunters.com

Nov. 2-3: The Tampa Bay Mineral and Science Club 65th Annual Rock, Gem, Jewelry and MORE! show, Florida State Fairgrounds, Tampa, FL. Over 50 vendors offering an assortment of unique slabs, cabochons, beads, gems, jewelry, specimens and more. Kids' section with a sluice, a touch table with rock identification, scavenger hunt and a bean bag toss. Learn how to make jewelry at the in-person make-and-take classes. 10 a.m. to 6 p.m. Saturday, and 10 a.m. to 5 p.m. Sunday. \$10 for adults, \$8 for seniors and military (with ID), free for kids under 10. Parking is free, when you enter through the MLK entrance.

Nov. 9-10: Canaveral Mineral and Gem Society; Melbourne Auditorium, 625 E Hibiscus Blvd, Melbourne, FL; Sat. 10-5, Sun. 10-4; \$5. Under 13 is free. \$1 off

coupon available on website; Finished jewelry, gemstones, minerals, fossils, crystals, jewelry-making supplies, and more. Fun for all ages. Bring the kids to "Bea's Kidz Digs" to experience rock hounding and take home a souvenir. www.canaveral-mgs.com.

Nov. 23-24: Gem and Mineral Society of the Palm Beaches; show and sale; Expo Center East, South Florida Fairgrounds, 9067 Southern Blvd, West Palm Beach, FL. Sat. 9-6, Sun. 10-5; Adults/Seniors one day \$10, two days \$15, Children under 12 are free; The 57th annual Gem, Mineral, Bead, Jewelry and Fossil Show. Features include over 80 dealers offering a wide range of items. Fine jewelry, Southwestern Native American jewelry, bead jewelry, loose beads, rocks and minerals for collecting, loose gemstones, settings, fossils. <https://gmspb.org>

Dec. 6-8—Withlacoochee Rockhounds Annual Show; Veterans Memorial Park, 14333 Hicks Road, Hudson, FL; Fri. 10-5, Sat. 10-5, Sun. 10-4; \$5 for adults. Children under 14 free. withlacoocheerockhounds.com

TBMSC Board Meeting Minutes

SEPTEMBER 9 , 2024

- 6:30 p.m., TBMSC clubhouse
- Members present: Lyra Solochek, Ellen Sisco, Christy Gorrow, Melinda Riddle, Carlo Lucin
- Call in: Katie Day, Kathy Reid
- Call to order 6:32pm

I. Approval of minutes from last meeting. Melinda Riddle moves to approve, Ellen Sisco seconds, and all approve.

II. Treasurer's report

- Linda Collins was not available for this meeting, so she will give us a report next month.

III. Show update

- Status of show payments, 2nd payment made.
- Number of vendors 59+2 club tables.
- Greig Lundergan will be talking to concession
- Volunteers needed. Signup Genius and sign up for volunteers
- Advertising cost of \$1,500 proposed. This did well last show. Should we repeat? New flier 8x10 will be printed. Melinda Riddle motions to approval budget, Christy Gorrow seconds. All approve.

IV. Department updates

- Lapidary open show has been very slow. Possibly turn Tuesday nights into class with 3 or 4 seats for class and remaining for open shop.
- Faceting Jim has a couple classes this month. Tom is coming back to Florida. We will need monitors for those who now qualify for open shop. Possibly leave one machine open for open shop while classes take place.
- Silver: Classes have been full. Everything is going great with feedback and classes.
- Tablecrafts: Possibly do some classes Saturday or another night class.
- Metal Clay: Barbara Rivolta is back and her first class went well in August. Another class is scheduled for end of September.

V. Open issues

- Construction update: Bathroom nearing completion. Double check the new toilet height and door direction.
- Concrete pouring in the back will be done after Peter gets back on the 10th of September, no set date yet due to the concrete company's schedule and the weather.
- Peter has a lead on a trash pickup that might be cheaper than renting a dumpster
- Election: Need two board members plus a club member for nomination committee. Nominations should be finalized by end of September. Election will take place right after the show. Results and swearing in at December Holiday event. Christy Gorrow and Kathy Reid will be on the election committee. Open seats are president, vice president, four board seats. Nominations due end of October and election closes after show.
- Liability release form draft update, motion to hire an attorney to finalize document Motioned by Ellen Sisco, Melinda Riddle seconded and all approved.

VI. New issues

- Raffles during the show. We can sell raffle tickets that could be placed for drawings for our classes. Prizes can include membership/classes for lapidary, faceting and metal. During the show if we get the amount to actually cover the class and maybe a little bit more, we can pull that raffle ticket right then and there and start another for that class. Peter was thinking ticket prices of \$5 each or 5 tickets for \$20. Another idea is to give incentive: If you join the club at the show, get X number of raffle tickets for class. Ellen Sisco motions, Melinda Riddle seconded and all approved.

Continued on next page

- Secondary Raffles: Raffling off some of the equipment that has yet to sell. For those items that are in good working order the price of the tickets could be higher. For example the faceting machine we have for sale we wanted \$600 for it and we could make the tickets say \$20 dollars and regardless of the amount we get by the end of the show we pick the winner and contact them. Ellen Sisco motions, Melinda Riddle seconds and all approved.
 - A couple of donations have come in recently and if there are items we do not need these could be sold at tailgate or the show also. We also received a donation of tools. These need to be organized and inventoried for insurance.
 - Concrete demolition: estimate received. One day of work including removal for just over \$5,000. We will need volunteers to clean and move rocks from the rock pile. Ellen Sisco moves to approve the concrete work, Melinda Riddle seconds, all approved.
 - Committee needed to organize Christmas Party which will be December 7. We need to set up raffle items, organize a prettiest stone/piece contest. We will have a tailgate and Thomas Esmont will do a presentation. FolloWednesday, by a short meeting and holiday potluck. We will also swear in the election winners.
 - Monthly volunteer work day suggested to keep up with maintenance and cleaning. Whiteboard checklist, sign up, to-do list.
 - Logo approval. Start using on rolling basis Melinda Riddle moves to make logo official, Ellen Sisco seconds. One dissent. Discussion followed. Melinda and Ellen withdraw motions. More discussion regarding logo, will rework and circle back.
 - Chuck Bruce guest instructor proposal February. Two class options,
 - T-shirt votes from general meeting. Top 3 designs for shirts and stickers, will use old logo for now.
 - Melinda Riddle moves to adjourn, Ellen Sisco seconds, all approve.
 - 8:11pm
-

ELECTED OFFICERS AND BOARD MEMBERS OF THE TBMSC

Officers

Peter Favaro, President*
Lyra Solochech, Vice President*
Linda Collins, Treasurer
Katie Day, Secretary

Board Members

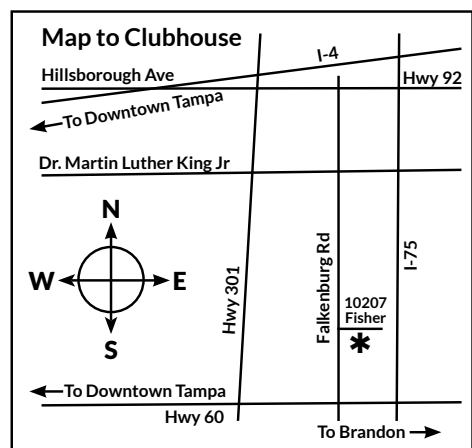
Seat 1: Christy Gorrow
Seat 2: Aurora Aguilar*
Seat 3: Ellen Sisco
Seat 4: Carlo Lucin*
Seat 5: Kathy Reid
Seat 6: Melinda Riddle*

*Seats up for election this fall

Tampa Bay Mineral and Science Club, Inc. Membership Application

*Mandatory fields

Adult 1 Name*	Email*	Birth month
Adult 2 Name*	Email*	Birth month
Child (under 18)		Birth month
Child (under 18)		Birth month
Child (under 18)		Birth month
Address		
City	State	ZIP
Preferred form of contact*		Are you willing to receive your monthly newsletter by Email?
<input type="checkbox"/> Email <input type="checkbox"/> Text <input type="checkbox"/> Phone		<input type="checkbox"/> Yes <input type="checkbox"/> No
I hereby apply for membership for myself and others listed above, and agree not to hold any claims against the club.*		Referred by:
Signature		Date



Annual dues (January 1-December 31): \$40 individual, \$20 for each additional adult in the household, and \$4 for each child under 18.
Multi-year membership: \$140 individual for 4 years, \$70 per additional adult in household for 4 years
Lifetime membership: \$500 individual, \$250 per additional adult in household.

Make checks payable to "TBMSC" and mail with this application to 10207 Fisher Avenue, Tampa, FL 33619, or drop it off at the club house when you visit.

Clubhouse: 10207 Fisher Avenue, Tampa, FL 33619
Phone: (813) 684-2039
Website: www.tampabayrockclub.org
Regular membership meetings: 1st Saturday of Mar, June, Sept. and Dec.
Board meetings: 1st Monday of each month, 6:30 p.m.
Monthly Newsletter: The Coral Geode

The Tampa Bay Mineral and Science Club is a non-profit organization for the charitable and educational purposes of associating persons who are interested in natural science to work together as an organization in the gathering, displaying, and studying of rocks, shells, jewelry arts, and any kind of scientific objects of interest to the individual and the organization and to promote community interest in these subjects.

For Club Use

Cash or Check #	Amount	Receipt Done	Cards Done	Added to Mbr List	
-----------------	--------	--------------	------------	-------------------	--