



# THE CORAL GEODE

---

JULY 2024

## IN THIS ISSUE

Clubhouse Makeover, **1**

Lapidary, **2**

New Members, **2**

Metal Shop, **3**

Metal Clay, **5**

Table Crafts, **5**

Instructors List, **5**

Faceting, **6**

Class Sign-ups, **7**

Equipment for Sale, **9**

Bench Tips, **10**

Calendar, **11**

Rockhounding  
Resources, **12**

Board Minutes, **13**

## ABOUT OUR CLUB



**Address:**  
10207 Fisher Ave.,  
Tampa, FL 33619



**Email:**  
[info@tampabayrockclub.org](mailto:info@tampabayrockclub.org)



**Phone:**  
(813) 684-2039



**Website:**  
[tampabayrockclub.org](http://tampabayrockclub.org)



**Calendar**



## FRESH MAKEOVER FOR THE CLUBHOUSE

With a fresh coat of exterior paint, the clubhouse is looking better than ever. It really stands out as you're driving up Fisher Avenue. Even the casting shed got a coat of the teal paint. Come check it out!



## LAPIDARY

### Cabochon class schedule posted

If you're interested in turning rocks into beautiful cabochons to be used in jewelry, learn how to do some cabbing. Our next Beginning Cabochon class is set for July 13-14. This is a two-day workshop, from 9 a.m. to 5:30 p.m. each day. There are still seats open. Enroll at Signup Genius.

The next dates are:

- **Aug. 10-11**
- **Sept. 14-15**
- **Oct. 12-13**
- **Nov. 16-17**



Please, please, please, make sure that when you are using the using the cabbing machines to take care of them by sweeping the stone across the entire width of the wheel and not just one area. We have multiple wheels that have been worn only in the middle and the edges are basically brand new. This uneven wear is unnecessary if everyone takes his or her time and uses good techniques.

Also, when you're done with your stone, make sure you take the wax off the dopstick. Please don't just leave the waxed dops in the bin. Get them prepped for the next person to use. We also seem to have the dops walk away. Please do not take the club's dops home with you. You're welcome to bring your own.




### Won't you help out the club at Amazon Prime Day?

Tampa Bay Mineral and Science Club is a non-profit organization. Any donation will be helpful in keeping the club going. While you're shopping for deals on Amazon Prime Days (July 16-17), won't you consider getting something from our Amazon wishlist? Here is the link to the list:

[tinyurl.com/ux4ww4ya](https://www.tinyurl.com/ux4ww4ya)

Donations to our club are tax-deductible, and the club can supply a donation letter/receipt. Ask one of the officers for more information.



### 2025 election is around the corner

Yes, it's still only July, but it's time to start thinking about the next leadership election for 2025. Nominations will be accepted at the next General Members meeting.

Seats opening up are:

- President
- Vice President
- 3 seats on the board of directors

If you are interested in running for any of these seats, please send an email to [tampamineral@gmail.com](mailto:tampamineral@gmail.com) with "Election" in the subject line.

If you want to know more about being on the leadership team, ask any of the current officers or board members.

## METAL SHOP

# The Fundamentals of Silversmithing

The Tampa Bay Mineral & Science Club (TBMSC) offers a series of three classes in The Fundamentals of Silversmithing Course. Each class in the course is designed to teach a certain set of skills that build upon those skills taught in the previous class, so that by the end of the three-class course a student with absolutely no experience in silversmithing will have the skills needed to be able to set up their own home shop and begin creating jewelry on their own and/or come into the club and use the club's Metal Shop facilities during Open Shop (times where there are no structured classes). No prior experience needed.

**Please note:** All materials and the use of tools needed to complete each project are included in the cost of the course EXCEPT the following:

- Cabochons (finished stones) for the second and third classes.
- Optivisor

Students are responsible for providing their own stones, and all students must bring an Optivisor. Optivisors may be purchased through Amazon.

### NEXT CLASS – SILVER 1.2:

9 a.m.-1 p.m. Saturday, July 6-7 and July 16-17. Class registration needs to close the Thursday before each class so Lisa can get a head count and make preparations. The total cost for this class is \$65. The cost includes materials, instructor fee and shop fees. (The materials fee is subject to change based upon the market price of silver). The total cost of the class must be paid prior to the start of the course and is payable as follows:

- \$24 for shop fee payable to the Tampa Bay Mineral & Science Club. The payment can be made by check or via Paypal at [tampabaymineral58@gmail.com](mailto:tampabaymineral58@gmail.com).
- \$41 to Lisa Miller, payable by personal check or PayPal to [meggymoo65@gmail.com](mailto:meggymoo65@gmail.com).



### YOU MUST BE A TBMSC MEMBER TO TAKE CLASSES.

For more information or to sign up for a class, contact Lisa Miller at [meggymoo65@gmail.com](mailto:meggymoo65@gmail.com) or 772-631-1405.

## SURVEY

Please click on the link below and fill out this survey about silversmithing classes.


<https://forms.gle/6bEf56eWpUsgbpdM9>



## METAL SHOP

# Intro to silversmithing

The Fundamentals of Silversmithing course is in full gear, starting with Silver 1.1. Instructor Lisa Miller showed students the basics of silversmithing and helped them create a textured sterling silver ring band.



## TABLE CRAFTS

# Get crafty on Wednesdays

Table Crafts has moved to 10 a.m.-1 p.m. Wednesdays. These open sessions are \$3.50 per hour or \$10 for three hours.

This week, we had a Peyote stitch class to make small ornaments out of beads.

Below are some examples of the 3D Peyote ornaments created by Colleen Ross.

Contact Christy Gorrow at cgorrow@juno.com if you're interested in this, or other table craft classes, including viking knit and kumihimo.

— Christy Gorrow




## METAL CLAY



# Coming soon: Metal clay classes

Great news! Metal instructor Barbara Rivolta is planning to resume metal clay classes at the club. We are getting the classroom set up and will be announcing a schedule very soon, with classes starting as early as next month.

Look for an announcement soon in the Geode and via club email.



## INSTRUCTOR LIST

### Linda Collins

LCollins1953@gmail.com  
Cold Connections, Wire Wrapping,  
Lapidary, Silver, Metal Shop foreman

### Tom Dershem

rocky1375@verizon.net  
Faceting, Faceting Shop Foreman

### Peter Favaro

hawk\_doc@hotmail.com  
Faceting, Lapidary, Lapidary Shop  
Foreman

### Christy Gorrow

cgorrow@juno.com  
Beading, Kumihimo, Viking Knit

### Jim Kammel

jmkammel@gmail.com  
Faceting

### Lisa Miller

meggymoo65@gmail.com  
Silver

### Barbara Rivolta

barbara.rivolta@gmail.com  
Metal Clay, Fused Glass,  
Enameling

### Lyra Solochek

lyrasolochek@gmail.com  
Lapidary



## FACETING

# From rough to gems



If you'd like to learn how to cut rocks into beautiful gemstones, the next available classes have been posted for July:

- **July 6-7**
- **July 27-28.**

These are two-day classes, part of a three-part series on cutting faceted stones. The following topics will be covered:

- Choosing cutting material
- Stone dopping
- Facet cutting
- Transferring a stone
- Facet polishing
- Proper operation and care of a faceting machine.

Each student will complete a minimum of one stone. Cost: \$210 Cutting material, shop and instructor fees are included. Deposit required to save a seat. Students must bring own OptiVisor. Closed-toe shoes required. No loose clothing; long hair must be tied back. Contact Jim Kammel for more information.



## A gathering of like minds at this free NC event

If you're getting serious about faceting, a trip to the annual Faceting Symposium held in Franklin, North Carolina, is well worth it. The event will have many presentations from notable faceters, demonstrations, vendors selling high-quality rough and faceting laps, and even a pizza party and contest.

The symposium will take place July 25-27 at The Factory. Best of all, the event is free!

Also, membership to the United States Faceting Guild is only \$18 a year. You get access to the guild's website with forums, designs, and the annual competition. For more information, go to [usfacetersguild.org](http://usfacetersguild.org)

Here is the schedule for the symposium:

### THURSDAY

Sales area open (9 a.m.-6 p.m.)

**9:30a** Welcome Session and what you need to know for the event

**10:30a** Selecting Rough presented by Peter Torraca.

**12p** Charging Metal Laps presented by Roger Dery.

**2p** From Hobby to Business presented by Mark Oros. (Zoom)

**3p** Cutting with Copper / Metal Laps presented by John Campbell.

**4p** Concave Faceting presented by Larry Mattos.

**8a-5p** Faceting Class presented by Tom Mitchell. The faceting class is only for those who pre-registered and signed up.

### FRIDAY

Sales Area Open (9a-5:30p)

**9a** Introduction to Gem Cut Studio presented by John Campbell.

**10a** Dopping with Wax presented by Roger Dery.

**11a** Tour of Hashnu Stones & Gems presented by Mark Oros. (Zoom)

**12p** Lunch Break or Spend Time in the Sales Area.

**1p** Orienting For Color presented by Peter Torraca.

**3p** A Faceting Journey: Tips & Tricks for Faceters of All Levels presented by Dan Lynch.

**4p** Open General Faceting Discussion with Roger, Peter, Dan.

**5:30p** Enter stones for the Prettiest Stone Contest.

**6p** Prettiest Stone Contest & Pizza Party.

### SATURDAY

Sales Area Open (9a-4p)

**9a** Intermediate Gem Cut Studio presented by John Campbell.

**10a** Concave Faceting Live presented by Larry Mattos.

**12p** 21st Century Jam. Peg Cutting presented by Justin Prim. (Zoom)

**1p** A word from our president with Kell Hymer.

**2p** Drawing for Raffle Prizes.

**3p** Final Sales Hour.

## CLASS AND OPEN SHOP SIGNUPS

### Beginning Cabochon class



Here are dates for upcoming classes, from 9 a.m.-5:30 p.m. each day:

- July 13-14
- Aug. 10-11
- Sept. 14-15
- Oct. 12-13
- Nov. 16-17

This is a two-day workshop covering the basics of turning slabs of rocks into polished pieces.

The cost of the class is \$230, which includes materials, instructor fees and shop time. A deposit of \$130 is required to save a spot, and the balance of \$100 should be paid to the instructor the day of the class.

You must wear closed-toed shoes. Bring a waterproof apron, an Optivisor, a large towel and lunch.

**Click here  
to sign up**



### Beginning Faceting class



Here are dates for upcoming faceting classes:

- July 6-7, 9 a.m.-3 p.m. (full)
- July 27-28, 9 a.m.-3 p.m.

This is a two-day introductory class on cutting faceted gemstones (transparent stones similar in appearance to diamonds). The following topics will be covered in the class: Choosing cutting material, stone dopping, facet cutting and polishing, transferring a stone.

Students will also be taught the proper operation and care of a faceting machine. Each student will complete one stone.

Cost is \$210 total, which includes materials, instructor fee, club shop time and use of machines. A deposit of \$110 is required to reserve a seat. The balance of \$100 should be paid directly to the instructor on the first day of class.

Each student should have his/her own Optivisor to closely examine the stone during the cutting process. These are available on Amazon or Harbor Freight.

**Click here  
to sign up**



### Silversmithing 1.2 class



In the second class of the Fundamentals of Silversmithing Course, the student will make a split-shank, ring with a stone in it. This class consists of two four-hour classes. Dates:

- July 6-7, 9 a.m.-1 p.m. each day
- July 16-17, 9 a.m.-1 p.m. each day

Cost: \$134\* Materials and the use of tools are included in the cost, (\*Materials cost is subject to change based on market prices.) Deposit of \$52 required to save a seat. **Prerequisite: Must have completed Silver 1.1.** Students must bring own Optivisor. Closed-toe shoes required. No loose clothing; long hair must be tied back. Contact Lisa Miller for more information.

**Click here  
to sign up**



Continued on next page

Continued from previous page

## Silversmithing 1.3 class



In the third and final class of the Fundamentals of Silversmithing Course, the student will create a sterling silver pendant featuring a round or oval cabochon. This class consists of two four-hour classes.

Aug. 3-4, 9 a.m.-1 p.m. Saturday, 10 a.m.-2 p.m. Sunday

Cost: \$144\* Materials and the use of tools are included in the cost, (\*Materials cost is subject to change based on market prices.) Deposit of \$52 required to save a seat.

**Prerequisite: Must have completed Silver 1.1 and 1.2.** Students must bring own Optivisor.

Closed-toed shoes required. Contact Lisa Miller for more information.

**Click here  
to sign up**



## Lapidary Open Shop Reservations

Members who completed the Beginning Cabochon class may use equipment in the Lapidary Shop during Open Shop. You must present your shop pass to the monitor when you sign in. If you do not have a card, ask the monitor or shop foreman for one. If you have previous cabbing experience, but did not take the Beginning Cabochon class, talk to the shop foreman for a Skills Check to get your shop pass. You must be a current member to use club facilities. Cost is \$6 per hour.

**PayPal or exact change only.**

**Click here  
to sign up**




## Metal Open Shop Reservations

Members who completed the Beginning Silver course may use the Metal Shop during Open Shop hours. You must present your shop pass to the monitor when you sign in. If you do not have a card, ask the monitor or shop foreman for one. If you have previous smithing experience, but did not take the Beginning class, talk to the shop foreman for a Skills Check to get your shop pass. You must be a current member. Cost is \$6 per hour. **PayPal or exact change only.**

**Click here  
to sign up**



## WIRE WRAPPING CLASS IN MAY





# EQUIPMENT FOR SALE

This space is for the club and members to post equipment they have for sale. Members may post with a \$10 donation to the club per listing. Email information about your item to [tampamineral@gmail.com](mailto:tampamineral@gmail.com) with a subject line of EQUIPMENT FOR SALE. Include photos, a short description, price and your contact information. Make a payment by cash, check or PayPal. Your listing will appear in the next Geode newsletter after payment is received.




## Used 4-inch trim saw \$150 obo

This was a donation to the club. The single-speed saw shows no brand name, but is an older unit. It comes with a blade, splash guard, on/off switch. The blade guard needs adjusting. Great for trimming slabs and faceting rough. For more information, contact the club at [tampamineral@gmail.com](mailto:tampamineral@gmail.com).



## Used Graves Mark IV \$600

This is a used Graves faceting machine. It comes with a transfer block, index wheels, 45-degree adapter, one dop, and alcohol lamp. But no other dops or plates. For more information, contact the club at [tampamineral@gmail.com](mailto:tampamineral@gmail.com).



## Kingsley North arbor \$100 or best offer

Stainless steel arbor for a six-inch six-wheel cabbing setup with a built-in water system. No motor or wheels. Needs new bearings. For more information, contact the club at [tampamineral@gmail.com](mailto:tampamineral@gmail.com).

*DISCLAIMER: Transactions are between the seller and the buyer. The Tampa Bay Mineral and Science Club is in no way responsible for any loss or damage incurred in the sale process, nor will the club mediate any transactions. Members are responsible for doing their own research on items sold.*

# Brad's Bench Tips

By Bradford Smith

## Versatile sanding disks

One of the flexshaft tools that saves so much time is the snap-on sanding disk. I mainly use the medium and fine grits but sometimes like the very fine ones that are sold for working with platinum.

Ordinarily, you'd think of placing the disk on the mandrel with the grit side facing away from your hand, but notice that you end up with your elbow up in the air. Instead, try flipping the disk so that the grit side is towards your hand. It's a much more comfortable position because the elbow is down near your side, and it lets me hold the work up close where I have a better view of what I'm sanding.

I use these snap-on disks so frequently that I keep multiple mandrels with different grits already mounted in the bur stand. Some mandrels have the grit facing out and some facing in.



## Easier prong setting

When setting stones in a prong mount, the tool is less likely to slip off the prong if you grind a shallow groove into its face or rough up the face a bit with sandpaper. Some folks prefer a prong pusher for doing this, and others like a set of pliers with a slight groove on one jaw.

The easiest way to create a slot on the pusher is with a file, and the quickest way to create a slot on one jaw of your pliers is with a Sept. arating disc. Then do a rough polish on the slot with a medium grit, knife-edge silicone wheel.

## "24 Easy Metal Textures" - With No Rolling Mill Required

It details 24 different techniques for adding texture to your jewelry and metal work without the need for heavy equipment like a mill. The techniques make use of more common tools and materials around the shop — like hammers, stamps, punches, and tool bits for the Dremel or Foredom.

Each technique is explained in detail with:

- Description and pictures of the technique
- Procedures for creating the texture
- List of tools and supplies needed
- Options for modifying and personalizing

These methods are both useful and practical. I use them in my own work, and I teach them to others in classes and workshops. What's more is they're practical. None should put a dent in your budget.

Copies are available now at <https://amazon.com/dp/B0BPGPTBNH/>



## Smart Solutions for Your Jewelry Making Problems

Click to see all of Brad's books on [amazon.com/author/bradfordsmith](https://amazon.com/author/bradfordsmith)

## CALENDAR

### GENERAL CLUB HOURS

Tuesday: 3-8 p.m.

Wednesday: 10 a.m.-1 p.m.

Thursday: By appointment

Saturday: 9 a.m.-1 p.m.



[vecteezy.com](https://www.vecteezy.com)

### CLASSES, OPEN SHOP AND EVENTS (Classes and events are in ALL CAPS)

#### Saturday July 6, 2024

9 a.m. BEGINNING FACETING  
9 a.m. Lapidary Open Shop  
9 a.m. SILVER 1.2, DAY 1

#### Sunday July 7, 2024

9 a.m. BEGINNING FACETING  
9 a.m. SILVER 1.2, DAY 2

#### Tuesday July 9, 2024

2 p.m. Metal Open Shop  
4 p.m. Lapidary Open Shop

#### Wednesday July 10, 2024

10 a.m. Table Crafts Open Shop

#### Saturday July 13, 2024

9 a.m. BEGINNING CABOCHON, Day 1  
10 a.m. Metal Open Shop

#### Sunday July 14, 2024

9 a.m. BEGINNING CABOCHON, Day 2

#### Tuesday July 16, 2024

9 a.m. SILVER 1.2, DAY 1  
2 p.m. Metal Open Shop  
4 p.m. Lapidary Open Shop

#### Wednesday July 17, 2024

9 a.m. SILVER 1.2, DAY 2  
10 a.m. Table Crafts Open Shop

#### Saturday July 20, 2024

9 a.m. Lapidary Open Shop  
10 a.m. Metal Open Shop

#### Tuesday July 23, 2024

2 p.m. Metal Open Shop  
4 p.m. Lapidary Open Shop

#### Wednesday July 24, 2024

10 a.m. Table Crafts Open Shop

#### Saturday July 27, 2024

9 a.m. BEGINNING FACETING, Day 1

9 a.m. Lapidary Open Shop  
10 a.m. Metal Open Shop

#### Sunday July 28, 2024

9 a.m. BEGINNING FACETING, Day 2

#### Tuesday July 30, 2024

2 p.m. Metal Open Shop  
4 p.m. Lapidary Open Shop

#### Wednesday July 31, 2024

10 a.m. Table Crafts Open Shop

#### Saturday Aug. 3, 2024

9 a.m. Lapidary Open Shop  
10 a.m. Metal Open Shop

#### Monday Aug. 5, 2024

6:30p.m. TBMSC BOARD MEETING

#### Tuesday Aug. 6, 2024

2 p.m. Metal Open Shop  
4 p.m. Lapidary Open Shop

#### Wednesday Aug. 7, 2024

10 a.m. Table Crafts Open Shop

#### Saturday Aug. 10, 2024

9 a.m. Lapidary Open Shop  
10 a.m. Metal Open Shop

#### Tuesday Aug. 13, 2024

2 p.m. Metal Open Shop  
4 p.m. Lapidary Open Shop

#### Wednesday Aug. 14, 2024

10 a.m. Table Crafts Open Shop

#### Saturday Aug. 17, 2024

9 a.m. Lapidary Open Shop  
10 a.m. Metal Open Shop

#### Tuesday Aug. 20, 2024

2 p.m. Metal Open Shop  
4 p.m. Lapidary Open Shop

#### Wednesday Aug. 21, 2024

10 a.m. Table Crafts Open Shop

#### Saturday Aug. 24, 2024

9 a.m. Lapidary Open Shop  
10 a.m. Metal Open Shop

#### Tuesday Aug. 27, 2024

2 p.m. Metal Open Shop  
4 p.m. Lapidary Open Shop

#### Wednesday Aug. 28, 2024

10 a.m. Table Crafts Open Shop

#### Saturday Aug. 31, 2024

9 a.m. Lapidary Open Shop  
10 a.m. Metal Open Shop

#### Monday Sept. 2, 2024

Labor Day holiday

#### Tuesday Sept. 3, 2024

2 p.m. Metal Open Shop  
4 p.m. Lapidary Open Shop

#### Saturday Sept. 7, 2024

9 a.m. TAILGATE  
11:30 a.m. MEMBERS QUARTERLY MEETING

#### Monday Sept. 9, 2024

6:30p.m. TBMSC BOARD MEETING



## Hurricane names if created by a rockhound

O H J L R A I C S A P P H I R E J  
D B O F H Y D V H N Q A H C C C T  
N E S W K W R Y R A A H I S V E Y  
O R A L L U N D Z M L Z A P O T U  
C Y E C B I S C E T E C C Z I P T  
R L M Y I H T T H T R M E Z I E X  
I W E W Y M H E I S D A I D N V E  
Z A R K O Y U H I V R D U R O A V  
E V A I S P T P E D N P A Q O N Y  
T E L T G N A C S O B G A X U A Y  
I L D H A L Z L M T Z Y N R E D D  
R L I X E V M A Q O Q H Q A D I L  
Y I K Y A N I T E R P L B I A N M  
P T Z O T D E T I R O U L F J I V  
A E J R N E P H R I T E K L L T J  
T U U N A K I T E I O L I T E E H  
Q K A X Y O O P E R L I T E X N V

1. amethyst   2. beryl   3. chalcedony   4. diamond   5. emerald   6. fluorite   7. garnet   8. howlite  
9. iolite   10. jade   11. kyanite   12. lapis   13. mica   14. nephrite   15. opal   16. pyrite  
17. quartz   18. ruby   19. sapphire   20. topaz   21. unakite   22. vanadinite   23. wavellite  
24. xanthite   25. zoisite   26. zircon

To play online or to print out the puzzle, go to <https://wordsearchlabs.com/view/593970>.



## Rockhounding resources

Here are some websites that offer great information about rockhounding in Florida.

[Florida Rockhounding Location Guide & Map](#)

[How To Find Rocks rockhounding guide in Florida](#)

[Obtaining fossil permits in Florida](#)

[Gator Girl Rocks: America's Best Rockhounding Resource](#)

Additionally, the [Tampa Bay Fossil Club](#) hosts fossil-hunting field trips. Go to their website for more information.

# TBMSC Board Meeting Minutes

JULY 1 , 2024

Members present: Katie Day, Lyra Solochech, Kathy Reid, Melinda Riddle, Ellen Sisco, Linda Collins (call in).

Non-members present: Aurora Aguilar

Call to order: 6:30 p.m. Meeting conducted by Lyra Solochech, vice president

Motion to approve June minutes by Melinda Riddle, seconded by Ellen Sisco, and approved by all.

Replacement for open board seat

- Introduction of Aurora Aguilar member
- Nominated by Lyra Solochech and seconded by Ellen Sisco.

Executive Session called 6:35 p.m.

End executive meeting: 6:37 p.m.

Vote on appointment Lyra brings up for vote, all approve. Aurora will be sworn in at the next meeting.

Treasurer's report given by Linda Collins

- Checking account balance will reflect savings deposit in July, not in June.
- ADT overcharge issues still pending
- PayPal transfers over \$3,000. Of which, 3 vendors have now paid for show.
- 12 check deposits for show
- All fire extinguishers updates are paid
- InstaInk still an issue and not receiving ink
- (Side issue change debit payments to bank/ach withdrawals)
- Melinda Riddle moves to approve treasurer's report, Ellen Sisco seconds, and all approve.

Old business:

- Construction/painting update, painter should be paid up. The work is completed.
- Fire inspection update, initially failed, as of today everything replaced and we have passed the followup inspection.
- New smoke detectors are installed.
- New fire signs will go back up after painting is done
- Fire extinguisher tags will need to be signed off every month. Ellen Sisco volunteered to to this.
- Need SOP for dealing with annual inspection plus the monthly sign off for extinguishers. (Ellen Sisco volunteered to sign off.)
- No update on outsourced class. Still need to observe one of their classes before decision is made.
- Insurance update. Need information to fill out forms. Peter needs to fill out forms when he's back in town.
- Trailer needs to be looked over still may want to talk new purchase instead, shelving needs to be postponed until other construction finishes.

Continued on next page

**Continued from previous page**

**Department updates:**

- Lapidary: one machine temporarily down, next class 3 students July 13-14. Ellen still slabbing multiple days a week. Big saw is still down, needs motor bearings replaced.
- Metal: Lots of students for Silver 1.1. Silver 1.2 and 1.3 are coming up. These are two-day classes of four hours each.
- Faceting: Two sessions scheduled for July. Jim is taking August off.
- Tablecrafts: on Wednesdays.
- Metal Clay: Instructor Barbara Rivolta is willing to teach one class a month starting soon. Sandy Fandetti will assist. Contingent on the classroom area being cleared and set up. Metal Clay kiln is malfunctioning, needs repair or replacement. Ellen Sisco moves to budget for a new kiln, Linda Collins seconds, all approve up to \$1500 if we can't repair what we have.

**Show Updates:**

- 59 spots are available for the Fall Show. 40 are already filled. Waiting on responses from 15 to 20 interested. Reminder for contracts by July 13, then will open it up to new vendors.
- Discussion on where members tables will be
- Concerns raised about noise/traffic near the kids area. Ask Greig about layout.

**New business**

- Amazon Prime Day is July 16-17. Let's get a wish list up so people can donate/purchase for the club.
- Plates donated from Greig. Try to sell some at next tailgate with some examples of finished products to show.
- Marketing efforts: Aurora's college senior project is based on work for the club. Looking at possibilities to update and modernize the club logo. Brochure update possibility should be ready next meeting.

Move to adjourn by Melinda Riddle and seconded by Ellen Sisco, approved by all.

---

**ELECTED OFFICERS AND BOARD MEMBERS OF THE TBMSC**

**Officers**

Peter Favaro, President  
Lyra Solochech, Vice President  
Linda Collins, Treasurer  
Katie Day, Secretary

**Board Members**

Aurora Aguilar  
Christy Gorrow  
Carlo Lucin  
Ellen Sisco  
Kathy Reid  
Melinda Riddle



## 2024 June Treasurer's Report

	CHECKING		SAVINGS
Beginning Balance:	\$ 47,695.25		\$ 32,111.16
Ending Balance:	\$ 48,399.01		\$ 32,111.95
Income/Expenses:	<u>\$ 703.76</u>	Interest	<u>\$ 0.79</u>

### Income: Paypal, Sign-up Genius, Weekly Club Income, Mmbrshp Renewal

Sign-up Genius	\$ 821.80
Deposits - Show & Classes	\$ 7,554.50
	<u>\$ 8,376.30</u>

### June Expenses

T-Mobile Co. Phone	\$ 124.35
Amazon Purchase - Metal Shop	\$ 172.16
Company Utilities	\$ 23.18
ADT Security Services ?	
HP Insta Ink	\$ 15.04
Teco (June)	\$ 184.46
Sign-up Genius	\$ 59.99
	<u>\$ 579.18</u>

### Other - Expenses (cks issued)

Alejandro Reyes-lawn care-June		Check issued still outstanding
Lyra Solochech - June Geode Editor	\$ 150.00	
Pye-Barker (Inspection-Fire Extinguishers)	\$ 98.91	
Pye-Barker (Update-Fire Extinguishers)	\$ 557.40	
Amazon - Fire Signs for Bldg, Smoke detectors	\$ 82.88	
Temple Terrace ACE - Lock & Chain Side Gate	\$ 27.03	
Amazon - combination Padlock Main Gate	\$ 27.14	
Mitchell Jewellry Studio(refund April Show)	\$ 750.00	
	<u>\$ 1,693.36</u>	

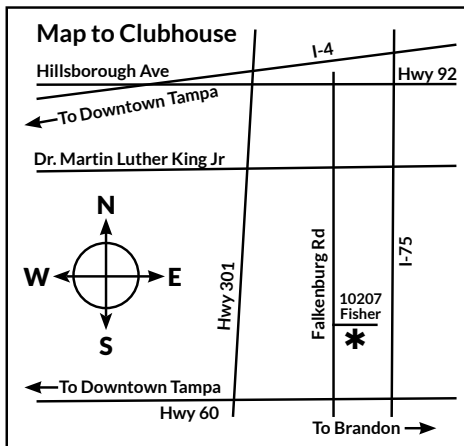
### Building Maintenance Expense

Wthdrwl-Painting- TB Pro Painting LLC	\$ 3,400.00
Wthdrwl-Painting- TB Pro Painting LLC	\$ 2,000.00
	<u>\$ 5,400.00</u>

## Tampa Bay Mineral and Science Club, Inc. Membership Application

\*Mandatory fields

Adult 1 Name*	Email*	Birth month
Adult 2 Name*	Email*	Birth month
Child (under 18)		Birth month
Child (under 18)		Birth month
Child (under 18)		Birth month
Address		
City	State	ZIP
Preferred form of contact*		Are you willing to receive your monthly newsletter by Email?
<input type="checkbox"/> Email <input type="checkbox"/> Text <input type="checkbox"/> Phone		<input type="checkbox"/> Yes <input type="checkbox"/> No
I hereby apply for membership for myself and others listed above, and agree not to hold any claims against the club.*		Referred by:
Signature		Date



**Annual dues (January 1-December 31):** \$40 individual, \$20 for each additional adult in the household, and \$4 for each child under 18.  
**Multi-year membership:** \$140 individual for 4 years, \$70 per additional adult in household for 4 years  
**Lifetime membership:** \$500 individual, \$250 per additional adult in household.

Make checks payable to "TBMSC" and mail with this application to 10207 Fisher Avenue, Tampa, FL 33619, or drop it off at the club house when you visit.

**Clubhouse:** 10207 Fisher Avenue, Tampa, FL 33619

**Phone:** (813) 684-2039

**Website:** [www.tampabayrockclub.org](http://www.tampabayrockclub.org)

**Regular membership meetings:** 1st Saturday of Mar, June, Sept. and Dec.

**Board meetings:** 1st Monday of each month, 6:30 p.m.

**Monthly Newsletter:** The Coral Geode

The Tampa Bay Mineral and Science Club is a non-profit organization for the charitable and educational purposes of associating persons who are interested in natural science to work together as an organization in the gathering, displaying, and studying of rocks, shells, jewelry arts, and any kind of scientific objects of interest to the individual and the organization and to promote community interest in these subjects.

For Club Use

Cash or Check #	Amount	Receipt Done	Cards Done	Added to Mbr List	
-----------------	--------	--------------	------------	-------------------	--