



THE CORAL GEODE

APRIL 2022

IN THIS ISSUE

President's message, [1](#)

Spring Show, [2](#)

Next tailgate, club meeting and potluck, [3](#)

Upcoming classes, [4](#)

Instructor list, [4](#)

Lapidary Corner, [8](#)

Instructor Spotlight, [8](#)

Upcoming shows in Florida, [2](#)

Precious Metal Clay, [10](#)

Metal Shop, [12](#)

Pine Needle, [13](#)

Rockhounding resources, [13](#)

Brad's Bench Tips, [14](#)

April Board Meeting minutes, [15](#)

ABOUT OUR CLUB

Address: 10207 Fisher Ave., Tampa, FL 33619

Website: tampabayrockclub.org

Email: info@tampabayrockclub.org

Phone: (813) 684-2039



More photos from the show, [Pages 2-3](#)

President's message

By Gerri Lundergan

Playing in the background is "Ain't No Stopping Us Now."

What a Spring Show!!!

We broke every club show record for attendance, vendors, and sales.

Numbers are still being tallied, but early numbers are we had about 2,400 bodies in the door including kids. We had 52 vendors for over 200 tables and sold out of 200 sluice bags in the kids area. All of this was inside the 39,000-square-foot State Fairgrounds Special Event Center. Yes – we filled both sides of the building.


Words cannot express my gratitude to all our volunteers – without you none of this could happen.

Next on our club agenda is our June Tailgate/Members Flea Market and Club Meeting on June 4 starting at 9 a.m. More on that on [Page 4](#).

Lots of upcoming classes and workshops areas in the planning.

We have had numerous requests for youth activities and any input/ideas is welcome. Plus, we will need instructors to make it happen.

We are working with a couple of members to try and get some



About 200 bags were sold for the kids' sluicing area.

Continued on [next page](#)

2022 SPRING GEM, MINERAL AND JEWELRY SHOW



Continued from [previous page](#)

field trips planned. Looking for one to two members who would like to take on planning regular outings for our club. Things are opening back up!

Great things are happening at the clubhouse and our members make it all possible.


Fade out to Chris Ledoux's greatest hits.

Gerri

The microscope setup was a hit with kids.



Fairground sign promoting our event



39,000 square feet of space at the State Fairgrounds Special Event Center



Members John Hashim and Michelle Gowland set up their tables.




Deb Pearson ready to hand out grab bags to kids.

2022 SPRING GEM, MINERAL AND JEWELRY SHOW



Club member Jared Roa makes custom knife handles



We had beads!

June 4

Tailgate/Members Flea Market Day/ Club Meeting

Save the date!!!

On Saturday, June 4, beginning at 9 a.m., we will hold our quarterly members tailgate/flea market and club meeting.

In true tailgate tradition – and since we used to always hold a barbecue in June prior to Covid – we want to do a real tailgate/potluck.

Bring your best barbecue, sides and treats to share. We can put crock pots and food items in the clubhouse. We will provide cups, plates, and silverware.



Bring your own chairs and beverages

We will bring out what is remaining of the estate items – mostly beads & findings – plus books. There will also be slabs, some rough and crystals. Plus, a huge bin of \$1 items.

Gates open at 8 a.m. for set up.

At around 1 p.m., we will start our club meeting.

There will be some raffle baskets also. Those of you who have seen our raffle baskets can tell you all the goodies we put in them.

Upcoming classes

ADVANCED STONE SETTING • April 23-24

Don Roberts is offering a two-day fun-filled Advanced Stone Setting workshop. You will be taught how to make a prong setting for a 5mm round faceted stone. He will cover other techniques such as compressions, tube, step bezel & flush settings.

Class is \$50 and includes CZ stones, special burs, flux & solder. Students need to provide 6 inches of 18-gauge sterling wire. Shop fee is \$40 for the two days. Tools needed: dividers, brass or digital calipers, chain nosed pliers, 4-inch barrette file, Optivisor, notebook, pencil, old toothbrush. Prerequisite – must have completed Beginning Silver/Beginning Metal shop.

Contact Don Roberts at flmetaldan@yahoo.com.



BEGINNING METALSMITHING/BEGINNING SILVERSMITHING

Series begins Tuesday, May 17

Two new nine-week sessions with Tony Carrino are scheduled to start in May. Choose between 2-5 p.m. or 6-9 p.m. on Tuesdays. Email Tony at tcarrino@verizon.net for more details.

INSTRUCTOR LIST

Tony Carrino

tcarrino@verizon.net

Metal Shop Foreman and Instructor

Char Ciammaichella

charweave@gmail.com

Pine needle baskets

Tom Dershem

rocky1375@verizon.net

Faceting, Faceting Shop Foreman

Christy Gorrow

cgorrow@juno.com

Beading/Kumihimo/Viking Knit

Michelle Gowland

afinowitzme@gmail.com

Beading workshops

Gerri Lundergan

dunpaintedfarm@yahoo.com

Lapidary, Lapidary Shop Foreman and Wire Wrapping

Barbara Rivolta

barbara.rivolta@gmail.com

PMC, Fused Glass

Instructors wanted

We are currently looking for additional instructors. We have days and times that are open. Plus having two to three folks offering the same classes gives members more options for days and times. Our current survey says people are looking for evening and weekend classes. Contact Gerri Lundergan for more info.

UPCOMING CLASSES: KUMIHIMO



Multiple size



Polka dots



Spirals

SINGLE PROJECT KUMIHIMO

May 5, 19, 26

If you've tried kumihimo before and would like to learn patterning, a new pattern, or just learn the technique, this is for you! There will be three sessions offered in the morning for those who don't drive at night, and another three sessions for those who work during the day. They will be on Thursdays in May: 5th, 19th, and 26th.

The morning class will meet from 10-noon.

Cost: \$18 club fee and \$7 instructor fee.

The evening class will give the student an additional three hours of class time which is especially helpful to beginners: meeting time 5-8 p.m. (or possibly from 6-9 p.m. for those who need more travel time).

Cost: \$27 club fee and \$8 instructor fee.

You will need to pay for the classes in advance. PayPal is the fastest way to reserve a spot and our address is tampamineral58@gmail.com

Leave a message in the note space

to indicate morning or evening class. Then email, call,

or text Christy Gorrow at cgorrow@juno.com or 813-857-

4454 to get a list of materials you will need for the project you choose.



Inside out



Ombré

UPCOMING CLASSES: WIRE WRAPPING



BEGINNING WIRE WRAPPING

1-4 p.m. Sunday April 10

This beginner project is building a cage to hold a tumbled or odd-shaped stone. This class is designed for those who have never wire wrapped or want to strengthen their basic skills.

You will learn how to straighten wire, bend, curl, create a bail, use of the tools, use of half-round wire, and adding your own flair to the finish of the top.

In this kit for class, you will receive a full spool of both wires so when you go home you can continue to practice. Kit will include:

- 1 tumbled stone
- 1 spool of 22 gauge wire
- 1 spool of 21 gauge half-round wire

Cost: \$40.

Tools You will need to bring to class

- Chain Nose Pliers
- Round Nose Pliers
- Flat Nose Pliers
- Bend Nose Pliers
- Nippers/Wire cutters/ flush Cutters
- Optivisor recommended

Links to purchase tools

Rio Grande
riogrande.com
Parawire
parawire.com
Fire Mountain Gems
firemountaingems.com

Several of these shops also have stores on Amazon



INTERMEDIATE WIRE WRAPPING

1-4 p.m. Sunday May 15

This class is designed for those who have been wrapping and want to learn how to wrap a Cabochon or other non-drilled stone.

Skills gained in this class are designing and planning where the wires are going, how to measure the needed wire, planning where to put the half-round wire to hold it all together and finishing up a bail.

Bring your own stones and sketch book. We will start with creating it on paper and work to achieve it.

If you do not have a stone, we will have stones available for purchase. Wire will be provided.

Cost: \$40.

You must be a member of the Tampa Bay Mineral & Science Club to attend these classes. Membership is \$30 per year and can be paid online or at the class.

To reserve your seat contact Gerri Lundergan 813-943-5665 or dunpaintedfarm@yahoo.com.

UPCOMING CLASSES: WIRE WRAPPING

Three-day intensive beginning cabbing workshop

9-5 p.m. June 10, 11, 12 (Friday, Saturday, Sunday)

In this three-day workshop, we will teach you how to cut cabochons. We're taking our six-week course and packing it into three days.

The course will cover:

- Shop Safety
- Use of cabbing machines, trim saws
- Cabbing various shapes and their theories
- Proper use of grinding and polishing wheels
- Getting all the scratches out
- Polishing techniques
- Working various materials
- How to choose slabs
- How to create a cab that is easier to set or wrap
- And most of all, how to make a pretty shiny cab.

We will also show you how to use the Groove Wheel to put a channel around a cabochon and add a wire for a simple wrap (pictured at right).



About your instructor

Gerri Lundergan of DPF Creations, is the Lapidary Shop Foreperson for the TBMSC, an award-winning cab maker, a regular seller on Ladies Day Night on Facebook's Cabs/Slabs and regularly invited seller on Cabochon Auction Place, Rock Rage and Rock Whisperers. She is a nerd when it comes to researching various techniques and working various materials. Her classes are fun, challenging and will show you that with some patience everyone can create a quality cabochon.

Class fee: \$295, includes all materials/slabs/and club membership. If you are already a member deduct \$30 from class price.

Class limited to 5 students (2 spots remaining as of April 2)

Contact Gerri Lundergan at 813-943-5665 or dunpaintedfarm@yahoo.com.


We have several motels/restaurants close by and our clubhouse has a kitchen, so bring your lunch, or we can tell you where the close-by eating stops are.

Closed-toe shoes and Optivisor required.

LAPIDARY CORNER



1



2



3

Identify these slabs! (Answers on [next page](#))

A few updates to the Lapidary Department

Cabbing

Beginning April 16, we are putting our THREE CAB LIMIT back into play. This keeps our wheel use balanced and will eliminate overuse of one wheel.

Realistically you can only finish three cabs in the 3- to 4-hour time of an open shop. Work them all the way through, then move on to another. This also includes no more than three stones to dop. Our dop sticks seem to be leaving and not coming back.

Also – same for the polishing wheels – no more than three stones polished per open shop session.

It is important that our students have good wheels to learn on.

Slabbing

Slabbing is going up to 50 cents per square inch, or our choice of a percent of the slabs. Trading slabs for slabbing is not automatic. It is up to the slabbing department if it is marketable material for the club.

We will start back on members material this week. We are running about 3 to 4 weeks out on member material.

Signing up

There is a calendar on the lapidary door to sign up for open shop. Write your name down or message Gerri or Deb – still waiting for Ron to fully recover before we open up Thursdays again.

Interested in a Beginning Lapidary Class? Contact Gerri Lundergan 813-943-5665 or dunpaintedfarm@yahoo.com to get started.



Calibrated cabochon (polychrome jasper)

Upcoming workshops

- **Creating Hearts** – April 16 from 1-4 p.m.
Cost: \$40 which includes material. Must have completed Cab 1. Class is open to five students; you may also audit the class for \$15.

- **Opals** – We offer opals as a one-on-one class since we have one opal machine. Must have completed Cab 1. Get with Gerri to sign up.

- **Boulder Opals** – April 23 from 1-4 p.m. – how to inspect, choose and work that ball of mud. Must have completed Cab 1. Cost \$40 materials included.

INSTRUCTOR SPOTLIGHT

Tom Dershem



Tom Dershem facets a stone on the Facetron.

Tom was trained at William Holland Lapidary School in Young Harris, Georgia.

He is a Veteran and longtime club member.

He is well versed in Lapidary and Faceting, and shares his passion for Faceting by teaching others how to create beautiful faceted stones.

Faceting class

Interested in Faceting, either Beginning Faceting or Open Shop?
Contact Tom Dershem at rocky1375@verizon.net

Upcoming events in Florida



MAY 14

JGMS 4th Annual Rockhound Round Up hosted by the Jacksonville Gem and Mineral Society. May 14 10am-4pm, JGMS Facility Building Rear Grassed Lot, 3733 Crown Point Rd, Jacksonville, FL 32257

This will be a free event, geared to stimulate bonds and connections within Florida Clubs.

Large vendors are not welcome. This is a throw back to and for Florida club members to share in the love of our hobby. Bring a table or two to trade/sell from, and folding chairs. The club will have the grill going. Pets are welcome, outside. Expect to see: Rough and slabbed rocks, gems, minerals, crystals, fossils, jewelry, faceted stones, cabochons, equipment, supplies, crafts.

MAY 21-22

Miami Show and Sale

Hosted by the Miami Mineralogical and Lapidary Guild.

Evelyn Greer Park, 8200 SW 124 St.; Sat. 10-6, Sun. 10-5; \$6. Children under 12 free.

Exhibits, displays, demonstrations, raffles, and vendors showcasing mineral and fossil specimens, gemstones, artisan jewelry. Children's activities include jewelry making sessions, surprise grab bags, and scavenger hunts.

www.miamigemandmineral.com.




Identify these slabs! answers

1. Mexican sagenite
2. Old stock crazy lace
3. The rare and elusive St. Johns Flowering Agate

PRECIOUS METAL CLAY



Instructor Barbara Rivolta leads the Precious Metal Clay class.



PRECIOUS METAL CLAY



Camp PMC 101 Certification Course

Have you wanted to explore the alchemy of Precious Metal Clay jewelry making? Do you want to improve your metal clay skills or join a welcoming and helpful online community of PMC students, artisans and instructors? How about discounts on future purchases of PMC products? Camp PMC 101 is a certification program designed for beginners as well as those with metal clay experience. Sponsored by Rio Grande and administered by Carrie Story of Clay Revolution and the Sawtooth School of Art, the program is designed to ensure quality metal clay education.

Students will learn all of the fundamental skills required to successfully work with PMC. You will learn which clays are better to use for specific projects as well as interesting new techniques. Techniques taught include rolling, texturing, cutting, carving, sculpting, molding, refining, firing and polishing. Extra time is devoted to discussing firing processes and you will learn torch firing as well as kiln firing methods.

You will make 5 projects: a pair of earrings set with a stone that will be torch fired; a double textured pendant with syringe detail; wrapped beads; a sculpted toggle clasp; and a kiln fired by-pass ring with a set stone. Upon completion of the projects and a short multiple choice quiz, students will receive a Certificate of Completion from the Sawtooth School of Art and will be entitled to discounts on PMC products purchased from participating suppliers.

All levels welcome.

Three-Day Workshop

Sunday June 5, Saturday June 11, Sunday June 12. 10 a.m.-4 p.m. each day
Costs: \$250 instruction; \$90 TBSMC fee; full materials kit ordered from ClayRevolution.com \$186 with free shipping
Email barbara.Rivolta@gmail.com for further info and to register.

Open Workshop

Metal Clay, Glass, Enamel, Sunday June 26, 10 a.m.-1 p.m.
Email barbara.Rivolta@gmail.com to register.
Cost: \$5 per hour to TBSMC



Fused Dichroic Glass Cabochons with Stringers and Ripple Glass

Make fused glass cabochons using stringers and ripple glass to get a striped effect. Learn how to layer the glass and cut it with a saw to make multiple cabs.
Sunday June 26, 1 p.m.-4 p.m.
Cost: \$35 Instruction; \$15 TBSMC fee; \$35 for materials.
Email barbara.Rivolta@gmail.com for further information and to register.

Enameling on Copper Mesh

Come make this fun three-dimensional project using fabric-like copper mesh, liquid and powdered enamels.
Sunday, July 10, 11 a.m.-2 p.m.
Cost: \$35 Instruction; \$15 TBSMC fee; \$25 for materials
Email barbara.Rivolta@gmail.com for further info and to register.

METAL SHOP: Beginning Silversmith Class



PINE NEEDLE WORKSHOP



ROCKHOUNDING RESOURCES



Here are some websites that offer great information about rockhounding in Florida.

[Florida Rockhounding Location Guide & Map](#)

[How To Find Rocks rockhounding guide in Florida](#)

[Obtaining fossil permits in Florida](#)

[Gator Girl Rocks: America's Best Rockhounding Resource](#)

Additionally, the [Tampa Bay Fossil Club](#) hosts fossil-hunting field trips. Go to their website for more information.

Brad's Bench Tips

By Bradford Smith

Coloring epoxy

There are two ways to add color when you are using epoxies. The first is to add a powdered material like colored chalk, charcoal, or powdered colors from an art supply store. One that I particularly like is a set of pastel glitter powders. A second way is to add a liquid pigment like nail polish, model airplane paint, or tinting pigments from a marine supplies store.

In preparing epoxy for use, the important things are to use exactly equal parts of the two components and to thoroughly mix them together. Coloring material can be added at any time. If I'm making just a small amount, I squeeze out equal sized droplets onto a piece of scrap paper or aluminum foil and mix thoroughly with a toothpick.

To mix larger amounts of epoxy, I use a gram scale to weigh the first component. Then I zero the scale and weigh out the same amount of the second component, add coloring if needed, and mix.

If you are using 5-minute epoxy, the mixing needs to move quickly. But I like to work carefully when adding color. So I squeeze out equal sized droplets side by side on the scrap paper. Then I work with just one of the droplets to add the colors. The 5-minute clock only starts when you mix in the second droplet.

More smart solutions for your jewelry making problems can be found in my metal arts books on [Amazon](https://www.amazon.com).

And if you enjoy these tips on jewelry making, take a look at the sample chapters from:

- [Bench Tips 1](#)
- [Bench Tips 2](#)

Try a toothpick

The round, stronger toothpicks have a multitude of uses on the jewelry bench. I use them for mixing epoxy resin, for applying paste solder, and with Zam for polishing in tight spots.

Toothpicks are also handy for holding a small faceted stone while setting it. Just break off the sharp tip, mold a little beeswax over it, and press it onto the table of your stone.



Smart solutions for your jewelry making problems

Click to see all of Brad's books on [amazon.com/author/bradfordsmith](https://www.amazon.com/author/bradfordsmith)

TBMSC Board Meeting Minutes

April, 2022

Meeting called to order at 6:31 p.m. by President Gerri Lundergan

Board members in attendance – Christy Gorrow, Deb Pearson, Jim Denslow, Melinda Riddle, Lyra

Solochek, Tony Carrino, Greig Lundergan

Minutes of the March board were approved as posted in the March Geode. Motion by Tony Carrino, second by Deb Pearson. All approved.

Treasurers Report

Deb presented an assessed show report, as numbers are still coming in and she will have a final report done as soon as the couple of outstanding bills are paid.

Tampa Bay Mineral and Science Club of Tampa, FL March 1-31, 2022 Treasurer's Report

Beginning Balances 3/1/22:		Ending Balances 3/31/22:
Checking	\$23,936.98	\$20,515.80
Savings	\$53,506.40	\$53,507.76

Deposits:

3/7/22	\$5,642.50
3/14/22	\$978.50
3/21/22	\$330.00
3/28/22	\$432.00

PayPal	\$4,922.00
Square	\$8,739.40
	<u>\$21,044.40</u>

Payment Highlights

Utilities:	Frontier	\$158.09
	Water	\$16.07
	Insurance	\$98.08
	TECO	\$100.49
		<u>\$372.73</u>

Phone and internet

Odiorne
Electric

TOTAL UTILITIES

ADT	\$742.43
Office Supplies	\$1,672.59
FL. State-SUNBIZ	\$61.25
Education	\$171.99
Lapidary	\$277.88
Silver	\$492.53
Enameling/Glass	\$48.98
	<u>\$4,213.11</u>

Annual Security
3 iPads, printer-acces. & warranties
Annual filing
Microscope
Repairs, consumables
Equipment replacement, etc
Nippers, welding gloves

FaceBook Ads	\$337.64
Show Printing	\$537.50
FL State Fairgrounds	\$11,289.34
Volunteer lunch	\$160.76
	<u>\$12,325.24</u>

Spring Show Ads
Brochures
Third payment
Pre-show

Show Report will be a separate document. Items listed above that are show related are listed here because they are part of our March expenses and are significant enough to warrant notation.

Continued on [next page](#)

Continued from [previous page](#)

Show update

- Greig reports it was a great show. Vendors loved the show, new venue, increased sales and asked for contracts for the fall show already.
- Frank called in to report on the kid's area – the interaction with the parents, seeing how happy the kids were to take the rocks they got in the sluice bags and put under the microscope excited them. The scavenger hunt was a big hit also.

Other business

- Discussion was continued about creating a syllabus for classes – Faceting has decided to go with the format Tom is currently teaching and all future instructors will follow that. It is being finalized.
- Instructor fees will be consistent across the board for like classes.
- We had been seeking new yard care and member Joseph Kenney has stepped up to take it over.
- Following more updates to the SOPs, we needed input from instructors for what students will need to plan and prepare for Open Shops – list is being populated.
- The board ruled that if Instructors are not going to follow the "No One Allowed Alone in the Clubhouse" protocol, they will have two choices: No longer being allowed to be an instructor, or scheduling classes when another instructor is in the clubhouse so someone can open and close for them.
- Further discussion about protocols for SOPs— discussion on whether an instructor should be working on projects while teaching a class, monitors working on projects while monitoring. Also, if one is working on projects while teaching or monitoring, no comp time is given. It was decided that those decisions will be left to the Shop Foreman.

New business

- June 4 Tailgate- BBQ – Club Meeting
It was decided that since it has been a while since we had a get-together, June 4 Tailgate will be a real Tailgate. Bring your best BBQ, Potluck Goodies and share. Everyone can visit, eat and shop, then at 1 ish we will hold our club meeting. Bring your own drinks & chairs. Club will provide cups, plates, silverware
- Upcoming classes were discussed, and the list will be in the Geode.
- Field Trips – we are still seeking one or more members who would be interested in planning some field trips for the club. Right now, members are attending local Fossil Club trips. The Fossil Club website lists places to go. Deb brought up planning a trip to a couple rocks shops in Orlando – more to follow.
- Fall Show – Most all of our Spring show vendors are ready for the Fall show and are awaiting contracts. We will start sending invites in May. We will need more volunteers as it should be busier.
- Classes for Kids – We need to plan age-appropriate events, parents to help and set some child safety guidelines. We had lots of interest at the show.
- It was brought up to plan an Open House/Tour/Demos/Rock pile day for families. 2 to 3-hour experience.
- We also are being asked for classes of interest for high school students – cold connections, wire wrapping, bead-ing, etc.

With no further items, Tony Carrino moved to adjourn, second by Greig Lundergan. All approved.

Adjourned at 8:07 p.m.

Club Officers

Gerri Lundergan: President
James Denslow: Vice-President
Deb Pearson: Treasurer
Joanne Cornell - Secretary

Board Members

Tony Carrino	Frank Kenney
Christy Gorrow	Melinda Riddle
Greig Lundergan	Lyra Solochek

Tampa Bay Mineral and Science Club, Inc. Membership Application

Adult #1	Occupation	Birth Month
Adult #2	Occupation	Birth Month
Child (under 18)		Birth Month
Child (under 18)		Birth Month
Child (under 18)		Birth Month
Street		
City	State	Zip
E-mail Address		Phone ()
		Are you willing to receive your monthly newsletter by E-mail? <input type="checkbox"/> Yes <input type="checkbox"/> No
I hereby apply for membership for myself and others listed above and agree not to hold any claims against the club.		Referred By:
Signature _____ Date _____		



Annual Dues (January 1 – December 31) \$30 Individual, \$15 for each additional adult in household, and \$5 for each child under 18. Multi-year membership: \$100.00 individual for 4 years, \$50.00 per additional adult in household for 4 years.

Make check payable to "TBMSC" and mail with this application to Membership Chair-person, 10207 Fisher Avenue, Tampa, FL 33619 or drop it off at the clubhouse when you visit!

Clubhouse: 10207 Fisher Avenue, Tampa, FL 33619
Mailing Address: 10207 Fisher Avenue, Tampa, FL 33619
Phone: (813) 684-2039
Website: www.TampaBayRockClub.org
Email: info@tampabayrockclub.org
Membership Meetings: 1st Saturday of each quarter at 1 P.M.
Executive Meetings: 1st Monday of each month at 6:30 P.M.
Monthly Newsletter: The Coral Geode

The Tampa Bay Mineral and Science Club is a non-profit organization for the charitable and educational purposes of associating persons who are interested in natural science to work together as an organization in the gathering, displaying, and studying of rocks, shells, jewelry arts, and any kind of scientific objects of interest to the individual and the organization and to promote community interest in these subjects. We are affiliated with the American Federation of Mineralogical Societies and the Southeast Federation of Mineralogical Societies.

For Club Use:

Rev 08/19