



# THE CORAL GEODE

---

MARCH 2025

## IN THIS ISSUE

Welcome members, **2**  
Show update, **2**  
Members' Showcase, **4**  
Intarsia, **5**  
Rockhounding, **5**  
Faceting, **8**  
Lapidary, **9**  
Metal Shop, **10**  
Metal Clay, **12**  
Florida club shows, **13**  
Wire Crafts, **13**  
Table Crafts, **14**  
Instructors List, **14**  
Bench Tips, **15**  
Calendar, **16**  
Members meeting minutes, **17**  
Board meeting minutes, **18**

## ABOUT OUR CLUB



**Address:**  
10207 Fisher Ave.,  
Tampa, FL 33619



**Email:**  
[info@tampabayrockclub.org](mailto:info@tampabayrockclub.org)



**Phone:**  
(813) 684-2039



**Website:**  
[tampabayrockclub.org](http://tampabayrockclub.org)



**Calendar**



## President's message

Thank you to all who worked very hard and made a successful tailgate possible, as well as to those who helped the club raise money for current and future projects by attending. I think we had a good turnout!



**Ellen Sisco**  
President

Our next show is coming up on April 5th and 6th with preparations and set up preceding the event. Volunteers are sorely needed to help with all aspects of this important club fundraiser. Anyone who can help please [sign up](#) for however much time you are able to

donate to make our show successful.

**More details on Page 2.**

Your Board of Directors is working on ideas for new classes. If you have any suggestions, please let us know.

It has been a busy and productive month thanks to our members who care for and work hard to make our club work for all of us.





## New members!

Jeff Hinkle  
Svetlana Ratnikova  
Travis Barnes  
John Whitley  
Leslie Stair

### REMINDER

Please make sure the club's emails — [tampamineral@gmail.com](mailto:tampamineral@gmail.com) and [geodeeditor@gmail.com](mailto:geodeeditor@gmail.com) — are in your contact list to receive our newsletters and announcements. Newsletters are also online on our [website](#).



## Show us what you created!

Let's celebrate your successes in the Members' Showcase! Send us a photo of your finished work, along with your name and some details about your piece to [geodeeditor@gmail.com](mailto:geodeeditor@gmail.com) with subject line of "Showcase."

# SAVE THE DATES!


## SPRING SHOW IS APRIL 5-6

- **March 29:** Show prep — 10 a.m.-3 p.m. at the club
- **April 3-4:** Show setup — Noon-5 p.m. Thursday, 9 a.m.-8 p.m. at the fairground
- **April 5-6:** Show — 10 a.m.-6 p.m. Saturday, 10 a.m.-5 p.m. Sunday
- **April 6:** 4:30 p.m.-8 p.m.: Pack and move out
- Signup for show volunteer shifts on [Signup Genius](#)

**Click here to sign up for volunteer shifts**



## Counting down to the Spring Show



Our Spring Show is only a month away — April 5 & 6 at the Florida State Fairgrounds Special Events Center! We will have 54 vendors; several are new. It looks to be a great time for all.

During the show, we will need your help staffing the club table, the kids area, and admissions, as well as secret shoppers to keep an eye on the crowd, and floor roamers to help with vendors.

Before the show we will need your assistance on Saturday, March 29, to get everything organized prior to the movers' arrival. On Thursday, April 3, we will need volunteers to help direct the movers as our show stuff is delivered to the fairgrounds. On Friday, April 4, from 9 a.m. to 8 p.m., we will set up the club areas. We also need to direct vendors and ensure they are moved in and set up for the big weekend.

Lastly, we need help after the show ends on Sunday, breaking down the club areas and making sure the movers deliver our show boxes back where they belong at the club.

We are one of the largest rock, gem and jewelry shows in Florida because of you, our club member volunteers. I want to thank you in advance for your help in making this upcoming show another amazing success.

Respectfully,  
Greig Lundergan, Dealer Chair



## QUARTERLY MEMBERS' GATHERING

# A lesson on rock tumbling

Clear blue skies and warm temperatures greeted club members at our first quarterly' meeting and tailgate on March 1. The club hosted a Mega Destash Sale with lots of crafting supplies at rock bottom prices. The sale was followed by a presentation on rock tumbling by board member Carlo Lucin. Here are some of his tips:

### Tips from Carlo

- Step #1 — find a tumbler!
- Please be patient. Rocks take time. Let them tell you when they are done. If you are satisfied, then you are done.


Stage 1: 4-7 weeks (I only do a week, maybe 3 for coral)

Stage 2: 1-2 weeks

Stage 3: 1-2 weeks

Stage 4: 1-2 weeks

- If you are planning on tumbling a lot, please purchase your grits and polishes in large amounts. You will end up saving \$. You will also burn through the coarser grits faster than others. I get my supplies from Kingsley North.



- Keep your home safe. Do not clean anything with grit or polish inside your home!

- Silicone Carbide grit is the ideal abrasive. It's hard and chemically stable. It also re-sharpens as it breaks into smaller pieces, so it keeps on abrading the stones. After about a week in the tumbler, it's spent.
- Tons of videos and info out there. I watched a few on YouTube. Learned the most from reading [Modern Rock Tumbling](#) by Steve Hart. I found it on Amazon. I learned more than I care to talk about from trial and error.



I have seen lots of different info on the quantities of grits and polisher to use. This is what I have settled on...

Barrel Size (lbs)	capacity (cups)	Step 1 coarse 80	Step 2 medium 220	Step 3 Fine 600	Step 4 Polish Cerium Oxide
1.5	1.7	4	4	5	2
3.0	3	4	4	6	3
4.5	5	8	8	8	4
6.0	7	10	10	12	5
12.0	15	20	20	24	8

in tablespoons ↗

Lots of different polisher you can use. Find the one that works best for



# RIBBONS AND HONORS

Club members received some recognition for their works in jewelry making and rockhounding.



Christy Gorrow brought home three first-place ribbons —beading, kumihimo and wire wrapping — from the 2025 Strawberry Festival competition.



Jim Kammel was recognized as Artist of the Month by the Creative Artists Guild of Dunedin.



Lyra Solochek won second place for her amethyst pendant, and honorable mention for the metal clay pendant, at the Florida State Fair competition.



Michelle Wacker (center) won first place in a Valentine's Day rockhounding competition at Ruck's Pit, which is under new ownership. See more information about this dig, next page.



## INTARSIA

### What is intarsia?

I'm continuing to schedule intarsia classes. They are one-on-one because there is only one machine. March is full, but April is pretty open.

Intarsia with rocks is similar to framing a picture. You begin with a center stone (a square or rectangle), then proceed to add additional thin strips of other color stones around the center piece. Generally, two frames are added. As you progress, you can work with more complicated center shapes.

Contact Christy Gorrow at [cgorrow@juno.com](mailto:cgorrow@juno.com) to schedule several sessions. Shop time is \$6 an hour and \$5 for materials.

— Christy Gorrow



## ROCKHOUNDING REPORT

### Some goodies at the Fort Drum mine

Club member Michelle Wacker took home a first-place award at the Valentine's Day Extravaganza at the Fort Drum Crystal Mine in Okeechobee. This was a two-day, two-night 48-hour event where fossickers were allowed to dig all night using black lights and headlamps.

Frank and Kyndall Stallings, new owners of the mine, held a contest for best find. They also had nightly campfire with live music and free camping on site.

Frank built a wash station with powerful hoses. He brought dirt from the piles and spread it on the long wash table. Four people at a time were allowed to use the table for one hour segments. Attendees were also allowed to dig through the dirt piles in the main area.

Click [here](#) for more information about the mine.



### Rockhounding resources

Here are some websites that offer great information about rockhounding in Florida.

[Florida Rockhounding Location Guide & Map](#)

[How To Find Rocks rockhounding guide in Florida](#)

[Obtaining fossil permits in Florida](#)

[Gator Girl Rocks: America's Best Rockhounding Resource](#)

Additionally, the [Tampa Bay Fossil Club](#) hosts fossil-hunting field trips. Go to their website for more information.



# Four days of inlay classes

Students spent four days in February with guest instructor Chuck Bruce and his assistant Lori Hart, learning how to create inlay pendants and cuffs.



Continued on next page



Continued from previous page





## FACETING

# Keep improving your skills!

If you've completed the full faceting course, you are qualified to come to the club's Faceting Open Shop. These are available on most Saturdays from 9 a.m.-1 p.m. To see available days and to reserve a station, go to "Faceting Open Shop" on [Signup Genius](#). Open shop is \$6 per hour. Payment by cash (exact change), Paypal or card.

Faceting requires practice. Keep honing your skills by cutting different materials and designs. Ask me about materials to practice with, or some new designs to try.

\* \* \*

Looking for a new design to cut? Here are some websites:

- [www.gemologyproject.com](http://www.gemologyproject.com)
- [web.archive.org/web/20120501163108/](http://web.archive.org/web/20120501163108/)
- <https://facetdiagrams.org/database/>

If you want to take faceting to a new level, consider joining the [U.S. Faceters Guild](#). Its website has a nice library of diagrams available to members, as well as members-only forum and other resources. Membership is only \$18/year.

The guild holds an annual single-stone competition for all levels of cutters. If you'd like to enter a stone, deadline is in August. Ask me for more information.

\* \* \*

Instructor and former foreman Tom Dershem has decided to reside full time in his home up north as he continues his recuperation. Please wish him well. We will miss him.

—Lyra Solochek, [lyrasolochek@gmail.com](mailto:lyrasolochek@gmail.com)



## Beginning Faceting class



### • March 29-30, 2025

This is a two-day class on cutting faceted gemstones (transparent stones similar in appearance to diamonds). You will learn how to choose cutting material, dop the stone, cut and polish facets, transfer a stone, and proper operation and care of a faceting machine. Each student will complete one stone. Cost is \$230 total, which includes materials, instructor fee, club shop time and use of machines. A deposit of \$130 is required to reserve a seat. The balance of \$100 should be paid directly to the instructor on the first day of class. Each student should have his/her own Optivisor to closely examine the stone during the cutting process. These are available on Amazon or Harbor Freight. You must wear closed-toed shoes. No loose clothing and long hair must be tied back.

**Click here to sign up**





## LAPIDARY

# Improvements coming to cabbing machines

We are rolling along and keeping maintenance going to keep the machines working at their best. We will be installing new wheels going onto the CabKings soon so please keep that in mind as they will be more aggressive than usual until they're broken in.

Slabbing is going well with lots of new material being cut each week, so ask a monitor or instructor to check out the boxes of cut slabs. Most slabs are priced. You might find your next piece.

We hope to see your smiling faces in the shop.

— The Lapidary crew



## Beginning Cabochon class



- 9 a.m.-5:30 p.m. March 8-9
- EVENING: 6-9 p.m. April 8, 10, 15, 17, 22
- 9 a.m.-5:30 p.m. May 10-11
- EVENING: 6-9 p.m. July 8, 10, 15, 17, 22

This is either a two-day workshop or 5-night series covering the basics of turning slabs of rocks into polished pieces. The cost of the class is \$230, which includes materials, instructor fees and shop time. A deposit of \$130 is required to save a spot, and the balance of \$100 should be paid to the instructor the day of the class. You must wear closed-toed shoes. No loose clothing and long hair must be tied back. Bring a waterproof apron, an Optivisor, a large towel and lunch.

**Click here  
to sign up**



## Lapidary Open Shop Reservations

Members who completed the Beginning Cabochon class may use equipment in the Lapidary Shop during Open Shop. You must present your shop pass to the monitor when you sign in. If you do not have a card, ask the monitor or shop foreman for one. If you have previous cabbing experience, but did not take the Beginning Cabochon class, talk to the shop foreman for a Skills Check to get your shop pass. You must be a current member to use club facilities. Cost is \$6 per hour.

**PayPal, credit card or exact change only.**

**Click here  
to sign up**





## METAL SHOP



## Dazzling rings from Silver 1.2





## METAL SHOP

### Silversmithing 1.1: Introduction to Silversmithing

**Click here  
to sign up**



- 9 a.m. to 2 p.m. April 12

The first class of the Fundamentals of Silversmithing Course is a five-hour class where the student will create a textured sterling silver ring band. The basics of metalsmithing will be covered, including shop etiquette and safety, how to use jewelry tools, soldering, finishing. Cost: \$78\* Materials and the use of tools are included in the cost. (\*Materials cost is subject to change based on market prices.) Deposit of \$33 on Signup Genius required to reserve a seat. Pay the balance of \$45 to the instructor. Students must bring own Optivisor. Closed-toed shoes required. No loose clothing; long hair must be tied back. Contact instructor Lisa Miller at meggy-moo65@gmail.com or 772-631-1405 for more information about the Fundamentals of Silversmithing Course.



### Silversmithing 1.3 class: Pendant



In the third and final class of the Fundamentals of Silversmithing Course, the student will create a sterling silver pendant featuring a round or oval cabochon. This class consists of two four-hour classes.

- 9 a.m.-1 p.m. March 15 and 29

Cost: \$144\* Materials and the use of tools are included in the cost. (\*Materials cost is subject to change based on market prices.) Deposit of \$52 on Signup Genius required to save a seat.

**Prerequisite: Must have completed Silver 1.1 and 1.2.**

Students must bring own Optivisor. Closed-toed shoes required.

**Click here  
to sign up**



Contact instructor Lisa Miller at meggy-moo65@gmail.com or 772-631-1405 for more information about the Fundamentals of Silversmithing Course.

### Metal Open Shop Reservations

**Click here  
to sign up**

Members who completed the Beginning Silver course may use the Metal Shop during Open Shop hours. You must present your shop pass to the monitor when you sign in. If you do not have a card, ask the monitor or shop foreman for one. If you have previous smithing experience, but did not take the Beginning class, talk to the shop foreman for a Skills Check to get your shop pass. You must be a current member. Cost is \$6 per hour. **PayPal, credit card or exact change only.**





# Metal Clay students are certifiable!

After a rigorous four-day Camp Metal Clay Certification Course, students completed their assignments and a “quiz” to earn a Certificate of Completion from Sawtooth School for Visual Art. By completing this course, they now qualify for an 8% discount on clays at Clay Revolution and participating suppliers.

Under the instruction of Barbara Rivolta, students learned the fundamental techniques including rolling, texturing, cutting, carving, sculpting, molding, refining, firing, polishing and finishing with patina.



## METAL CLAY

April 19 and 26

# Brocade fish pendant



The rich colors of the polymer clay insets, shiny gold lines and raised textures of this bronze fish-shaped pendant are reminiscent of lush brocade fabric. The textures are carved, inscribed, and applied. Decorative mini brass rivets adorn the inscribed and brush finished portion of the piece.

You will learn how to make coils to outline cells that will contain the polymer insets and how to carve, inscribe, and apply texture to your piece. Various metal finishing techniques include heat patina, brushed and mirror finishing. You will also set polymer clay canes in metal clay and finish it to a smooth, bright shine. Finally, you will set the mini brass rivets.

### Day 1:

- Form pendant base
- Carve and apply texture
- Inscribe lines
- Outline cells for polymer clay insets with coils
- Drill holes for decorative rivets
- Fire pendants

### Day 2:

- Create mirror finish on raised lines of inset cells
- Brush finish inscribed section
- Heat patina carved/textured section
- Add decorative rivets
- Add and bake polymer clay
- Sand and buff polymer clay

### Materials:

100 grams Goldie Sculptors Bronze Clay  
Small polymer clay canes  
Super mini brass rivets, 3mm + 3mm rivet setter tool

**Click here  
to sign up**




Dates: 10 a.m.-4 p.m. April 19 and 10 a.m.-2 p.m. April 26, 2025

Cost total: \$217

- Instructor Fee: \$150 includes all materials. Paid to instructor cash or check.
- Club Fee: \$67 (Pay to reserve a seat for the class)

## WIRE CRAFTS



**March 8**  
**Chain making**  
\$65

**DATE:** Noon-3 p.m. Saturday, March 8

The new project will be introduced to our Wire Wrapping classes. This class will focus on chain making. Two variations will be taught with the same method in our first class. Once you have mastered this method, you could vary the size of wire and length of chain (as pictured). All materials will be included in class fee. Tools are available on loan if needed. You should bring your own magnifiers. Go to SignUp Genius on our website, sign up to reserve a seat, place a deposit for the shop fees and balance paid to instructor by cash or check on class day.

**Click here  
to sign up**



**March 18 and 22**  
**Wire Weaving Advanced Beginner**  
\$100

**DATES:**

- 11 a.m.-3 p.m. Tuesday, March 18
- Noon-4 p.m. Saturday, March 22

In this Advanced Beginner's Wire Weaving Class, you will learn how to weave wire into strips, shaping these wire strips around your stone to create a frame (similar to a bezel) capturing your beautiful Cabochon.

Prerequisite: Wire Wrapping I and II

**Click here  
to sign up**



**You must be a member to take these classes. Or purchase a single-day pass for \$20.**

## Upcoming club shows in Florida

**March 7-9—LARGO:** Suncoast Gem & Mineral Society show; Largo Event Center, 6340 126th Ave North; Fri. 10-6, Sat. 10-6, Sun. 10-5; Adults \$6 Good for all 3 days, Children under 6 free, student with ID \$4. A variety of local and out-of-state vendors, club-sponsored silent auction, display cases and raffles. sgams.com

**March 15-16 — Tampa:** Fossil Fest, Sat. 9 a.m.-5 p.m., Sun 10 a.m.-4 p.m.; Florida State Fairgrounds, 4800 N US Hwy 301. \$9 adults, kids 12 and under free. Fossils and artifacts,

exhibits, gems, minerals, shells, workshops, kids games, fossil mine, raffles, door prizes and silent auctions. tampabayfossilclub.com.

**April 5-6—TAMPA:** Tampa Bay Mineral & Science Club show; Florida State Fairgrounds Special Events Center, 4800 N US Hwy 301; Sat. 10-6, Sun. 10-5; Adults \$12, seniors and military \$10, kids under 12 free. Parking free when using MLK entrance. Over 50 vendors offering an assortment of unique slabs & cabs, beads, gems, jewelry, & more. We have a kids' section with a sluice, a

touch table & rock identification. Learn how to make jewelry too. tampabayrockclub.org

**April 26-27—ORLANDO:** Central Florida Mineral & Gem Society, Inc; Florida Armory National Guard, 2809 S. Fern Creek Ave; Sat. 9-5, Sun. 9-4; Adults \$6, Kids \$3, Scouts in uniform free; Vendors offering rocks, minerals, gemstones, fossils, beads, jewelry, artifacts, metaphysical stones, handcrafted cabochons, etc. Silent auction, door prizes, demonstrations and family activities. www.cfmgs.org



## TABLE CRAFTS

# March schedules posted

We are continuing to meet on Wednesdays from 10 a.m. to 1 p.m. through the month of March, and so far we plan on meeting in April, too.

As for what is offered in Table Crafts, you can do bead stringing, bead weaving including stitches such as peyote, brick, and netting. There is also the opportunity to learn Kumihimo with standard the 8-cords, as well as 7-cord, 12-cord, even 16- and 20-cord patterns.


If you'd like to learn chaining or Viking Knit, those are also available. Just contact Christy Gorrow at [cgorrow@juno.com](mailto:cgorrow@juno.com) and we'll schedule classes to meet your schedule.

Here are three pictures of what was happening this past week.

Viking Knit bracelet, Peyote stitch insert for a channel banded ring, and Peyote stitch triangles, when all 20 are done, will be assembled into a ball with camping theme.

There's something for everyone. Come join us.

— Christy Gorrow



## INSTRUCTOR LIST

### Linda Collins

[LCollins1953@gmail.com](mailto:LCollins1953@gmail.com)  
Cold Connections, Wire Wrapping, Lapidary, Silver, Metal Shop foreman

### Peter Favaro

[hawk\\_doc@hotmail.com](mailto:hawk_doc@hotmail.com)  
Lapidary, Lapidary Shop Foreman

### Christy Gorrow

[cgorrow@juno.com](mailto:cgorrow@juno.com)  
Beading, Kumihimo, Viking Knit, Chaining and Intarsia

### Jim Kammel

[jmkammel@gmail.com](mailto:jmkammel@gmail.com)  
Faceting

### Lisa Miller

[meggymoo65@gmail.com](mailto:meggymoo65@gmail.com)  
Silver

### Barbara Rivolta

[barbara.rivolta@gmail.com](mailto:barbara.rivolta@gmail.com)  
Metal Clay, Fused Glass, Enameling

### Lyra Solochek

[lyrasolochek@gmail.com](mailto:lyrasolochek@gmail.com)  
Lapidary, Metal Clay and Faceting foreman

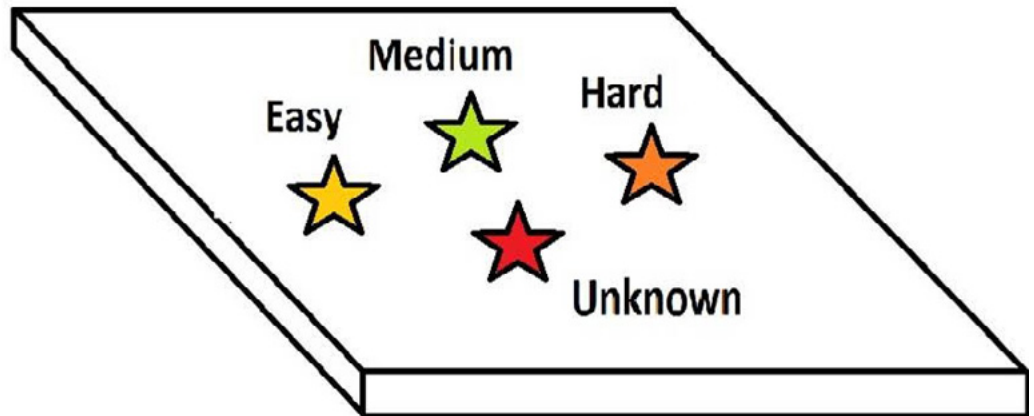
# Brad's Bench Tips

By Bradford Smith

## Identifying unmarked solders

There are plenty of ways to mark your sheet or wire solders, but suppose you forgot to mark them and have a couple that you can't identify. The answer is to compare the melting temperature of the unknowns with that of a known solder.

What I do is take a thick scrap of copper or nickel and arrange several solders on it. Ideally, I would have a sample of easy, medium and hard known solders surrounding the unknown piece. Then I heat the plate from the bottom and watch the order in which the solders melt.



## "24 Easy Metal Textures" - With No Rolling Mill Required

It details 24 different techniques for adding texture to your jewelry and metal work without the need for heavy equipment like a mill. The techniques make use of more tools and materials around the shop — like hammers, stamps, punches and tool bits for the Dremel or Foredom.

Each technique is explained in detail with:

- Description and pictures of the technique
- Procedures for creating the texture
- List of tools and supplies needed
- Options for modifying and personalizing

These methods are both useful and practical. I use them in my own work, and I teach them to others in classes and workshops. What's more is they're practical. None should put a dent in your budget.

Copies are available now at <https://amazon.com/dp/BOBPGPTBNH/>



## Smart Solutions for Your Jewelry Making Problems

Click to see all of Brad's books on [amazon.com/author/bradfordsmith](https://amazon.com/author/bradfordsmith)



## CALENDAR

### GENERAL CLUB HOURS

Tuesday: 4-8 p.m.

Thursday: By appointment

Saturday: 9 a.m.-1 p.m.



[vecteezy.com](https://www.vecteezy.com)

### CLASSES, OPEN SHOP AND EVENTS

#### Saturday, March 8, 2025

9 a.m.-5:30 p.m. BEGINNING CABOCHON, Day 1  
9 a.m.-1 p.m. Lapidary Open Shop  
9 a.m.-1 p.m. Metal Open Shop  
12pm-3 p.m. CHAIN MAKING

#### Sunday, March 9, 2025

9 a.m.-5:30 p.m. BEGINNING CABOCHON, Day 2

#### Tuesday, March 11, 2025

4pm-8 p.m. Lapidary Open Shop  
4pm-8 p.m. Metal Open Shop

#### Saturday, March 15, 2025

9 a.m.-1 p.m. Lapidary Open Shop  
9 a.m.-1 p.m. Metal Open Shop  
9 a.m.-1 p.m. SILVER 1.3, Day 1

#### Tuesday, March 18, 2025

4pm-8 p.m. Lapidary Open Shop  
4pm-8 p.m. Metal Open Shop

#### Saturday, March 22, 2025

9 a.m.-1 p.m. Lapidary Open Shop  
9 a.m.-1 p.m. Metal Open Shop

#### Tuesday, March 25, 2025

4pm-8 p.m. Lapidary Open Shop  
4pm-8 p.m. Metal Open Shop

#### Saturday, March 29, 2025

9 a.m.-3 p.m. FACETING, DAY 1  
9 a.m.-1 p.m. Lapidary Open Shop  
9 a.m.-1 p.m. SILVER 1.3, Day 2  
9 a.m.-1 p.m. VOLUNTEER DAY — Show Prep

#### Sunday, March 30, 2025

9 a.m.-3 p.m. FACETING, Day 2

#### Tuesday, April 1, 2025

4pm-8 p.m. Lapidary Open Shop  
4pm-8 p.m. Metal Open Shop

#### Thursday, April 3, 2025

SHOW SETUP, CLUB CLOSED

#### Friday, April 4, 2025

SHOW SETUP, CLUB CLOSED

#### Saturday, April 5, 2025

SPRING SHOW, CLUB CLOSED

#### Sunday, April 6, 2025

SPRING SHOW, CLUB CLOSED

#### Tuesday, April 8, 2025

4pm-8 p.m. Lapidary Open Shop  
4pm-8 p.m. Metal Open Shop  
6pm-9 p.m. BEGINNING LAPI-  
DARY WEEKDAY SERIES, 1

#### Thursday, April 10, 2025

6pm-9 p.m. BEGINNING LAPI-  
DARY WEEKDAY SERIES, 2

#### Saturday, April 12, 2025

9 a.m.-5:30 p.m. BEGINNING CABOCHON, Day 1  
9 a.m.-1 p.m. Lapidary Open Shop  
9 a.m.-2 p.m. SILVER 1.1

#### Sunday, April 13, 2025

9 a.m.-5:30 p.m. BEGINNING CABOCHON, Day 2

#### Monday, April 14, 2025

6:30pm-8:30 p.m. TBMSC Board

Meeting

#### Tuesday, April 15, 2025

4pm-8 p.m. Lapidary Open Shop  
4pm-8 p.m. Metal Open Shop  
6pm-9 p.m. BEGINNING LAPI-  
DARY WEEKDAY SERIES, 3

#### Thursday, April 17, 2025

6pm-9 p.m. BEGINNING LAPI-  
DARY WEEKDAY SERIES, 4

#### Saturday, April 19, 2025

9 a.m.-1 p.m. Lapidary Open Shop  
9 a.m.-1 p.m. Metal Open Shop

#### Tuesday, April 22, 2025

4pm-8 p.m. Lapidary Open Shop  
4pm-8 p.m. Metal Open Shop  
6pm-9 p.m. BEGINNING LAPI-  
DARY WEEKDAY SERIES, 5

#### Saturday, April 26, 2025

9 a.m.-1 p.m. Lapidary Open Shop  
9 a.m.-1 p.m. Metal Open Shop

#### Tuesday, April 29, 2025

4pm-8 p.m. Lapidary Open Shop  
4pm-8 p.m. Metal Open Shop

#### Saturday, May 3, 2025

9 a.m.-1 p.m. Lapidary Open Shop  
9 a.m.-1 p.m. Metal Open Shop

#### Monday, May 5, 2025

6:30pm-8:30 p.m. TBMSC Board Meeting

# TBMSC General Membership Minutes

March 1 , 2025

Call to order/Pledge of allegiance: 12 pm — Ellen Sisco

## Building

- Update and discussion of improvements and construction.

## Classes

- Review of recent classes
- Many upcoming classes
- Michael Marks (Unsane Art) will be guest instructor for metal clay classes in August.
- Classes are expanding in size and variety.
- Christy Gorrow explained Intarsia
- Linda Collins will be doing a Chain class on March 8

## Spring Show update

- Contracts are full, some vendors still need to pay.
- Advertising is in place.
- Volunteers needed; places they are needed will be available on Signup Genius; email notice will be sent to members.
- Parking password (for fairgrounds) will be given to volunteers after they sign up.
- Gem-O-Rama show: May 23 -25 . Setup on May 22; help needed for setup and show days (manning the tables and demos). Will be on Signup Genius.

## Shop updates

- Inventory in progress
- Lapidary — still investigating new flooring
- Faceting — new cabinet to be installed for equipment/supplies
- Metal shop — going well
- Table crafts — Christy Gorrow gave report on what classes being offered.
- Metal Clay — New class scheduled for April
- Casting — supplies/materials being collected, classes in the works.

Introduction of new board members given by Lyra Solochek

Recognized recent HUGE estate donation (from the family of member Audrey Mayrent)

Next Board meeting — Monday, March 3, 2025

Next general members meeting — June 7, 2025

Motion to adjourn (@12:25) proposed by Christy Gorrow. Seconded by Greig Lundgren. Approved by all.



# TBMSC Board Meeting Minutes

March 3, 2025

Members Present: Ellen Sisco, Lyra Solochek, Patti Kepple, Carlo Lucin, Cindy Britten, Brenda Gregory, Miles Bhavé, Christy Gorrow

Members via phone: Linda Collins and Greig Lundgren

Call to Order at 6:29PM by Ellen Sisco

1. Minutes from February 3, 2025. Motion to approve; Lyra Solochek. Cindy Britten seconded. All approved.

2. Treasurer's Report by Linda Collins given via phone

- Deposits still coming in from show vendors.
- Tailgate income not yet available.
- Refrigerator refund still outstanding.
- Expenses: driveway completed; payments for Spring Show, final due 3/13/25.
- Spring Show prep expenses beginning to come in.
- Inlay classes: expenses and income being calculated.
- Motion to approve by Cindy Britten. Seconded by Lyra Solochek. Approved by all

3. Spring Show Update report by Greig Lundgren.

- Send all vendor inquiries directly to Greig.
- 54 vendors so far.
- Discussed:
- Display cases.
  - Make & take and demos location.
  - Having a board member stay until the event hall is empty of all vendors.
  - Scheduling movers for show.
  - Enlisting volunteers for help on March 29, April 3 and 4 for set up.
  - Advertising in progress.
  - How to best create a list of visitors attending show. Creation a signup with drawing, create a QR code for Show to direct visitors to a signup form. Motion to approve made by Lyra Solochek. Seconded by Patti Kepple. Approved by all.
  - Discontinue raffles during show, which was not profitable. Motion to approve made by Lyra Solochek. Seconded by Brenda Gregory. Approved by all.
  - Having a kids make-and-take from 11-3 each day

4. Old Business

- Request for Ratification for driveway expenses made. All approved.

5. New Business

a. Administration

- Status of keys and lists of holders.
- Alarm codes done on ADT.
- Kwikset front door NEW lock #5 does not work.
- Inventory for all departments.
- Written budget.

Continued on next page

**Continued from previous page**

**b. Buildings and grounds**

- Fire extinguisher for metal clay area
- Lawn maintenance
- Filter changes
- Floor mats in Lapidary area

**c. Other**

- Sunshine Committee created to send cards

**d. Classes –**

- Michael Marx – UnSane Arts – two Metal Clay classes Aug. 7-10. To be advertised at spring show.

**6. Department Updates**

- Lapidary – A class on doublets will be offered in near future; saws are being serviced.
- Faceting – Tom Dershem is moving, Jim will still be instructor, averages one a month
- Metal Shop – Linda reported that there is a need for some supplies/tools.
- Table Crafts –beading and viking knit ongoing. Christy will set up Intarsia classes
- Linda – wants to start regular open shop for wire weaving.
- Casting in works still, getting supplies/materials together.

Motion to adjourn @ 7:49 p.m. Made by Christy Gorrow. Seconded by Carlo Lucin. Approved by all.

Next Meeting is April 14

**ELECTED OFFICERS AND BOARD MEMBERS OF THE TBMSC**

\*Term expires in 2025

\*\*Term expires in 2026

**Officers**

Ellen Sisco, President\*\*  
 Lyra Solochek, Vice President\*\*  
 Linda Collins, Treasurer\*  
 Cindy Britten, Secretary\*

**Board Members**

Christy Gorrow\*  
 Greig Lundergan\*\*  
 Brenda Gregory\*  
 Carlo Lucin\*\*  
 Kathy Reid\*  
 Patti Kepple\*\*  
 Milind Bhavé\*\*

**TBMSC COMMITTEES**

**The Coral Geode newsletter:** Lyra Solochek, editor/designer

**Show:** Greig Lundergan, dealer chair; Brenda Gregory

**Membership:** Christy Gorrow, director

**Social media and advertising:** Lyra Solochek, Miles Bhavé

**Webmaster:** Lyra Solochek

**Field trip:** Carlo Lucin, chair

**Program coordinator:** Lyra Solochek

**Sunshine:** Brenda Gregory

**Education/outreach:** Open

**Building/grounds:** Open

**Election Nomination:** TBA in August



## 2025 February Treasurer's Report

	CHECKING	SAVINGS
Beginning Balance:	\$ 43,797.55	\$ 47,119.07
Ending Balance:	\$ 29,741.68	\$ 47,121.35
Income/Expenses:	<u><u>\$ 14,055.87</u></u>	<u><u>\$ 2.28</u></u> Interest Inc

### Income: Paypal, Sign-up Genius, Weekly Club Income, Mmbrshp Renewal

Sign-up Genius	\$ 429.65
Refund - Sign up Genius	\$ (185.00)
Paypal Transfer	-
Deposits - Show	\$ 3,850.00
Deposit	\$ 1,140.00
Membership	-
	<u><u>\$ 5,234.65</u></u>

### February Expenses

#### Clubhouse Expenses

T-Mobile Co. Phone	\$ 134.17
Teco (January)	\$ 227.22
Company Utilities	\$ 21.87
Manatee Insurance Company	\$ 817.00
ADT Security Service	\$ 463.06
William Cooper - Asphalt Driveway	\$ 9,000.00
Club Supplies	\$ 49.52
Alejandro R - Final Payment - LawnCare	\$ 400.00
Florida State Fairgrounds	\$ 5,662.86
Todd Erickson/Campus Landscape	\$ 2,200.00
Simple 990 (2024)	\$ 50.00
Famous Tate - Refridgerator-refund	\$ - ?
HP Insta Ink	\$ 11.70
Facebook Club Ads - Tailgate	\$ 30.25
	<u><u>\$ 19,067.65</u></u>

#### Silver Shop Expenses

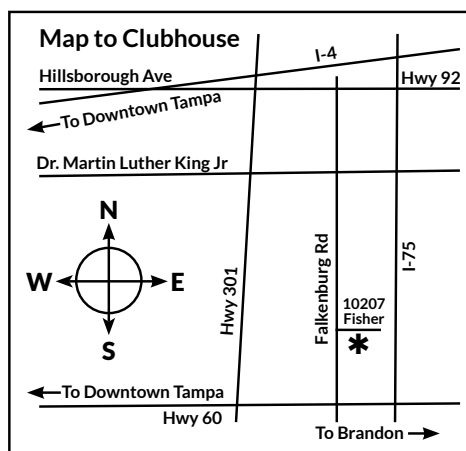
Class Lunches (4days)-Chuck Bruce	\$ 222.87
	<u><u>\$ 222.87</u></u>

# Tampa Bay Mineral and Science Club, Inc.

## Membership Application

\*Mandatory fields

Adult 1 Name*		Email*	Birth month
Adult 2 Name*		Email*	Birth month
Child (under 18)			Birth month
Child (under 18)			Birth month
Child (under 18)			Birth month
Address			
City	State	ZIP	Phone*
Preferred form of contact*			Are you willing to receive your monthly newsletter by Email?
<input type="checkbox"/> Email <input type="checkbox"/> Text <input type="checkbox"/> Phone			<input type="checkbox"/> Yes <input type="checkbox"/> No
I hereby apply for membership for myself and others listed above, and agree not to hold any claims against the club.*			Referred by:
Signature		Date	



**Annual dues (January 1-December 31):** \$50 individual, \$25 for each additional adult in the household, and \$5 for each child under 18.  
**Multi-year membership:** \$180 individual for 4 years, \$90 per additional adult in household for 4 years  
**Lifetime membership:** \$600 individual, \$300 per additional adult in household.

Make checks payable to "TBMSC" and mail with this application to 10207 Fisher Avenue, Tampa, FL 33619, or drop it off at the club house when you visit.

**Clubhouse:** 10207 Fisher Avenue, Tampa, FL 33619

**Phone:** (813) 684-2039

**Website:** [www.tampabayrockclub.org](http://www.tampabayrockclub.org)

**Regular membership meetings:** 1st Saturday of Mar., June, Sept. and Dec.

**Board meetings:** 1st Monday of each month, 6:30 p.m.

**Monthly Newsletter:** The Coral Geode

The Tampa Bay Mineral and Science Club is a non-profit organization for the charitable and educational purposes of associating persons who are interested in natural science to work together as an organization in the gathering, displaying, and studying of rocks, shells, jewelry arts, and any kind of scientific objects of interest to the individual and the organization and to promote community interest in these subjects.

For Club Use

Cash or Check #	Amount	Receipt Done	Cards Done	Added to Mbr List	
-----------------	--------	--------------	------------	-------------------	--

Revised 1/2025