



IN THIS ISSUE

President's message, **1**
 Instructors List, **2**
 Members Showcase, **3**
 Guest Instructor, **5**
 Metal Shop, **8**
 Wire Crafts, **9**
 Table Crafts, **10**
 Faceting, **10**
 Metal Clay, **11**
 Lapidary, **12**
 Rockhounding Resources, **12**
 Bench Tips, **13**
 Calendar, **14**
 Board Minutes, **15**

ABOUT OUR CLUB



Address:
 10207 Fisher Ave.,
 Tampa, FL 33619



Email:
info@tampabayrockclub.org



Phone:
 (813) 684-2039



Website:
tampabayrockclub.org



Calendar



Ellen Sisco at one of our club's shows at the Florida State Fairgrounds.

President's message

Hello Club Members. My name is Ellen Sisco. I am your new president, as many of you know. Thank you for your trust in electing me. I will endeavor to do my best to live up to your expectations.

I have been a member of the Tampa Bay Mineral and Science Club for a relatively short time, but I was a member of the Rock and Mineral Club of Bucks County, Pa., for many years. I served as secretary, vice president and president of that club until I moved away.

This club has much more to offer regarding hands-on learning experiences. It is my hope and expectation during my tenure to improve on those opportunities. The process has already been



Ellen Sisco,
president

Continued on next page

REMINDER: Please make sure the club's emails — tampamineral@gmail.com and geodeeditor@gmail.com — are in your contact list to receive our newsletters and announcements. Newsletters are also online on our [website](#).



Continued from previous page

started and is under way.

In addition to many classes offered by our wonderful team of instructors, we have guest instructors who teach new techniques with a variety of materials. Upcoming are renowned artists Caitlin Albritton (Cobblestone Inlay master class) and Chuck Bruce (inlay cuff and pendant classes). These are great opportunities that we are able to bring to our club members. More details are in this newsletter.

We also hope to expand on our class selections. We have a member who is willing to teach casting. Additionally, we will continue to focus on an educational program with each quarterly tailgate and meeting.


Much work has been done to improve our building, and I hope to assist in continuing that process.

I would also like to see more involvement from our general membership in helping with projects in the club, volunteering to assist our hard-working executive board, and setting up several committees toward that end.

I look forward to this new year and hope to assist you and the club in any way I can.

Thank you,

Ellen Sisco
TBMSC president



Mark your calendars: General Members Quarterly Meeting

WHEN: Saturday, March 1

TAILGATE/CRAFT SUPPLY SALE: 9 a.m.-1 p.m. (set up starts at 8:30 a.m.)

PRESENTATION: 11:30 a.m.-noon. Carlo Lucin's presentation on rock tumbling methods and tips

GENERAL MEETING: Noon

INSTRUCTOR LIST

Linda Collins

LCollins1953@gmail.com
Cold Connections, Wire Wrapping,
Lapidary, Silver, Metal Shop foreman

Tom Dershem

rocky1375@verizon.net
Faceting

Peter Favaro

hawk_doc@hotmail.com
Lapidary, Lapidary Shop Foreman

Christy Gorrow

cgorrow@juno.com
Beading, Kumihimo, Viking Knit

Jim Kammel

jmkammel@gmail.com
Faceting

Lisa Miller

meggymoo65@gmail.com
Silver

Barbara Rivolta

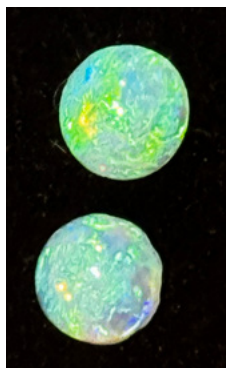
barbara.rivolta@gmail.com
Metal Clay, Fused Glass, Enameling

Lyra Solochek

lyrasolochek@gmail.com
Lapidary, Metal Clay and Faceting
foreman

What have you been creating?

You've been learning new skills and working hard on your projects. Let's celebrate your successes in the Members' Showcase! Send us a photo of your finished work, along with your name and some details about it to geodeeditor@gmail.com with subject line of "Showcase."



Crystal opals, by Peter Favaro



Picasso cabochon by Ellen Sisco



Chatoyant sodalite with inlay of silver and psilomelane (on Damascus knife), by Lyra Solochek



Indonesian fossilized coral bracelet in silver by Kathy Reid



Christmas earrings by Christy Gorrow



"Jaws," polished agate and quartz by Ellen Sisco

Continued on next page

Members' showcase

Continued from previous page



Unknown material, Turkish turquoise, hawk's eye cabochons by Peter Favaro



Chip inlay with rhodonite, sodalite, lapis and petrified wood by Kathy Reid



Lapis cabochon by Ellen Sisco




Linda Collins: Wire weaving



Silver metal clay dimensional pendant and earring set by Lyra Solochech



Stone-on-stone pendant in silver by Lyra Solochech



Faceted natural ruby by Peter Favaro



Textured silver domed earrings by Kathy Reid

GUEST INSTRUCTOR CHUCK BRUCE

Feb. 20-21

Top Inlay ½-inch Cuff



Students will construct a top inlaid ½-inch cuff (3 styles) using sterling silver sheet, square wire with hard solder and Prip's flux, then add additional side design detail, form and top inlay stone. Students can bring basic silver tools (favorite jeweler's saw, forging hammer, rawhide, etc.), pocketknife or scribe, though all tools needed will be available to use. Students need to bring a slab or four pieces of tumbled rock to inlay. Bring something that calls you or is exceptional, it makes the cuff. Pattern stones do very well with plain colored stone. There will be rock available, but most people usually have something that is special already. Lunch will be provided by the club.

**Click here
to sign up**



DATES: 9 a.m. - 5 p.m. Feb. 20-21 (Thursday and Friday)

Cost: \$400 (\$500 for non-members), \$96 deposit required to reserve a seat. (Deposit nonrefundable after Jan. 20)

Lab Fee: Included in cost of the workshop - All Sterling Silver for project (20-gauge sterling silver sheet, 10-gauge square sterling silver wire), all banding silver, titanium solder pick to use, scribe, Prip's flux, silver hard and medium wire solder, saw blades, glues for inlay, stabilizer glues, 3M and black Cratex wheels on Dremel points, green scrubby, pencil and disposable goods. Does include some banding stones and wood.

Prerequisites: Previous silver or soldering experience and lapidary (cabbing)



Chuck Bruce

With a background in interior design and fashion merchandising, Chuck turned his passion to jewelry. He is faculty at various schools across the country, including William Holland Lapidary School in Georgia. He has been a regional artist for 16 years and is knowledgeable in cabochons, advanced chain making, chasing and repousse, cold connections, design, fold forming, gold, granulation, lost wax casting, mokume-gane, opals, inlay, intarsia, silver I & II, spool knitting and steel tools. An active member of Indiana Artisan. www.chuckbrucedesigns.com

Continued on next page

Continued from previous page

GUEST INSTRUCTOR CHUCK BRUCE

Feb. 22-23

Inlay Pendant (Regular or Side Inlay)



Pendant 1



Pendant 2



**Pendant 3
with side inlay**



**Pendant 4
with side inlay**

Students will construct an Inlay Pendant — two of pendant No. 1 and/or No. 2, or one of pendant No. 3 or No. 4 — using sterling silver sheet, square or triangle wire with hard solder and Prippls flux. For pendant 3 or 4, add side inlay design detail and top inlay stone. Students can bring basic silver tools (favorite jewelers saw, forging hammer, rawhide, etc.), pocket knife or scribe, though all tools needed will be available to use. Students need to bring a slab or four pieces of tumbled rock to inlay. Bring something that calls you or is exceptional, it makes the pendant. Pattern stones do very well with plain colored stone. There will be rock available, but most people usually have something that is special already. Lunch will be provided by the club.

**Click here
to sign up**



Dates: 9 a.m. - 5 p.m. February 22 and 23 (Saturday and Sunday)

Cost: \$400 (\$500 for non-members), \$96 deposit required to reserve a seat.
(Deposit nonrefundable after Jan. 22)

Lab Fee: Included in cost of the workshop — All Sterling Silver for Project (20 gauge sterling silver sheet, 4 gauge triangle wire or 10 gauge square sterling silver wire, double half round back bail, pendant 3 or 4 have another back plate & lift), all banding silver, titanium solder pick to use, scribe, Prippls flux, silver hard and medium wire solder, saw blades, glues for inlay, color inks for two-part epoxy, stabilizer glues, 3M and black Cratex wheels on Dremel points, green scrubby, pencil and disposable goods. Does include some banding stones and wood.

Prerequisites: Previous silver or soldering experience (very helpful) and Lapidary (cabbing)

MASTER CLASS WITH CAITLIN ALBRITTON

JAN. 25-26 (ONLY 2 SEATS LEFT)

Cobblestone Inlay Pendant

Create more texture in your inlay jewelry by making them cobblestone inlays! In this master class, you'll learn how to create multi-stone mosaics out of silver and stone, where each stone is cut and domed

**Click here
to sign up**



separately for a more interesting surface texture. You'll learn a few ways to do cobblestone inlays: stone-to-stone inlay and channel inlay, where the stones are separated by sterling strip

wire. Students can choose any design they want, they'll just have to be pre-approved designs (please send drawings/ideas to info@c-albritton.com) or she will have some designs for you to use for the class. Feel free to use stone slabs you like, and she'll also have some for purchase.

What is Inlay jewelry? [Click here](#) for more information about this art form.

When: Saturday and Sunday, Jan. 25-26, 9 a.m.-4 p.m. each day

Prerequisites: Fundamentals of Silver Course and Beginning Cabochon class, or equivalent experience

Cost: \$400 for TBMSC club members. \$500 for non-members. A deposit of \$90 for club fee required to reserve a seat. Pay \$310 to instructor. You must be a member to take this class. Save a spot on [Signup Genius](#).

Note: Please bring your own lunch for each day.



The photo above shows the difference between flush inlay, left, and cobblestone inlay, right.



METAL SHOP

Silversmithing 1.1: Introduction to Silversmithing



- 9 a.m. to 2 p.m. April 12

The first class of the Fundamentals of Silversmithing Course is a five-hour class where the student will create a textured sterling silver ring band. The basics of metalsmithing will be covered, including shop etiquette and safety, how to use jewelry tools, soldering, finishing. Cost: \$78* Materials and the use of tools are included in the cost. (*Materials cost is subject to change based on market prices.) Deposit of \$33 on Signup Genius required to reserve a seat. Pay the balance of \$45 to the instructor. Students must bring own Optivisor. Closed-toed shoes required. No loose clothing; long hair must be tied back.

Contact instructor Lisa Miller at meggymoo65@gmail.com or 772-631-1405 for more information about the Fundamentals of Silversmithing Course.

**Click here
to sign up**



Silversmithing 1.2 class: Split-shank ring with a stone



- 9 a.m.-1 p.m. Jan. 11 and Feb. 1
- 9 a.m.-1 p.m. Feb. 15 and March 1

In the second class of the Fundamentals of Silversmithing Course, the student will make a split-shank ring with a stone in it. This class consists of two four-hour classes.

Cost: \$141* Materials and the use of tools are included in the cost. (*Materials cost is subject to change based on market prices.)

Deposit of \$52 on Signup Genius required to save a seat.

Prerequisite: Must have completed Silver 1.1.

Students must bring own Optivisor. Closed-toe shoes required. No loose clothing; long hair must be tied back. Contact instructor Lisa Miller at meggymoo65@gmail.com or 772-631-1405 for more information about the Fundamentals of Silversmithing Course.

**Click here
to sign up**



Silversmithing 1.3 class: Pendant



In the third and final class of the Fundamentals of Silversmithing Course, the student will create a sterling silver pendant featuring a round or oval cabochon. This class consists of two four-hour classes.

- 9 a.m.-1 p.m. March 15 and 29

Cost: \$144* Materials and the use of tools are included in the cost.

(*Materials cost is subject to change based on market prices.)

Deposit of \$52 on Signup Genius required to save a seat.

Prerequisite: Must have completed Silver 1.1 and 1.2.

Students must bring own Optivisor. Closed-toed shoes required.

**Click here
to sign up**



Contact instructor Lisa Miller at meggymoo65@gmail.com or 772-631-1405 for more information about the Fundamentals of Silversmithing Course.

WIRE CRAFTS



Jan. 12 **Wire Wrapping I**

\$70

Your class includes:

- A 3-hour class – (taking home at least 2 completed projects)
- Instructor, shop and material fees
- Two packages of different shaped wire
- Leather necklace for each stone
- A selection of cabochons for your projects



**Click here
to sign up**

DATES:

Noon-3 p.m. Sunday, Jan. 12

Skills learned in this class will be:

- How to manipulate & shape wire
- How to make a simple bale
- How to read the curves of your stone to complement the wire wrap



Jan. 18 and Jan. 21 **Wire Wrapping II**

\$75

Your class includes:

- A 3-hour class – (taking home at least 2 completed projects)
- Instructor, shop and material fees
- Three packages of different shaped wire
- Make a wire necklace for each stone
- A selection of cabochons for your projects



**Click here
to sign up**

DATES:

11 a.m.-2 p.m. Saturday, Jan. 18

11 a.m.-2 p.m. Tuesday, Jan. 21

Skills learned in this class will be:

- How to manipulate & shape wire
- How to make a designed bale
- How to wrap and compliment the finish design of the stone



Jan. 28 **Wire Weaving Advanced Beginner**

\$100

DATE: 10 a.m.-2 p.m. Tuesday, Jan. 28

In this Advanced Beginner's Wire Weaving Class, you will learn how to weave wire into strips, shaping these wire strips around your stone to create a frame (similar to a bezel) capturing your beautiful Cabochon.

Prerequisite: Wire Wrapping I and II

**Click here
to sign up**



You must be a member to take these classes. Or purchase a single-day pass for \$20.

TABLE CRAFTS

Filling the gap with Kumihimo



Here are 3 samples of "Fill the Gap" or 7-cord Kumihimo. Both the top and middle ones are done with 1mm silk rattail cord. The top one is done and seven colors to show the structure of the braid. The second one is done with just three colors. The bottom one is done with 8/0 beads in 3 colors. Each third is a slightly different pattern. Each one of these could be made into a bracelet or a necklace if you made it longer.

The Table Crafters are back on Wednesdays this month from 11 a.m.-1 p.m. If you have any projects you'd like to work on, please join us during Open Shop.

On Jan. 15 and 22, those interested may learn the seven-cord Kumihimo technique using seven cords instead of the usual eight cords. It's called "Fill the Gap." If you have Kumi experience, it'll be a snap. I'll have 1mm satin cord to learn on.

If Saturdays are better for you, there is a class from 10 a.m.-1 p.m. this Saturday, Jan. 11. The price will be \$15 club fee and \$5 materials fee for a total of \$20, payable to the instructor. I recommend you make a sample long enough to turn it into a bracelet. I'll have end caps, jump rings, and toggles or magnets available to purchase, or bring your own. I have a few Kumihimo disks available for sale or bring your own. If you have lots of your own materials, send me a note and I'll give you a materials list.

Viking Knit

In February, the Table Crafts group will have the opportunity to learn Viking Knit. There will also be a Viking Knit class from noon-3 p.m. Sundays, February 2 and 9. The cost would be a total of \$38 (\$23 for club fee, \$15 to the instructor for materials.

Hope to see you at the club!

— Christy Gorrow, cgorrow@juno.com



Viking knit

**Click here
to sign up**



FACETING

Beginning Faceting class



- 9 a.m.-3 p.m. Jan. 18-19, 2025

This is a two-day class on cutting faceted gemstones (transparent stones similar in appearance to diamonds). You will learn how to choose cutting material, dop the stone, cut and polish facets, transfer a stone, and proper operation and care of a faceting machine. Each student will complete one stone.

Cost is \$230 total, which includes materials, instructor fee, club shop time and use of machines. A deposit of \$130 is required to reserve a seat. The balance of \$100 should be paid directly to the instructor on the first day of class.

Each student should have his/her own Optivisor to closely examine the stone during the cutting process. These are available on Amazon or Harbor Freight.

You must wear closed-toed shoes. No loose clothing and long hair must be tied back.

**Click here
to sign up**



METAL CLAY

Camp Metal Clay 101 Certification Course

In this class, students will learn all of the fundamental skills required to work with metal clays and be successful with silver metal clay products. This class is great for beginners, as a refresher course, or for the experienced user who would like to teach metal clay jewelry making.

**Click here
to sign up**



Students will practice fundamental techniques including rolling, texturing, cutting, carving, sculpting, molding, refining, firing and polishing. Extra time is devoted to discuss firing processes and each student learns torch firing and kiln firing techniques. Students will make five projects including a pair of earrings with a fireable stone, a double-textured

pendant with syringe detail, wrapped beads, a sculpted toggle clasp and a wrapped ring with a fireable stone. The class utilizes multiple types of clays to ensure each student learns the appropriate usage of each type of clay.

Students receive kits including clay, all stones and findings necessary to complete the projects and a few miscellaneous tools. Upon completion of the projects and lecture time, students will take a short written test. Each student will receive a Certificate of Completion from Sawtooth School for Visual Art and an 8% discount on clays at Clay Revolution and participating suppliers.

This is an four-day course: Feb. 1-2 and Feb. 15-16, 10 a.m. to 4 p.m. each day.

Cost: \$540 total

Class fee: \$390 includes instruction 4 forms of silver metal clay, all findings, and misc. tools needed to complete the projects. Paid to instructor (cash or check).

TBMSF fee: \$150 (shop and registration fees)

Must be a member to take this class. Membership is \$50 per year, or day passes are available for \$20 each day (so getting a membership would be cheaper).

When: 10 a.m. - 4 p.m. Feb. 1-2 and Feb. 15-16



Metal Clay Valentine Heart Pendant

This sweet pendant is made with only 10 grams of fine silver clay and a slice or two of a colorful polymer clay cane. A perfect beginner project, you will learn how to roll, texture, and cut out clay; how to make and attach a bail; and how to torch fire. After finishing the heart and applying patina, the center will be filled with polymer clay. You will also learn how to finish the polymer to a high shine.

**Click here
to sign up**



Date: 11 a.m. to 4 p.m., January 25

Instruction + Materials Kit: \$80

Club Fee: \$35

Materials kit includes 10 grams of fine silver clay, polymer clay canes, heart template, polishing pad, non-stick sheet, sanding pad, plastic sheet protector



LAPIDARY

Beginning Cabochon class



- 9 a.m.-5:30 p.m. Jan. 18-19
- 9 a.m.-5:30 p.m. Feb. 15-16
- 9 a.m.-5:30 p.m. March 8-9
- EVENING: 6-9 p.m. April 8, 10, 15, 17, 22
- 9 a.m.-5:30 p.m. May 10-11
- EVENING: 6-9 p.m. July 8, 10, 15, 17, 22

This is either a two-day workshop or 5-night series covering the basics of turning slabs of rocks into polished pieces. The cost of the class is \$230, which includes materials, instructor fees and shop time. A deposit of \$130 is required to save a spot, and the balance of \$100 should be paid to the instructor the day of the class. You must wear closed-toed shoes. No loose clothing and long hair must be tied back. Bring a waterproof apron, an Optivisor, a large towel and lunch.

Click here
to sign up



Lapidary Open Shop Reservations

Members who completed the Beginning Cabochon class may use equipment in the Lapidary Shop during Open Shop. You must present your shop pass to the monitor when you sign in. If you do not have a card, ask the monitor or shop foreman for one. If you have previous cabbing experience, but did not take the Beginning Cabochon class, talk to the shop foreman for a Skills Check to get your shop pass. You must be a current member to use club facilities. Cost is \$6 per hour.

PayPal, credit card or exact change only.

Click here
to sign up



Metal Open Shop Reservations

Members who completed the Beginning Silver course may use the Metal Shop during Open Shop hours. You must present your shop pass to the monitor when you sign in. If you do not have a card, ask the monitor or shop foreman for one. If you have previous smithing experience, but did not take the Beginning class, talk to the shop foreman for a Skills Check to get your shop pass. You must be a current member. Cost is \$6 per hour. **PayPal, credit card or exact change only.**

Click here
to sign up



Rockhounding resources

Here are some websites that offer great information about rockhounding in Florida.

[Florida Rockhounding Location Guide & Map](#)

[How To Find Rocks rockhounding guide in Florida](#)

[Obtaining fossil permits in Florida](#)

[Gator Girl Rocks: America's Best Rockhounding Resource](#)

Additionally, the [Tampa Bay Fossil Club](#) hosts fossil-hunting field trips. Go to their website for more information.

Brad's Bench Tips

By Bradford Smith

Depth gauge for drilling

Sometimes you need to drill a number of holes all to the same depth. One quick and easy way to do this is to wind some tape around the drill bit so that the tape just touches the part surface when the hole is deep enough.

You can set the depth either by measuring from the tip of the drill to the tape or by drilling to the correct depth, leaving the bit in the hole, and wrapping tape around the bit at the surface level.

Note that a little extra tape left free on the end will blow away debris from the drilling.



Piece of leather

Leather has a multitude of uses in the shop. I often use a scrap of it to work on to avoid scratching the back of a piece of jewelry while setting stones. It's also great for times when you need to clamp one of your tools in a vise, for instance a drawplate. Scraps of leather can be salvaged from purses or belts that are being thrown out.

.....

"24 Easy Metal Textures" - With No Rolling Mill Required


It details 24 different techniques for adding texture to your jewelry and metal work without the need for heavy equipment like a mill. The techniques make use of more comMonday, tools and materials around the shop — like hammers, stamps, punches and tool bits for the Dremel or Foredom.

Each technique is explained in detail with:

- Description and pictures of the technique
- Procedures for creating the texture
- List of tools and supplies needed
- Options for modifying and personalizing

These methods are both useful and practical. I use them in my own work, and I teach them to others in classes and workshops. What's more is they're practical. None should put a dent in your budget.

Copies are available now at <https://amazon.com/dp/BOBPGPTBNH/>



Smart Solutions for Your Jewelry Making Problems

Click to see all of Brad's books on amazon.com/author/bradfordsmith

CALENDAR

GENERAL CLUB HOURS

Tuesday: 4-8 p.m.

Thursday: By appointment

Saturday: 9 a.m.-1 p.m.



[vecteezy.com](https://www.vecteezy.com)

CLASSES, OPEN SHOP AND EVENTS

Saturday, January 11, 2025

9 a.m. - 1 p.m. Lapidary Open Shop

9 a.m. - 1 p.m. Silver 1.2, Day 1

10 a.m. - 1 p.m. 7-Cord Kumihimo

Sunday, January 12, 2025

12 p.m. - 3 p.m. Wire Wrapping I

Tuesday, January 14, 2025

4 p.m. - 8 p.m. Lapidary Open Shop

4 p.m. - 8 p.m. Metal Open Shop

Wednesday, Jan. 15, 2025

11 a.m.-1 p.m. Table Crafts Open Shop

Saturday, January 18, 2025

No Lapidary Open Shop

9 a.m. - 5:30 p.m. Beginning

Cabochon, Day 1

9 a.m. - 3 p.m. Faceting, Day 1

11 a.m. - 2 p.m. Wire Wrapping II

Sunday, January 19, 2025

9 a.m. - 5:30 p.m. Beginning

Cabochon, Day 2

9 a.m. - 3 p.m. Faceting, Day 2

Tuesday, January 21, 2025

11 a.m. - 2 p.m. Wire Wrapping II

4 p.m. - 8 p.m. Lapidary Open Shop

4 p.m. - 8 p.m. Metal Open Shop

Wednesday, Jan. 12, 2025

11 a.m.-1 p.m. Table Crafts Open Shop

Saturday, January 25, 2025

No Open Shops

9 a.m. - 4 p.m. Master Class:

Cobblestone Inlay, Day 1

11 a.m.-4 p.m. Metal Clay

Valentine's Heart Pendant

Sunday, January 26, 2025

9 a.m. - 4 p.m. Master Class:

Cobblestone Inlay, Day 2

Tuesday, January 28, 2025

10 a.m. - 2 p.m. Advanced Beginner:

Wire Weaving

4 p.m. - 8 p.m. Lapidary Open Shop

4 p.m. - 8 p.m. Metal Open Shop

Wednesday, Jan. 29, 2025

11 a.m.-1 p.m. Table Crafts Open Shop

Saturday, February 1, 2025

No Metal Open Shop

9 a.m. - 1 p.m. Lapidary Open Shop

9 a.m. - 1 p.m. Silver 1.2, Day 2

10 a.m. - 4 p.m. Camp Metal Clay

101 Certification Course, Day 1

Sunday, February 2, 2025

10 a.m. - 4 p.m. Camp Metal Clay

101 Certification Course, Day 2

Monday, February 3, 2025

6:30 p.m. - 8:30 p.m. TBMSC Board Meeting

Tuesday, February 4, 2025

4 p.m. - 8 p.m. Lapidary Open Shop

4 p.m. - 8 p.m. Metal Open Shop

Wednesday, February 5, 2025

11 a.m.-1 p.m. Table Crafts Open Shop

Saturday, February 8, 2025

9 a.m. - 1 p.m. Lapidary Open Shop

9 a.m. - 1 p.m. Metal Open Shop

Tuesday, February 11, 2025

4 p.m. - 8 p.m. Lapidary Open Shop

4 p.m. - 8 p.m. Metal Open Shop

Wednesday, February 12, 2025

11 a.m.-1 p.m. Table Crafts Open Shop

Saturday, February 15, 2025

No Open Shops

9 a.m. - 5:30 p.m. Beginning

Cabochon, Day 1

9 a.m. - 1 p.m. Silver 1.2, Day 1

10 a.m. - 4 p.m. Camp Metal Clay

101 Certification Course, Day 3

Sunday, February 16, 2025

9 a.m. - 5:30 p.m. Beginning

Cabochon, Day 2

10 a.m. - 4 p.m. Camp Metal Clay

101 Certification Course, Day 4

Tuesday, February 18, 2025

4 p.m. - 8 p.m. Lapidary Open Shop

4 p.m. - 8 p.m. Metal Open Shop

Wednesday, February 19, 2025

11 a.m.-1 p.m. Table Crafts Open Shop

Thursday, February 20, 2025

9 a.m. - 5 p.m. Chuck Bruce: Inlay Cuff, Day 1

Friday, February 21, 2025

9 a.m. - 5 p.m. Chuck Bruce: Inlay Cuff, Day 2

Saturday, February 22, 2025

No Open Shops

9 a.m. - 5 p.m. Chuck Bruce: Inlay Pendant, Day 1

Sunday, February 23, 2025

9 a.m. - 5 p.m. Chuck Bruce: Inlay Pendant, Day 2

Tuesday, February 25, 2025

4 p.m. - 8 p.m. Lapidary Open Shop

4 p.m. - 8 p.m. Metal Open Shop

Wednesday, February 26, 2025

11 a.m.-1 p.m. Table Crafts Open Shop

Saturday, March 1, 2025

No Open Shops

9 a.m. - 1 p.m. Silver 1.2, Day 2

9 a.m. - 1 p.m. Tailgate/Crafting Sale

11:30 a.m. - 12 p.m.

Presentation: Tumbling

12 p.m. - 12:30 p.m. Members Meeting

Monday, March 3, 2025

6:30 p.m. - 8:30 p.m. TBMSC Board Meeting

TBMSC Board Meeting Minutes

January 6 , 2025

Present: Ellen Sisco, Miles Bhave, Lyra Solochek, Peter Favaro, Christy Gorrow, Kathy Reid, Carlo Lucin, Greig Lundgren, Linda Collins, Cindy Britten, Patti Kepple, Brenda Gregory

Call to order: Peter Favaro at 6:41 p.m.

- Swearing in of newly elected officers and board members by outgoing president Peter Favaro
- Executive session to discuss filling two vacancies on the executive board.
- Board entered open session, voted to fill Ellen Sisco's remaining term with Brenda Gregory, and the open secretary position with Cindy Britten. Peter swore in replacements.
- Approval of minutes from December meeting. Motion to approve: Lyra Solochek, Patti Keppel seconded, all approved
- Treasurer's report by Linda Collins, treasurer. Starting to make deposits for Spring show. Matter of Insurance Premium is settled. Lyra brought up need to follow-up on Home Depot refund on initial refrigerator purchase. Motion to approve report: Lyra Solochek, seconded by Christy Gorrow, all approved.
- Spring Show updates. – will have 59 vendors - 20 paid so far; 15 on wait list
- Kids area attendance has decreased over last two shows. Discussion on how to improve this. Suggestions: Advertise to home schoolers? Scouts? Make contact with grade level science supervisors about field trips?

Open issues

- Construction update
 - Remaining cabinets to be installed next week; concrete done by end of month; concrete and extra cabinets are the only outstanding payment.
 - Motion made by Lyra Solochek. to contact another concrete company (driveway company) to get job done quickly and professionally. Seconded by Christy Gorrow, all approved to get estimates from another company
 - Also we need a company to install handicap rails outside building
- Peter Favaro suggested that the Board may want to consider getting an estimate for trimming the trees over the driveway; danger of tree falling and hitting the building. Lyra Solochek will contact our regular tree person for an estimate.

New issues

- 2025 department budgets
 - Budgets for each department last year was \$1,500 per department; can be used on wear items only. Motion made by Linda Collins to increase the budget to \$2,000 per department because of inflation; seconded by Lyra Solochek, approved by all.
 - Spending per department should be tracked by department heads, itemized tracking sheet (kept on departments SOP), will be summarized at end of year for review.
 - Discussion on need for a "Purchaser" to assist Linda with keeping track of spending by clubs. Ellen Sisco volunteered to be the "Purchaser."
 - Replacement of equipment, tools and other non-wearable items must be submitted to the Board for approval
- Upcoming classes, department updates and expenses:
 - Increase availability of beginning/day classes and add make-and-take classes. Discussion on increasing Saturday's hours
 - Classes are open to members. Or \$20 day pass available, which can go toward a full membership.

Continued on next page

Continued from previous page

- Lapidary: Peter Favaro will continue to be a Lapidary Foreman. We will offer “Lapidary Lite” classes for \$45 to attract new students. This will start in February.
- Faceting: Foreman Tom Dershem’s status is unknown. Lyra Solochek will take over as Faceting Foreman.
- Metal Shop: Several guest instructors classes are coming up next two months. Also more of Lisa Miller’s Silver classes have been scheduled.
- Metal Clay: Certification course scheduled for February. Valentine heart class in January. We are inviting guest artist Michael Marx to teach in August.
- Inventory due Feb. 3 – each department submits inventory of major items.
- Estate intake – Large collection from Audrey Mayrent’s estate was donated by her husband Cliff Blumenfeld. Most of the donations – equipment, tools and materials – will go toward Table Crafts, Metal Shop and Metal Clay departments. Leftovers will be sold at the March 1 tailgate and the sale will be posted on social media.
- Next quarterly meeting in March 1. We will have a tailgate, presentation by Carlo Lucin and craft supply sale.
- The club has been invited to the Gemorama Show at the Strawberry Festival grounds in Plant City. May 23-25. Set-up May 22. Four tables were donated to club to promote our club. We can sell items, do demos, etc.

Other discussions:

- Need additional monitors and instructors for lapidary and metal open shops to supplement/relieve present monitors/teachers
- Need to broaden social media presence – Miles Bhavé volunteered to work on this.
- Establish Committees: Ellen to come up with ideas for committees—discussed at next board meeting.
- Vision and Goals for Club for 2025 – ideas to be submitted for next board meeting.

Next board meetings: Feb. 3 and March 3

Next general members meeting: March 1

Meeting adjourned at 9 p.m.

.....

ELECTED OFFICERS AND BOARD MEMBERS OF THE TBMSC

Officers

Ellen Sisco, President**

Lyra Solochek, Vice President**

Linda Collins, Treasurer*

Cindy Britten, Secretary*

Board Members

Christy Gorrow*

Greig Lundergan**

Brenda Gregory*

Carlo Lucin**

Kathy Reid*

Patti Kepple**

Milind Bhavé**

*Term expires in 2025

**Term expires in 2026

2024 December Treasurer's Report

	CHECKING	SAVINGS
Beginning Balance:	\$ 37,437.31	\$ 47,117.87
Ending Balance:	\$ 39,264.71	\$ 47,119.07
Income/Expenses:	<u><u>\$ (1,827.40)</u></u>	<u><u>\$ 1.20</u></u> Interest Income

Income: Paypal, Sign-up Genius, Weekly Club Income, Mmbrshp Renewal

Sign-up Genius	\$ 752.70
Paypal Transfer	\$ 2,025.50
Deposits - Show	\$ 6,075.00
Deposit Christmas Tailgate/Mbrshp	\$ 935.68
Membership Renewal	\$ 200.00
	<u><u>\$ 9,988.88</u></u>

October Expenses

Clubhouse Expenses

T-Mobile Co. Phone	
Teco (November)	\$ 104.92
Teco (December)	\$ 122.43
Company Utilities	\$ 21.87
Lyra Solochech - Geode (Dec)	\$ 150.00
Manatee Insurance Company	-
Auto Owners Insurance	-
Club Supplies	\$ 23.83
Sign Up Genius	\$ 125.77
Famous Tate - Refridgerator	\$ 479.11
HP Insta Ink	\$ 15.04
Southeast Abatement Services	\$ 5,100.00
	<u><u>\$ 6,142.97</u></u>

Show Expenses (Vendor Refunds)

Village Monocco	\$ 1,080.00
Logan Edelman	\$ 270.00
Alex Dragoni	\$ 135.00
Nancy Mamisak	\$ 405.00
	<u><u>\$ 1,890.00</u></u>

Lapidary Expenses

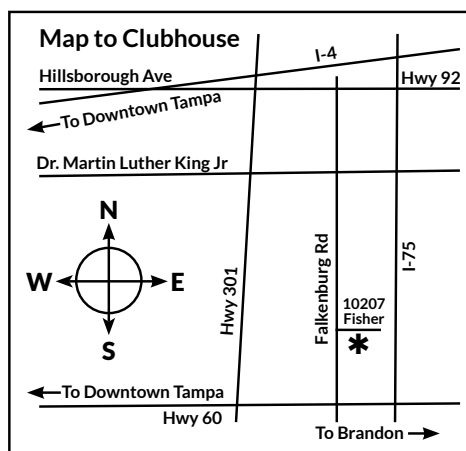
Amazon - Lap. Sys.	\$ 96.29
Tractor Supply-Lap. Sys.	\$ 32.22
	<u><u>\$ 128.51</u></u>

Tampa Bay Mineral and Science Club, Inc.

Membership Application

*Mandatory fields

Adult 1 Name*		Email*	Birth month
Adult 2 Name*		Email*	Birth month
Child (under 18)			Birth month
Child (under 18)			Birth month
Child (under 18)			Birth month
Address			
City	State	ZIP	Phone*
Preferred form of contact*			Are you willing to receive your monthly newsletter by Email?
<input type="checkbox"/> Email <input type="checkbox"/> Text <input type="checkbox"/> Phone			<input type="checkbox"/> Yes <input type="checkbox"/> No
I hereby apply for membership for myself and others listed above, and agree not to hold any claims against the club.*			Referred by:
Signature		Date	



Annual dues (January 1-December 31): \$50 individual, \$25 for each additional adult in the household, and \$5 for each child under 18.
Multi-year membership: \$180 individual for 4 years, \$90 per additional adult in household for 4 years
Lifetime membership: \$600 individual, \$300 per additional adult in household.

Make checks payable to "TBMSC" and mail with this application to 10207 Fisher Avenue, Tampa, FL 33619, or drop it off at the club house when you visit.

Clubhouse: 10207 Fisher Avenue, Tampa, FL 33619

Phone: (813) 684-2039

Website: www.tampabayrockclub.org

Regular membership meetings: 1st Saturday of Mar., June, Sept. and Dec.

Board meetings: 1st Monday of each month, 6:30 p.m.

Monthly Newsletter: The Coral Geode

The Tampa Bay Mineral and Science Club is a non-profit organization for the charitable and educational purposes of associating persons who are interested in natural science to work together as an organization in the gathering, displaying, and studying of rocks, shells, jewelry arts, and any kind of scientific objects of interest to the individual and the organization and to promote community interest in these subjects.

For Club Use

Cash or Check #	Amount	Receipt Done	Cards Done	Added to Mbr List	
-----------------	--------	--------------	------------	-------------------	--

Revised 1/2025