



THE CORAL GEODE

MAY 2022

IN THIS ISSUE

President's message, **1**

June tailgate/potluck/
club meeting, **2**

Upcoming classes, **3**

Instructor list, **3**

Upcoming shows in
Florida, **8**

Rockhounding
resources, **8**

Scenes from the class-
rooms, **9**

Brad's Bench Tips, **11**

May Board Meeting
minutes, **12**

ABOUT OUR CLUB

Address: 10207 Fisher
Ave., Tampa, FL33619

Website: [tampabay
rockclub.org](http://tampabayrockclub.org)

Email: [info@tampabay
rockclub.org](mailto:info@tampabayrockclub.org)

Phone: (813) 684-2039



President's message

By Gerri Lundergan

We are now in Phase 2 of our Club Goals.

Phase 1 was getting the club's financial records all caught up and getting the club back on track for its accounting, and updating by-laws and put in place protocols to eliminate these kinds of issues from happening again. That took all of 2021 and into 2022.

Phase 2: We're beginning to work through the list of much needed club-house repairs and maintenance that has been neglected over the years.

Folks, we own this building and need to take care of her as she takes great care of us. Unless a new building miraculously appears, she is where we meet, offer classes, and hang out for the future. Taking out a loan to remodel or add on is not in the club's best financial interest. We work with the funds we have on hand and work to raise more for needed upgrades and repairs.

We have been working through the electrical updates for a while, cleaning up around the clubhouse and working on painting the exterior. We have been fortunate to have members who do construction to help with some of it, an electrician who likes rocks and hired professionals as needed.

Now we are required to get the trees trimmed back from the clubhouse. Plus, the pumphouse has some shifted blocks that require attention and some roof repair.

Next is deciding what to do with the clubhouse floor. We are leaning toward pulling all the lino tiles and painting the floor like in the Metal Shop. For a long-term solution, this is the most cost effective.

Why am I sharing all of this? As members you should be kept informed

Continued on [next page](#)

Continued from [previous page](#)

as to what goes on. There are lots of decisions that happen to keep this clubhouse open.

We are asking anyone who is interested in running for a Board position or an Office for 2023 to start coming to the Board meetings and Club meetings. Find out what is *really* involved in running this club.

We are not the small little social club we once were. We have grown into a medium-sized non-profit corporation. That means management is a bit more structured and there are added responsibilities.

Allow me to address a few comments we have heard recently:

Why do we really need the Security Cameras?

Well, it has really stopped the Theft issue we had. Yes, Theft. We lost several thousand dollars of rocks over the past few years. The New cameras and changing of locks have stopped all of this. Quite simple – get caught on camera misappropriating club property – get removed and/or possible prosecution. It also gives us the opportunity to check on things when we get a report from someone.

Why are there Instructor Fees?

We Love our Instructors and the Knowledge they bring to the clubhouse. The Instructor Fee helps to cover their time, and gas to get them back and forth to the clubhouse. Some of our Instructors come from New Port Richey, Dunedin, or farther.

But we are a non-profit, why isn't everything free?

Being a nonprofit means that no one person puts a profit in their pocket. As a non-profit, all monies are put back into the club. This allows us to do needed maintenance, buy new equipment, have an emergency fund, and offer continuing education. The funds keep the clubhouse open, pay our overhead and keep the doors open.

We have a great group of members who make the club what it is. It takes all of us to keep her going.

We have a Board with a vision for a continued future for the club. It takes hard work and dedication. But the rewards we reap as a club far outweigh the hours.

Our youth are our future, and we are going to start expending a lot of energy into cultivating that.

Families with their kids.

That is our future.

Gerri



June 4


Tailgate/Potluck/Club Meeting

On Saturday, June 4, we will hold our quarterly members tailgate/flea market and club meeting.

- Gate opens at 8 a.m. for set up.
- Tailgate: 9 a.m.-1 p.m.
- Club meeting: 1 p.m.

Come sell, shop, meet other members, chat with instructors, and enjoy a tailgate potluck. Bring a dish to share. We can put crock pots and food items in the clubhouse. We will provide cups, plates, and silverware. Bring your own chairs and beverages.

We will bring out what is remaining of the estate items – mostly beads and findings – plus books. There will also be slabs, some rough and crystals. Plus, a huge bin of \$1 items.



Upcoming classes

TWO-DAY ADVANCED STONE SETTING WORKSHOP (FULL)

10 a.m.-2 p.m. Saturday, May 21, and Sunday, May 22

Don Roberts will be back for the next installment of stone setting. This workshop will cover flush setting a faceted stone.

Prerequisite: Must have completed a Silver 1 course and be a club member.

Material Needed:

- 2-3/4 long x 6 gauge half round sterling wire
- 2.5mm faceted stone

Tools Needed:

- Optivisor
- Provided by Instructor
- 2.5mm stone setting burr
- 2. ball burr
- 1 mm Drill

Cost:

50.00 class fee

40.00 shop fee

12.00 Material fee



This class is already full. But you can contact Don Roberts about his future classes at flmetalsman@yahoo.com.



BEGINNING METALSMITHING/BEGINNING SILVERSMITHING

Series begins Tuesday, May 17

Two new nine-week sessions with Tony Carrino are scheduled to start in May. Choose between 2-5 p.m. or 6-9 p.m. on Tuesdays. Email Tony at tcarrino@verizon.net for more details.

INSTRUCTOR LIST

Tony Carrino

tcarrino@verizon.net

Metal Shop Foreman and Instructor

Char Ciammaichella

charweave@gmail.com

Pine needle baskets

Linda Collins

LCollins1953@gmail.com

Cold Connections

Tom Dershem

rocky1375@verizon.net

Faceting, Faceting Shop Foreman

Christy Gorrow

cgorrow@juno.com

Beading/Kumihimo/Viking Knit

Michelle Gowland

afinowitzme@gmail.com

Beading workshops

Gerri Lundergan

dunpaintedfarm@yahoo.com

Lapidary, Lapidary Shop Foreman and Wire Wrapping

Barbara Rivolta

barbara.rivolta@gmail.com

PMC, Fused Glass

UPCOMING CLASSES

SINGLE PROJECT KUMIHIMO

10 a.m.-noon or 6-9 p.m. May 5, 19, 26

If you've tried kumihimo before and would like to learn patterning, a new pattern, or just learn the technique, this is for you! There will be three sessions offered in the morning for those who don't drive at night, and another three sessions for those who work during the day. They will be on Thursdays in May: 5th, 19th, and 26th.

The morning class with meet from 10-noon.

Cost: \$18 club fee and \$7 instructor fee.

The evening class will give the student an additional three hours of class time which is especially helpful to beginners: meeting time 5-8 p.m. (or possibly from 6-9 p.m. for those who need more travel time).

Cost: \$27 club fee and \$8 instructor fee.

You will need to pay for the classes in advance. PayPal is the fastest way to reserve a spot and our address is tampamineral58@gmail.com

Leave a message in the note space to indicate morning or evening class. Then email, call, or text Christy Gorrow at cgorrow@juno.com or 813-857-4454 to get a list of materials you will need for the project you choose.



Inside out



Ombre

Mixed Metal Workshop

1-4 p.m. Saturday, May 14

Prerequisite: Must have completed a Beginning Metal/Silversmith class and be a club member

Class limited to seven students.

Cost: Class fee \$85, includes materials

Contact Linda Collins to sign up LCollins1953@gmail.com

Linda is also working on a wire coiling/wire wrapping project for Saturday, May 28.



UPCOMING CLASSES

Three-day intensive beginning cabbing workshop

9 a.m.-5 p.m. June 10, 11, 12 (Friday, Saturday, Sunday)

In this three-day workshop, we will teach you how to cut cabochons. We're taking our six-week course and packing it into three days.

The course will cover:

- Shop Safety
- Use of cabbing machines, trim saws
- Cabbing various shapes and their theories
- Proper use of grinding and polishing wheels
- Getting all the scratches out
- Polishing techniques
- Working various materials
- How to choose slabs
- How to create a cab that is easier to set or wrap
- And most of all, how to make a pretty shiny cab.

We will also show you how to use the Groove Wheel to put a channel around a cabochon and add a wire for a simple wrap (pictured at right).



About your instructor

Gerri Lundergan of DPF Creations, is the Lapidary Shop Foreperson for the TBMSC, an award-winning cab maker, a regular seller on Ladies Day Night on Facebook's Cabs/Slabs and regularly invited seller on Cabochon Auction Place, Rock Rage and Rock Whisperers. She is a nerd when it comes to researching various techniques and working various materials. Her classes are fun, challenging and will show you that with some patience everyone can create a quality cabochon.

Class fee: \$295, includes all materials/slabs/and club membership. If you are already a member deduct \$30 from class price.

Class limited to 5 students

Contact Gerri Lundergan at 813-943-5665 or dunpaintedfarm@yahoo.com.

We have several motels/restaurants close by and our clubhouse has a kitchen, so bring your lunch, or we can tell you where the close-by eating stops are.

Closed-toe shoes and Optivisor required.

UPCOMING CLASSES

BEGINNING WIRE WRAPPING

10 a.m. -1 p.m. Sunday, May 15

This beginner project is building a cage to hold a tumbled or odd-shaped stone.

This class is designed for those who have never wire wrapped or want to strengthen their basic skills.

You will learn how to straighten wire, bend, curl, create a bail, use of the tools, use of half-round wire, and adding your own flair to the finish of the top.

In this kit for class, you will receive a full spool of both wires so when you go home you can continue to practice. Kit will include:

- 1 tumbled stone
- 1 spool of 22 gauge wire
- 1 spool of 21 gauge half-round wire



INTERMEDIATE WIRE WRAPPING

1-4 p.m. Sunday, May 15

This class is designed for those who have been wrapping and want to learn how to wrap a cabochon or other non-drilled stone. Skills gained in this class are designing and planning where the wires are going, how to measure the needed wire, planning where to put the half-round wire to hold it all together and finishing up a bail. Bring your own stones and sketch book. We will start with creating it on paper and work to achieve it.

If you do not have a stone, we will have stones available for purchase. Wire will be provided.



Cost for each class: \$40.

You must be a member of the Tampa Bay Mineral & Science Club to attend these classes. Membership is \$30 per year and can be paid online or at the class.

To reserve your seat contact Gerri Lundergan 813-943-5665 or dunpaintedfarm@yahoo.com.

Tools You will need to bring to class

- Chain Nose Pliers
- Round Nose Pliers
- Flat Nose Pliers
- Bend Nose Pliers
- Nippers/Wire cutters/ flush Cutters
- Optivisor recommended

Links to purchase tools

Rio Grande
riogrande.com

Parawire
parawire.com

Fire Mountain Gems
firemountaingems.com

Several of these shops also have stores on Amazon.

UPCOMING CLASSES



Camp PMC 101 Certification Course

Have you wanted to explore the alchemy of Precious Metal Clay jewelry making? Do you want to improve your metal clay skills or join a welcoming and helpful online community of PMC students, artisans and instructors? How about discounts on future purchases of PMC products? Camp PMC 101 is a certification program designed for beginners as well as those with metal clay experience. Sponsored by Rio Grande and administered by Carrie Story of Clay Revolution and the Sawtooth School of Art, the program is designed to ensure quality metal clay education.

Students will learn all of the fundamental skills required to successfully work with PMC. You will learn which clays are better to use for specific projects as well as interesting new techniques. Techniques taught include rolling, texturing, cutting, carving, sculpting, molding, refining, firing and polishing. Extra time is devoted to discussing firing processes and you will learn torch firing as well as kiln firing methods.

You will make 5 projects: a pair of earrings set with a stone that will be torch fired; a double textured pendant with syringe detail; wrapped beads; a sculpted toggle clasp; and a kiln fired by-pass ring with a set stone. Upon completion of the projects and a short multiple choice quiz, students will receive a Certificate of Completion from the Sawtooth School of Art and will be entitled to discounts on PMC products purchased from participating suppliers.

All levels welcome.

Three-Day Workshop

Sunday June 5, Saturday June 11, Sunday June 12. 10 a.m.-4 p.m. each day
Costs: \$250 instruction; \$90 TBSMC fee; full materials kit ordered from ClayRevolution.com \$186 with free shipping
Email barbara.Rivolta@gmail.com for further info and to register.

Open Workshop

Metal Clay, Glass, Enamel, Sunday June 26, 10 a.m.-1 p.m.
Email barbara.Rivolta@gmail.com to register.
Cost: \$5 per hour to TBSMC

Fused Dichroic Glass Cabochons with Stringers and Ripple Glass

Make fused glass cabochons using stringers and ripple glass to get a striped effect. Learn how to layer the glass and cut it with a saw to make multiple cabs.
Sunday June 26, 1 p.m.-4 p.m.
Cost: \$35 Instruction; \$15 TBSMC fee; \$35 for materials.
Email barbara.Rivolta@gmail.com for further information and to register.

Enameling on Copper Mesh

Come make this fun three-dimensional project using fabric-like copper mesh, liquid and powdered enamels.
Sunday, July 10, 11 a.m.-2 p.m.
Cost: \$35 Instruction; \$15 TBSMC fee; \$25 for materials
Email barbara.Rivolta@gmail.com for further info and to register.

Shows and events in Florida



MAY 14

JGMS 4th Annual Rockhound Round Up hosted by the Jacksonville Gem and Mineral Society. May 14 10am-4pm, JGMS Facility Building Rear Grassed Lot, 3733 Crown Point Rd, Jacksonville, FL 32257

This will be a free event, geared to stimulate bonds and connections within Florida Clubs.

Large vendors are not welcome. This is a throw back to and for Florida club members to share in the love of our hobby. Bring a table or two to trade/sell from, and folding chairs. The club will have the grill going. Pets are welcome, outside.

Expect to see: Rough and slabbed rocks, gems, minerals, crystals, fossils, jewelry, faceted stones, cabochons, equipment, supplies, crafts.

MAY 21-22

Miami Show and Sale

Hosted by the Miami Mineralogical and Lapidary Guild.

Evelyn Greer Park, 8200 SW 124 St.; Sat. 10-6, Sun. 10-5; \$6. Children under 12 free.

Exhibits, displays, demonstrations, raffles, and vendors showcasing mineral and fossil specimens, gemstones, artisan jewelry. Children's activities include jewelry making sessions, surprise grab bags, and scavenger hunts.

www.miamigemandmineral.com

Rockhounding resources

Here are some websites that offer great information about rockhounding in Florida.

[Florida Rockhounding Location Guide & Map](#)

[How To Find Rocks rockhounding guide in Florida](#)

[Obtaining fossil permits in Florida](#)


[Gator Girl Rocks: America's Best Rockhounding Resource](#)

Additionally, the [Tampa Bay Fossil Club](#) hosts fossil-hunting field trips. Go to their website for more information.




SCENES FROM THE CLASSROOMS

Beginning wire wrapping



SCENES FROM THE CLASSROOMS

Prong setting workshop



Faceting



Brad's Bench Tips

By Bradford Smith

Cutoff wheels

Cutoff wheels are inexpensive and do a great job cutting or shaping steel. You can use them to sharpen tool points, cut piano wire to length, make slots, and sharpen worn drills. Other uses include modifying pliers and making your own design stamps.

My preference is the one inch diameter size. Be sure to hold the wheel firmly so nothing moves to break the disk, and definitely wear your safety glasses. Those are little flakes of steel coming off the disk.

By the way, cutoff wheels are poor at soft metals like copper, silver and gold. Soft metals clog up the cutting edges.



Sanding disks


One of my favorite flexshaft tools that saves a lot of time is the snap-on sanding disk. I mainly use the medium and fine grits but sometimes like the very fine ones sold for working with platinum.

Ordinarily, you'd think of placing the disk on the mandrel with the grit side facing away from your hand, but notice that you end up with your elbow up in the air. Instead, try flipping the disk so that the grit side is toward your hand. It's a much more comfortable position because the elbow is down near my side, and it lets me hold the work up close where I have a better view of what I'm sanding.

I use these snap-on disks so frequently that I keep multiple mandrels with different grits already mounted in the bur stand. Some mandrels have the grit facing out and some facing in.

Easier prong setting

When setting stones in a prong mount, the tool is less likely to slip off the prong if you grind a groove into its face or rough up the face a bit with sandpaper. Some folks prefer a prong pusher for doing this, and others like a set of pliers. The easiest way to create a slot on the pusher is with a file, and the easiest way to create a slot on one jaw of your pliers is with a cutoff wheel. Then do a rough polish on the slot with a medium grit, knife-edge silicone wheel.



Be more productive with Brad's "how to" books

Click to see all of Brad's books on amazon.com/author/bradfordsmith

TBMSC Board Meeting Minutes

May 2, 2022

Call to order 6:39 pm Executive Session, Closed Executive Session at 7:35 pm

Gerri Lundergan
Greig Lundergan
Jim Denslow
Deb Pearson
Melinda Riddle
Christy Gorrow
Frank Kenney
Joanne Cornell

Open Session: 7:35 pm

Treasurer Report: Deb reported:

Final Spring Show at Florida State Fairgrounds Report

Table Sales: \$26,350.00
PayPal: \$201.00
Square: \$6,496.72
Cash: \$13,135.50 -includes starting Bank of \$1500.00
Total: \$46,183.22

Starting Bank Checking Account: \$44,683.22

Ending Balance: Checking Account: \$20,515.80
 Savings Account: \$53,506.40

Cash Breakdown:	Saturday	Sunday	TOTAL
Admissions	\$5,370.00	\$4,509.90	\$9,879.90
Kids Activities	\$360.00	\$235.00	\$595.00
Club Table	\$758.00	\$415.00	\$1,173.00
Membership			\$100 + \$60-Square
TOTAL	\$6,488.00	\$5,159.90	\$11,635.50

Expenses	Total	Saturday	Sunday	Total	
Fairgrounds	\$25,360.29	\$3,365.00	\$3,365.00	\$11,289.34	\$7,340.95
Ven/Vol Lunch	\$1,477.80	\$1080.00	\$50.46	\$347.34	\$25.56
Misc.	\$1,656.45	Printing, ads, supplies, etc.			
TOTAL	\$28,494.54				

Income Expenses: \$44,683.22
Profit \$16,188.68

Deb reported that we will be using Zettle by PayPal in lieu of the Square, Frank will assist to link new account.

Board looking at ways to maintain one database for names and emails addresses of all members.

Continued on [next page](#)

Continued from [previous page](#)

1. Youth Day Camp/Youth Offerings/Date Night workshops: Host Friday/Saturday evenings once or twice a month for kids and couples to make an item to take home the same evening members attend class, costs will include membership and class materials. A syllabus will be created and launch workshops by June.
2. Walls for faceting class: 2 accordion walls will be purchased to create a room atmosphere for the members attending class that is hosted in the main room. Joanne motion to approve, Deb 2nd, all approved.
3. New Faceting machines: 2 new machines have been requested; they are \$4,800 each. Joanne motion to approve, Deb 2nd.
4. Insurance Requests: received notice we have until May to trim trees that are hanging over the roof of clubhouse and are overgrown on the property, the grounds have been cleaned up and roof shingles need to be nailed down and/or replaced to maintain our insurance and current rate. Board will obtain proposals, if anyone has recommendations of a company, please contact Club President Gerri or a Board member.
5. Fall Show - Press Release will be completed soon, 10 vendors have already paid in full securing their spot, and we will have more tables for the fall show.
6. Budget: The accountant will assist in creating a budget beginning in 2023, we need a full year of accounting to provide a budget under the new Board.
7. Workshops:
 - Faceting -Tom will have an apprentice working with him and classes.
 - Casting -Tom and Dave met and will clean and set up pump house to begin new classes
 - Silver Smithing-Don Roberts will teach classes
 - Metal Clay workshop with Anna Mazon from Poland: Club won the bid to host this workshop that will take place in August 2022, lunch will be provided for the workshop all weekend.Sign up fast spots are filling up.
8. We have a member who has invented a really cool flashlight. The Board is working out a proposal to purchase multiple flashlights to sell during Shows.
9. Calendar is currently being updated to host all events, classes, links to accept payments online and so much more.

Greig motion to adjourn and Deb 2nd.
Adjourned at 8:39 pm

Club Officers

Gerri Lundergan: President
James Denslow: Vice-President
Deb Pearson: Treasurer
Joanne Cornell: Secretary

Board Members

Tony Carrino	Frank Kenney
Christy Gorrow	Melinda Riddle
Greig Lundergan	Lyra Solochek

Tampa Bay Mineral and Science Club, Inc. Membership Application

Adult #1	Occupation	Birth Month
Adult #2	Occupation	Birth Month
Child (under 18)		Birth Month
Child (under 18)		Birth Month
Child (under 18)		Birth Month
Street		
City	State	Zip
E-mail Address		Phone ()
		Are you willing to receive your monthly newsletter by E-mail? <input type="checkbox"/> Yes <input type="checkbox"/> No
I hereby apply for membership for myself and others listed above and agree not to hold any claims against the club.		Referred By:
Signature _____ Date _____		



Annual Dues (January 1 – December 31) \$30 Individual, \$15 for each additional adult in household, and \$5 for each child under 18. Multi-year membership: \$100.00 individual for 4 years, \$50.00 per additional adult in household for 4 years.

Make check payable to "TBMSC" and mail with this application to Membership Chair-person, 10207 Fisher Avenue, Tampa, FL 33619 or drop it off at the clubhouse when you visit!

Clubhouse: 10207 Fisher Avenue, Tampa, FL 33619
Mailing Address: 10207 Fisher Avenue, Tampa, FL 33619
Phone: (813) 684-2039
Website: www.TampaBayRockClub.org
Email: info@tampabayrockclub.org
Membership Meetings: 1st Saturday of each quarter at 1 P.M.
Executive Meetings: 1st Monday of each month at 6:30 P.M.
Monthly Newsletter: The Coral Geode

The Tampa Bay Mineral and Science Club is a non-profit organization for the charitable and educational purposes of associating persons who are interested in natural science to work together as an organization in the gathering, displaying, and studying of rocks, shells, jewelry arts, and any kind of scientific objects of interest to the individual and the organization and to promote community interest in these subjects. We are affiliated with the American Federation of Mineralogical Societies and the Southeast Federation of Mineralogical Societies.

For Club Use:

Rev 08/19