



# THE CORAL GEODE

.....

JANUARY 2023

## IN THIS ISSUE

President's message, **1**

New members, **2**

General meeting, **3**

Upcoming shows, **3**

Metal Shop, **4**

Faceting, **5**

Lapidary Corner, **6**

Instructor list, **6**

Metal Clay, **7**

Table Craft, **8**

Field trip, **9**

Bench Tips, **10**

Board Meeting  
minutes, **11**

## ABOUT OUR CLUB

**Address:** 10207 Fisher  
Ave., Tampa, FL 33619

**Website:** [tampabay  
rockclub.org](http://tampabayrockclub.org)

**Email:** [info@tampabay  
rockclub.org](mailto:info@tampabayrockclub.org)

**Phone:** (813) 684-2039



[vecteezy.com](http://vecteezy.com)

## President's message

*By Gerri Lundergan*

It is a great time to be a member of the Tampa Bay Mineral and Science Club. We have kicked off 2023 with a bang!

We have two new Ultra-Tec faceting machines and new cabinets for all the faceting machines.

We also have three new Cab Kings in the Lapidary shop along with some fabulous slabs and rough from new estates we just took in.

Plus, there are some great pieces of used equipment also from a recent estate.

Classes are gearing up. We will be back at the Florida State Fair promoting our club and our Spring Fling show is already booked full of fantastic vendors.

Following up in April we have Metal Clay visionary Michael Marx visiting the clubhouse to teach a weekend full of metal clay.

March 4 will be our first club meeting of the year with a tail gate planned. Time to bring out all your lapidary- and rock-related items to sell, meet club members and share snacks.

2023 will be an exciting year at TBMSC. Each month the Geode will keep you updated with classes, updates and happenings.

For it is you, our members, who keep us Rockin'.

## We need volunteers for the State Fair

The Florida State Fair has invited us back for for 2023. The fair will run from 11 a.m. to 8 p.m. Feb. 9-20. The club booth will be in the kids activities room. Young rockhounds will be able to examine rocks under a microscope and see and touch various rock specimens. We need volunteers to staff the booth. There will be two shifts per day — 4.5 hours each from 11 a.m.-3:30p and 3:30-8 p.m., and we'll need two volunteers per shift. Contact Gerri to sign up for a shift, or go online at [bit.ly/3UMybL3](https://bit.ly/3UMybL3).



### SURVEY

## Members poll

Some members have asked if the club could have a place where members can showcase their work, and put items up for sale. The club can explore the logistics if there is wide interest among the membership. Please fill out the member survey online at [bit.ly/3k1SJCw](https://bit.ly/3k1SJCw). Or email the club at [geodeeditor@gmail.com](mailto:geodeeditor@gmail.com).

## Any ideas on kids activities?


We are receiving emails from the public on what the club offers for children 8-12 years of age. Do you have any ideas? Send them to [geodeeditor@gmail.com](mailto:geodeeditor@gmail.com) with subject line "Kids activities." Let us know if you're willing to teach a class.

## Out with the old

We're cleaning out some old magazines on lapidary, jewelry and minerals. Free for members. Come by the clubhouse and take some home!







## General members meeting

The next General Members Meeting will be held Saturday, March 4.

- 9-11 a.m. Tail gate
- 11 a.m. Meeting
- Noon Snacks and mingle

Think green as our theme will be St. Patrick's Day. Christy Gorrow will judge for the ghouliest costume or ornament. Bring your favorite snacks to share after the meeting.

## Upcoming club shows in Florida

### January 2023

**14-15**—DELAND: Annual show; Tomoka Gem & Mineral Society; Volusia County Fairgrounds (Tommy Lawrence Arena), 3150 E New York Ave., 1000 W. Waller St., Lot 292; Sat. 10-5, Sun. 10-5; \$5 adults, kids 12 and under free; Free parking, grand prize drawing, silent auction, over 40 vendors, demos, visit website for \$1 off coupon. Contact Mary DeJan, (386) 871-6221; Email: tomokagmsvendor@gmail.com; Website: tomokagms.org

### February 2023

**4-5**—MERRITT ISLAND: Central Brevard Rock & Gem Club Show and sale; Kiwanis Recreation Center, 951 Kiwanis Island Park; Sat. 10-5, Sun. 10-4; \$6 adults, \$1 off coupon on website, children under 12 are free with an adult. 25 vendors selling, rocks, minerals, specimens, gems, slabs, handmade and fabricated jewelry and findings. Sluice and spinning wheel for the kids. Silent auction and raffles both days; contact Roz Mestre, (321) 431-0159; Email: roz.mestre@att.net; Website: centralbrevardgems.com

**February 25** —LAKELAND: Annual show; Bone Valley GM&FS; First Presbyterian Church of Lakeland, 175 Lake Hollingsworth Drive, P.O. Box 906; Sat. 9-4:30; \$3 Adults, free for children under 18 and teachers; Door prizes, spin & win mineral wheel, kids treasure dig, educational displays, silent and chance auctions, lots of dealers selling rocks, minerals, fossils, jewelry, gifts, hobby supplies; contact Jim Reed, (863) 255-0651; Email: BoneValley.info@gmail.com; Website: www.bonevalley.net/

**April 1-2**—TAMPA: Annual show; Tampa Bay Mineral & Science Club; FL State Fairgrounds, Special Events Center, 4800 U.S. 301, Enter through MLK Jr. entrance; Sat. 10-6, Sun. 10-5; \$10 at the door, \$8 if purchased in advance through club website. Parking is free. ATM out front. Inside event with A/C. Concession stand. Over 63 vendors, offering rough, slabbed, cabbed, rocks, geodes, minerals, crystals, jewelry, and fittings. A special kids section with: a sluice, rock IDing, blacklights, microscope, cornhole and rock painting. Contact Greig Lundergan, (813) 684-2039; Email: tbmscshow@gmail.com; Website: tampabayrockclub.org

Advanced Ticket Discount  
Receive \$2 off when you buy tickets from our website

**Tampa Bay Mineral & Science Club**  
**3rd Annual Spring Fling**  
**Rock-Mineral-Jewelry & More Show**

April 1 & 2, 2023  
Florida State Fairgrounds  
Tampa, FL

Free Parking - enter MLK Gate  
Gems, Minerals, Crystals, Jewelry, Fossils, Beads  
Kids Activities, Concession, ATM Onsite  
admission at the door \$10 kids under 10 Free with a paid adult  
[www.tampabayrockclub.org](http://www.tampabayrockclub.org)

## METAL SHOP

# Open Shop hours announced

### Tuesdays

- Jan. 17 from 3 p.m.-6 p.m.
- Feb. 21 from 3 p.m.-6 p.m.
- Feb. 28 from 3 p.m.-6 p.m.

### Thursdays

- Jan. 19 from 10 a.m.-1 p.m.
- Jan. 26 from 10 a.m.-1 p.m.
- Feb 23 from 10 a.m.-1 p.m.

### Saturdays

- Jan. 14 from 10 a.m.-1 p.m.
- Jan. 21 from 10 a.m.-1 p.m.
- Jan. 28 from 10 a.m.-1 p.m.
- Feb. 4 from 10 a.m.-1 p.m.
- March 11 from 10 a.m.-1 p.m.

**Shop fee:** \$5 per hour — cash (must be exact, no change given), check or PayPal.

**Requirement:** You must have proof (class completion card) that you've taken the Beginning Silversmithing class, or get pre-approval from Metal Shop Foreman Tony Carrino.

**Reservations:** Contact Gerri Lundergan to reserve a spot for a Metal Open Shop day by calling 813-943-5665.

A monitor will be on hand to oversee safety protocols at each session.

---



## Want to take a class?

Contact instructor Tony Carrino for the start date of the next series of Beginning Silversmithing class by emailing [tcarrino@verizon.net](mailto:tcarrino@verizon.net).





## FACETING

# Classes are back in session

Tom Dershem is back, and has resumed faceting classes. The next series of Saturday classes for Beginning Faceting will be Feb. 18 through March 25. Class is scheduled from 10 a.m. to 2 p.m.. Students will learn how to facet a Standard Round Brilliant stone.


Class fees are:

- \$170 which includes use of machines, facility, rough cutting material.
- \$100 Instructor fee.

Students should have an Optivisor #10 to begin class (available on Amazon and locally at B&D Jewelry Supply at 4427 W Kennedy Blvd, Tampa).

Open Shop fee is \$5 per hour. Open Shop can be arranged for a weekday if Saturday is not convenient.

For more information, or to sign up for a class or open shop, contact Tom Dershem at [rocky1375@verizon.net](mailto:rocky1375@verizon.net).



## Upgrades in the faceting area

The faceting room got some new custom-built cabinets to store machines, including the two new Ultra-Tec VL units with Digital Angle Dial. Lyra Solochek helped with the unboxing and setup.



## LAPIDARY CORNER

# New year, new machines

By Gerri Lundergan

Santa was very good to us.

Three new Cab Kings were delivered, three estates were picked up with stellar slabs and rough, and some nice used equipment are being offered for sale.

Slabbing has begun for the show, and we are also slabbing some beautiful old stock Plume Agate for doublets.

We will be stabilizing some donated turquoise and will have that available when ready.

For those interested in Opals, get with Gerri. We have some very nice Coober Pedy & Lightning Ridge available. Plus, some very nice Ray Mine Gem Chrysocolla.



## Open shop hours

Tuesday 4-8:30 p.m.

Thursday 9 a.m.-1 p.m.

Saturday 9 a.m.-1 p.m.

Members, you must reserve a spot in advance for Lapidary Open Shop to make sure there is an available machine when you come in. Text Gerri Lundergan at 813-943-5665.

## Advanced classes

Interested in learning advanced lapidary skills? We offer advanced classes including:


- Doublets
- Calibrated cabs
- Basic intarsia
- Hearts/stars/crosses

These classes are \$40 and include materials, instruction and shop time.

**Opals** is also an advanced class. You must have completed Beginning Lapidary. It is a 15-hour class and is taught one on one. Class includes materials, instruction, and shop time. Cost is \$295.

Contact Gerri Lundergan to sign up. 813-943-5665 or [DunPainted1@gmail.com](mailto:DunPainted1@gmail.com).

## Some recent cabs



## TBMSC INSTRUCTOR LIST

**Tony Carrino**

[tcarrino@verizon.net](mailto:tcarrino@verizon.net)

Metal Shop Foreman and Instructor

**Linda Collins**

[LCollins1953@gmail.com](mailto:LCollins1953@gmail.com)

Cold Connections and Wire Wrapping

**Tom Dershem**

[rocky1375@verizon.net](mailto:rocky1375@verizon.net)

Faceting Shop Foreman and Instructor

**Peter Favaro**

[hawk\\_doc@hotmail.com](mailto:hawk_doc@hotmail.com)

Faceting

**Christy Gorrow**

[cgorrow@juno.com](mailto:cgorrow@juno.com)

Beading/Kumihimo/Viking Knit

**Gerri Lundergan**

[dunpainted1@gmail.com](mailto:dunpainted1@gmail.com)

Lapidary, Lapidary Shop Foreman and Wire Wrapping

**Barbara Rivolta**

[barbara.rivolta@gmail.com](mailto:barbara.rivolta@gmail.com)

Metal Clay, Fused Glass, Enamel



## METAL CLAY

Jan. 28-29

# Shadowbox Heart Pendant Workshop


Reminiscent of a heart-shaped box of chocolates for Valentine's Day, this lovely silver pendant set with a dichroic glass cabochon is sure to please. You will learn how to construct a hollow-form piece in silver metal clay; set a fire-in-place glass cabochon; and make a bail with its own moving jump ring fired in place. This class will take place over two days.

**WHEN:** Saturday, Jan. 28, 10 a.m. to 3 p.m. and Sunday, Jan. 29, 10 a.m.-1 p.m.

**COST:** \$175 including materials paid to instructor.

**CLUB FEE:** \$56 paid to TBMSC.

To register for the class, email [Barbara.Rivolta@gmail.com](mailto:Barbara.Rivolta@gmail.com). I'm so excited! I will be teaching a two-day workshop.



April 14, 15, 16

# PMC Workshop with guest instructor Michael Marx

## The Undersea World of Michael J. Marx

Join me as we explore the depths of our creativity below the waves. This advanced skills workshop will teach you how to make a fully finished, moving fish of your very own, using PMC Flex. We will design and construct our pieces using the wet/dry method, hollow form draping, multiple textures, coil embellishments and our own imaginations.

Dive deep and join us on an adventure! The adventure begins Friday evening at 6 p.m. with how Michael makes his beautiful fused glass cabs.

**WHEN:** April 14, 15, 16

**WHAT TO EXPECT SATURDAY AND SUNDAY:** Saturday, we jump right in to creating. Sunday will be finishing up and firing your Kinetic Fish.

**COST:** \$600. Includes instruction, shop time, lunch Saturday and Sunday, morning coffee and snacks.

### CLASS KIT WILL CONTAIN:

- 50g pack of PMC Flex or equivalent
- Fish Scale Texture sheet and additional low-profile textures from Rolling Mill Resources
- Oval Template with ovals up to 2 inches long
- Wooden ½ eggs
- Rio Grande Extra Fine Mounted Mini Fiber wheel,
- Pro-polish Pad
- Large diameter heavy gauge sterling silver jump rings x3

To sign up, contact Gerri Lundergan at 813-943-5665 or [dunpainted1@gmail.com](mailto:dunpainted1@gmail.com).



Michael J. Marx

## TABLE CRAFTS

# Gnome of the Month!

By Christy Gorrow



I have come across some Gnome earring patterns. They're rather large, but you could make one and decide whether you want to make a second for earrings or make the first one a pendant. There won't really be one every month, I only have 6 patterns. They are approximately 2 ¼ inches across and 5 inches in length. January's Gnome will be for Valentine's Day. Future designs will be St. Patrick's Day, Easter, 4th of July (Patriotic), Halloween, and Christmas.

You'll need to know Brick Stitch and bring your own supplies. If you don't know Brick Stitch, call and we can set up a time for you to come and learn.



### Class schedule:

- Valentine Gnome — Saturday Jan. 14 & 21 (12:30-3:30 p.m.) but if you can't make both of those, I'll be around on Thursday, Jan. 19 & 26 from 1-4 p.m.
- St. Patrick's Gnome— Saturday Feb. 11 & 18 (12:30-3:30 p.m.) Table Crafts will be open on Feb. 23 from 1-4 p.m. if you need extra time.
- Easter Gnome — Saturday Mar. 11 & 18 (12:30-3:30 p.m.) Table Crafts will be open on Mar. 16 & 23 from 1-4 p.m. if you need extra time.
- Patriotic Gnome — Saturday May 13 & 20 (12:30-3:30 p.m.) Table Crafts will be open on May 18 & 25 from 1-4 p.m. if you need extra time. (This will get him done in time for Labor Day, 4th of July, and Labor Day)
- Halloween Gnome — Saturday Sept. 9 & 16 (12:30-3:30 p.m.) Table Crafts to be announced.
- Christmas Gnome— Saturday Nov. 11 & 18 (12:30-3:30 p.m.) Table Crafts Nov 9 & 16 from 1 to 4 if you need extra time.

### For the Valentine design you'll need:

- 11/0 Delicas in red, white, and beige (something you'd consider flesh color) 1 tube of each color. Available at bead stores or JoAnns, Michaels, and Hobby Lobby
- Beading thread of your choice. Fireline or Wildfire in either 4 or 6 lb. K.O. thread or Nymo also work well. (Note: K.O. or Nymo work best for fringe)
- Beading needle. Size 11 or 12
- Scissors or fish line cutter work well to cut your cord.

Interested? Or have questions? Call or text Christy Gorrow at 813-857-4454.

## Table Crafts is moving!

Starting Jan. 19, we will meet on Thursday afternoons. I'll be available from 1 to 4 pm. Cost for shop time is \$3.50 an hour or 3 hours for \$10. Come and work on projects you need to finish or learn a new technique. Some of the techniques that are included in table crafts are kumihimo, Viking knit, beading and even some simple chain patterns. Beading includes stringing, peyote stitch, brick stitch, as well as some tubular patterns. For those of you who can't make it during the week, I'll be starting two Saturday afternoons a month, plan on the second and third Saturdays.

We are NOT allowed to be in the clubhouse alone. If no one arrives by 1 p.m. when the morning open shops leave, I'll be leaving, too. A text would be appreciated so I know if you're coming. Contact Christy Gorrow at 813-857-4454.



## FIELD TRIP

# Peace River Fossil Trip

The Peace River is one of the most well known rivers to find fossils in Florida. We will be meeting at the Zolfo Springs boat ramp off the Peace River. The boat ramp is located in a park where we can find an area to walk into the water to dig and sift for shark teeth and other fossils. If you have a boat (kayak, paddle board, etc.) you can bring it and buddy up with other members that would like to fossil down or up river from the boat ramp. One of the easier ways to find teeth in the Peace is to dig with a large shovel and sift, using a large sifter with pool noodles (or equivalent) to keep it afloat in the water. Camille, Steven, and Carlo will be there to help with sifting and help identify species of shark teeth and other various fossils you might find. Fossil hunting will take place until about 4 p.m.

### Location and Time:

Zolfo Springs Boat Ramp at 9 a.m. on Sunday, Feb. 5, 2023

### Address:

231 Wilbur C King Blvd,  
Zolfo Springs, FL 33890

### Google link:

<https://goo.gl/maps/qp-FJDa1YnRozLCoy5>



### IMPORTANT!

**Fossil Permit:** Any fossilized shark teeth can be kept without needing a fossil permit. However, all other fossils, including mammal bone, such as horse teeth, dugong/whale bone, etc., require a fossil permit to be collected. The fee is \$5 and may be applied for or renewed here: <https://bit.ly/3iu762b>

Please make sure to mail in your application before attending the trip. If not, you can still keep any and all shark teeth that you find.

### Link to Peace River water levels and further information:

<https://bit.ly/3W3lg8e>

### Sifters:

We will have a few additional sifters available for use, but not many. Please consider making your own, you can use it sifting in the river, but also future trips at the beach as well. They are easy to make, and just require PVC pipe, 1/4-inch wire netting, some purple glue, zip ties and pool noodles. Your sifter should be large enough to hold a few scoops of material but comfortable enough to fit in your grasp.

Here are a couple of video tutorials for making your own sifter:

[https://youtu.be/E\\_Ct5hPaBMg](https://youtu.be/E_Ct5hPaBMg)


[https://youtu.be/\\_rNULuU7Im0](https://youtu.be/_rNULuU7Im0)

### What to bring:

- Swimsuits/ swim shorts / waders (if you have them)
- Long sleeve sun shirt
- Sunscreen
- Water booties (water shoes, something to protect your feet)
- Brimmed hat
- Sunglasses
- Bug spray
- Lots of drinking water
- Lunch and snacks
- Beach towel/blanket
- Sifter (if you have one)
- Shovel/scoop – such as a large garden shovel, a long handle sifter shovel
- Bag/jar to house your prized finds while in the water – e.g., a mesh bag with a clip on it that you can attach to clothing/hands free
- Backpack/something to easily carry belongings to meet up point down and back up the beach. A beach wagon is also an option, but it can be difficult to maneuver down the beach if loaded down.
- Optional: snorkel, mask, fins, wetsuit

# Brad's Bench Tips

By Bradford Smith



## Cutting a bolt

Whenever you have to cut a threaded bolt shorter, it's often difficult to get the nut to thread back onto it. And the smaller the bolt, the more difficult it is to restore any distorted threads. The problem is easily solved with the use of a nut. Here's how I do it.

First, screw a nut onto the bolt before cutting it. Grip the bolt by the threaded section that is to be sawed off. Then saw the bolt to the desired length, taper the end with sandpaper or file, and unscrew the nut from the bolt.

Unscrewing the nut over the freshly cut end of the bolt will straighten out any damage that sawing and filing did to the threads. Gripping the bolt by the piece to be sawed off localizes any crushing damage to the piece that will be thrown away.

## Depth gauge for drilling

Sometimes you need to drill a number of holes all to the same depth. One quick and easy way to do this is to wind some tape around the drill bit so that the tape just touches the part surface when the hole is deep enough.

You can set the depth either by measuring from the tip of the drill to the tape or by drilling to the correct depth, leaving the bit in the hole, and wrapping tape around the bit at the surface level.

Note that a little extra tape left free on the end will blow away debris from the drilling.

## "24 Easy Metal Textures" - With No Rolling Mill Required


It details 24 different techniques for adding texture to your jewelry and metal work without the need for heavy equipment like a mill. The techniques make use of more common tools and materials around the shop — like hammers, stamps, punches, and tool bits for the Dremel or Foredom.

Each technique is explained in detail with:

- Description and pictures of the technique
- Procedures for creating the texture
- List of tools and supplies needed
- Options for modifying and personalizing

These methods are both useful and practical. I use them in my own work, and I teach them to others in classes and workshops. What's more is they're practical. None should put a dent in your budget.

Copies are available now at <https://amazon.com/dp/B0BPGPTBNH/>



## Smart Solutions for Your Jewelry Making Problems

Click to see all of Brad's books on [amazon.com/author/bradfordsmith](https://amazon.com/author/bradfordsmith)



# TBMSC Board Meeting Minutes

January 9, 2023

Board Meeting 1/9/2023

Call to order - 6:37 p.m.

Board members present: Greig Lundergan, Gerri Lundergan, Linda Collins, Lyra Solochech, Yanitza Sendros, Ardys Favaro, Tony Carrino, Christy Gorrow, James Denslow

Members in attendance: Ken Moser, Melinda Riddle

Motion to approve last month's minutes proposed by Christy Gorrow, seconded by Linda Collins and Greig Lundergan. Approved by all.

First payment for the Spring Show has been made. Check was made and voided for the faceting cabinets, and vendor was paid by credit card. Tracking everyone that is paying for the upcoming April classes.

Motion to approve treasurer's report proposed by Linda Collins, seconded by Tony Carrino. Approved by all.

We have volunteers for most all the days signing up. Once this weekend is over phone calls will be made to encourage volunteers

There is a booth cancellation due to personal business and vendors on the waiting list have been contacted. First payment is due on Jan. 15 for those vendors that have yet to pay. Reminders of the 2023 resale forms will be sent out at this time. Meeting with State Fair personnel for the Spring Show will be conducted during the State Fair time. Will be raising issues brought after last show. The back area will be consolidated, and the club table will host the registration table as well. Christy Gorrow will be working on ensuring that all the vendors have their own lanyard and tags. We're setting up Facebook page and the website so that we can sell tickets in advance. Advance ticket price will be \$8 from these sites. Tickets at the door will be \$10 per person and \$8 for seniors/military/veterans. March 31, 2023, will be set up for the Spring Show and April 1-2 will be the actual show.

First club meeting of the year will be on March 4, 2023. We're keeping the same hours as our last one. 9-11 a.m. will be the tailgate, 11 a.m.-noon will be the meeting. Idea was proposed that instead of food just to ask for snack items. Consensus was reached that the theme for the event should be St. Patrick's Day. Christy Gorrow is the judge for the ghastliest costume or ornament.

Inventory is well under way, and tool minimum value was discussed. A minimum of \$25 was set. Pictures have been taken and uploaded to the cloud for future access.

All departments are working on their individual budgets and should have them completed by Feb. 1.

Lifetime membership prices was proposed at \$500 and second adult at \$250. Yanitza Sendros motioned for the prices to be approved and Linda Collins seconded. Approved by all.

Receiving quotes from the guy who made the cabinets to fix the back of the house. He also measured for the new door, and to create a ramp for wheelchair accessibility. Discussion was made to raise the floor and expand the doors that are not ADA compliant. Once quotes have been received, we will move forward to getting these repairs done.

Still receiving emails of what we can offer for children 8-12 years. Ideas are welcomed for activities.

The club has YouTube channel. Frank Kenney and Gerri Lundergan are looking into having a subscription service with tutorial videos from all departments. This will ensure a steady stream of income since a lot of our members have their own shops.

Continued on next page

**Continued from previous page**

2023 goals include:

- the internship programs
- Clubhouse repairs — inside and out

Class schedules are being worked on by all departments and will be posted in the Geode.

The idea was proposed that a lock case be set up to sell retail goods made by the members. The biggest logistics of the matter is who will oversee the retail management of such a project. Yanitza Sendros suggested that we send out a survey in the Geode to judge member interest on such a project. Yanitza Sendros suggested that we do online auctions. This endeavor will require someone who can do it as a full-time job. Gerri Lundergan and Peter Favaro did this during the COVID shutdown to keep the club operational.

We have been approached by a local mineral group that meets a couple of times a year about using the club as a meeting place. Discussion ensued as to why these individuals had not been encouraged to join our club. Consensus was reached that the club leadership should reach out and discuss the best way to incorporate this group into our numbers along with their knowledge.

Christy Gorrow motioned to adjourn the meeting. Lyra Solocheck and Linda Collins second the motion. All approve.

**Tampa Bay Mineral & Science Club of Tampa FL LLC  
December 2022 Treasurer's Report**

Beginning Balance	12/1/2022	Ending Balance	12/31/2022
Checking	\$43,696.10	Checking	\$43,038.37
Savings	\$53,518.15	Savings	53,519.51 \$1.36 Intrest

Deposits	Date	Amount	Type
	12/5/2022	\$1,033.00	Weekly
	12/13/2022	\$3,197.50	Weekly
	12/20/2022	\$1,595.50	Weekly
	12/20/2022	\$2,566.71	PayPal deposit

Total \$8,392.71

**Checks**

Date	#	Amount	To	For
12/6/2022	1099	\$15.00	Yaver Sever	Over payment of dues
12/8/2022	1100	\$4,680.00	Fair Authority	Initial Show Deposit
12/20/2022	1101	\$150.00	Lyra Solocheck	Geode Editor/designer Did not clear
12/20/2022	1102	\$200.00	Alejandro Rivera	Lawn Service
12/20/2022	1103	\$110.00	Linda Collins	Instructor Fees Did not Clear
12/31/2022	1104	Void	Vails Home Remodeling Faceting Cabinets	Wrong amount on check

Total \$5,155.00

**ELECTED OFFICERS AND BOARD MEMBERS OF THE TBMSC**

**Officers**

Gerri Lundergan, President  
 Peter Favaro, Vice-President  
 Greig Lundergan, Treasurer

Linda Collins, Assistant Treasurer  
 Ardys Favaro, Secretary

**Board Members**

Tony Carrino  
 James Denslow  
 Christy Gorrow

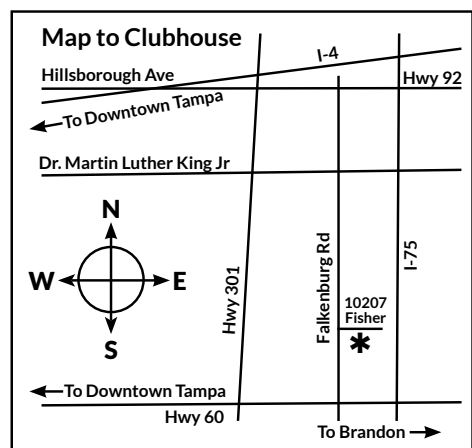
Frank Kenney  
 Yanitza Sendros  
 Lyra Solocheck



## Tampa Bay Mineral and Science Club, Inc. Membership Application

\*Mandatory fields

Adult 1 Name*	Email*	Birth month
Adult 2 Name*	Email*	Birth month
Child (under 18)		Birth month
Child (under 18)		Birth month
Child (under 18)		Birth month
Address		
City	State	ZIP
Preferred form of contact*		Are you willing to receive your monthly newsletter by Email?
<input type="checkbox"/> Email <input type="checkbox"/> Text <input type="checkbox"/> Phone		<input type="checkbox"/> Yes <input type="checkbox"/> No
I hereby apply for membership for myself and others listed above, and agree not to hold any claims against the club.*		Referred by:
Signature		Date



**Annual dues (January 1-December 31):** \$40 individual, \$20 for each additional adult in the household, and \$4 for each child under 18.  
**Multi-year membership:** \$140 individual for 4 years, \$70 per additional adult in household for 4 years  
**Lifetime membership:** \$500 individual, \$250 per additional adult in household.

Make checks payable to "TBMSC" and mail with this application to 10207 Fisher Avenue, Tampa, FL 33619, or drop it off at the club house when you visit.

**Clubhouse:** 10207 Fisher Avenue, Tampa, FL 33619  
**Phone:** (813) 684-2039  
**Website:** [www.tampabayrockclub.org](http://www.tampabayrockclub.org)  
**Regular membership meetings:** 1st Saturday of Mar, June, Sept. and Dec.  
**Board meetings:** 1st Monday of each month, 6:30 p.m.  
**Monthly Newsletter:** The Coral Geode

The Tampa Bay Mineral and Science Club is a non-profit organization for the charitable and educational purposes of associating persons who are interested in natural science to work together as an organization in the gathering, displaying, and studying of rocks, shells, jewelry arts, and any kind of scientific objects of interest to the individual and the organization and to promote community interest in these subjects.

For Club Use

Cash or Check #	Amount	Receipt Done	Cards Done	Added to Mbr List	
-----------------	--------	--------------	------------	-------------------	--