



THE CORAL GEODE

FEBRUARY 2025

IN THIS ISSUE

Welcome members, **2**
Members' Showcase, **3**
Special events, **4**
Lapdiary, **7**
Wire crafts, **9**
Faceting, **10**
Intarsia, **10**
Metal Clay, **11**
Table Crafts, **12**
Instructors List, **12**
Metal Shop, **13**
Calendar, **14**
Board Minutes, **15**
Board and committee members, **18**
Florida club shows, **18**

ABOUT OUR CLUB



Address:
10207 Fisher Ave.,
Tampa, FL 33619



Email:
info@tampabayrockclub.org



Phone:
(813) 684-2039



Website:
tampabayrockclub.org



Calendar

President's message




Ellen Sisco
President

We have had a very busy month. You will see some of the changes to the landscaping when you next come to the club. Our trees have been trimmed, the back of the property has been leveled and gravel has been applied to expand the parking area.

All of the departments have been busy taking inventory of equipment and supplies.

Preparations are being made for a super tailgate on Saturday, March 1. I hope you can all come. We have overflow park-

Continued on next page



Members' Quarterly Meeting and MEGA TAILGATE!

Mark March 1 on your calendar and plan on spending the morning with us at the club. It's time for the quarterly members meeting, and we have lots planned for the day.

We'll start the day at 9 a.m. with a MEGA TAILGATE. In addition to members' offerings, the club will have a huge crafts and jewelry destash event, including some surplus materials from recent estate intakes. There are beads, tools, supplies for various crafts, and much more. We'll also have some equipment for sale. The tailgate will continue until 2 p.m. and will be open to the general public.

At 11:30 a.m., board member Carlo Lucin will present **Tips and Tricks on Tumbling Stones**, followed by our first members meeting of the year at noon.

We will have some amazing offerings. We hope to see you on March 1!

WHEN: Saturday,
March 1

**TAILGATE/CRAFT
SUPPLY SALE:** 9
a.m.-1 p.m. (set up
starts at 8:30 a.m.)

PRESENTATION:
11:30 a.m.-noon.
Carlo Lucin's presentation on rock tumbling methods and tips

**GENERAL
MEETING:** Noon



New members!

Lori Michaels
Jessica Popovich
William Ellsworth
Vira De
Alpha Ashby
Ann Marie McCann
Randen Troche
Cheyenne Troche
Alyson Sato

REMINDER

Please make sure the club's emails — tampamineral@gmail.com and geodeeditor@gmail.com — are in your contact list to receive our newsletters and announcements. Newsletters are also online on our [website](#).



The area where the wall stood was soft and unstable, so we had the area packed down with gravel. This will allow cars to drive to the back area for additional parking.

Continued from previous page

ing across the street thanks to Southern Mechanical. They kindly gave us permission to park there. We'll also have a presentation by Carlo Lucin on tumbling techniques, then our quarterly general meeting.

We are working toward equipping and testing existing devices in preparation for a new casting program. Mark Lauer, a retired jeweler and one of our members, has kindly agreed to help get it up and running. He will then be holding classes on Lost Wax Casting soon. I can't wait.

We have also been working on several short "make-and-take" classes to allow students to learn a technique and construct a finished project during the class.

Our upcoming Spring Show — on April 5-6 — is in need of volunteers. We will also need volunteers to staff the Gemorama show in May in Plant City. Please let us know if you can help. We will be posting volunteer signups soon.

There are a lot of other improvements and changes in the works to make our club better, but I will let the department heads tell you about them.



Deadwood from the storms and heavy branches above the building were removed or lifted.

What have you been creating?

You've been learning new skills and working hard on your projects. Let's celebrate your successes in the Members' Showcase! Send us a photo of your finished work, along with your name and some details about your piece to geodeeditor@gmail.com with subject line of "Showcase."

MEMBERS' SHOWCASE



Synthetic amethyst faceted by Peter Favaro. Silver setting fabricated by Lyra Solocheck



Michigan Lightning Stone (septarian) cabochons and silver cuff by Kathy Reid



Mohave turquoise set in silver by Jojo Torres



Royston turquoise set in silver by Jojo Torres



Bead necklace in progress by Christy Gorrow



Intaglio on blue topaz by Mark Lauer



Wire-wrapped lace agate by Cindy Britten

GUEST INSTRUCTOR CHUCK BRUCE

Feb. 20-21

Top Inlay ½-inch Cuff



Students will construct a top inlaid ½-inch cuff (3 styles) using sterling silver sheet, square wire with hard solder and Prip's flux, then add additional side design detail, form and top inlay stone. Students can bring basic silver tools (favorite jeweler's saw, forging hammer, rawhide, etc.), pocketknife or scribe, though all tools needed will be available to use. Students need to bring a slab or four pieces of tumbled rock to inlay. Bring something that calls you or is exceptional, it makes the cuff. Pattern stones do very well with plain colored stone. There will be rock available, but most people usually have something that is special already. Lunch will be provided by the club.

**Click here
to sign up**



DATES: 9 a.m. - 5 p.m. Feb. 20-21 (Thursday and Friday)

Cost: \$400 (\$450 for non-members), \$96 deposit required to reserve a seat. (Deposit nonrefundable after Jan. 20)

Lab Fee: Included in cost of the workshop: All Sterling Silver for project (20-gauge sterling silver sheet, 10-gauge square sterling silver wire), all banding silver, titanium solder pick to use, scribe, Prip's flux, silver hard and medium wire solder, saw blades, glues for inlay, stabilizer glues, 3M and black Cratex wheels on Dremel points, green scrubby, pencil and disposable goods. Does include some banding stones and wood.

Prerequisites: Previous silver or soldering experience and lapidary (cabbage)



Chuck Bruce

With a background in interior design and fashion merchandising, Chuck turned his passion to jewelry. He is faculty at various schools across the country, including William Holland Lapidary School in Georgia. He has been a regional artist for 16 years and is knowledgeable in cabochons, advanced chain making, chasing and repousse, cold connections, design, fold forming, gold, granulation, lost wax casting, mokume-gane, opals, inlay, intarsia, silver I & II, spool knitting and steel tools. An active member of Indiana Artisan. www.chuckbrucedesigns.com

Continued on next page

Continued from previous page

GUEST INSTRUCTOR CHUCK BRUCE

Feb. 22-23

Inlay Pendant (Regular or Side Inlay)



Pendant 1



Pendant 2



**Pendant 3
with side inlay**



**Pendant 4
with side inlay**

Students will construct an Inlay Pendant — two of pendant No. 1 and/or No. 2, or one of pendant No. 3 or No. 4 — using sterling silver sheet, square or triangle wire with hard solder and Prippls flux. For pendant 3 or 4, add side inlay design detail and top inlay stone. Students can bring basic silver tools (favorite jewelers saw, forging hammer, rawhide, etc.), pocket knife or scribe, though all tools needed will be available to use. Students need to bring a slab or four pieces of tumbled rock to inlay. Bring something that calls you or is exceptional, it makes the pendant. Pattern stones do very well with plain colored stone. There will be rock available, but most people usually have something that is special already. Lunch will be provided by the club.

**Click here
to sign up**



Dates: 9 a.m. - 5 p.m. February 22 and 23 (Saturday and Sunday)


Cost: \$400 (\$450 for non-members), \$96 deposit required to reserve a seat.
(Deposit nonrefundable after Jan. 22)

Lab Fee: Included in cost of the workshop — All Sterling Silver for Project (20 gauge sterling silver sheet, 4 gauge triangle wire or 10 gauge square sterling silver wire, double half round back bail, pendant 3 or 4 have another back plate & lift), all banding silver, titanium solder pick to use, scribe, Prippls flux, silver hard and medium wire solder, saw blades, glues for inlay, color inks for two-part epoxy, stabilizer glues, 3M and black Cratex wheels on Dremel points, green scrubby, pencil and disposable goods. Does include some banding stones and wood.

Prerequisites: Previous silver or soldering experience (very helpful) and Lapidary (cabbing)

Learning the ways of cobblestone inlay

Students spent a weekend in January learning how to create cobblestone inlay pendants with guest instructor Caitlin Albritton. First, they created the framework of the pendant in silver in their own design. Each stone then was cut to fit each compartment and domed separately for a unique texture.



Pendants in various stages of completion.

LAPIDARY

Time for some saw maintenance

Classes are rolling along and open shop is still available for those who want to do work on your cabochons. Hours are 4-8 p.m. Tuesdays and 9 a.m.-1 p.m. Saturdays. Shop fee is \$6 per hour.

Saw repair and maintenance are in the works, so please be patient if you have rocks being cut. We must do this to ensure that the saws don't break down completely, forcing everyone to wait even longer.

We are also working on a redesign of the lapidary shop and, hopefully we can start the update mid-year. We are looking to make it easier to control the water pressure and also create some more space inside of the shop.

We also installed a new drill press to drill a hole in the stone. We do have a few core drill bits but we only have 2.5mm, so if you want bigger holes you will need to bring your own bits. I recommend hollow-core diamond bits for best results.

We look forward to seeing you.

—Peter Favaro, Lapidary Foreman, hawk_doc@hotmail.com



Beginning Cabochon class



- 9 a.m.-5:30 p.m. Feb. 15-16
- 9 a.m.-5:30 p.m. March 8-9
- EVENING: 6-9 p.m. April 8, 10, 15, 17, 22
- 9 a.m.-5:30 p.m. May 10-11
- EVENING: 6-9 p.m. July 8, 10, 15, 17, 22

This is either a two-day workshop or 5-night series covering the basics of turning slabs of rocks into polished pieces. The cost of the class is \$230, which includes materials, instructor fees and shop time. A deposit of \$130 is required to save a spot, and the balance of \$100 should be paid to the instructor the day of the class. You must wear closed-toed shoes. No loose clothing and long hair must be tied back. Bring a waterproof apron, an Optivisor, a large towel and lunch.

**Click here
to sign up**



Lapidary Open Shop Reservations

Members who completed the Beginning Cabochon class may use equipment in the Lapidary Shop during Open Shop. You must present your shop pass to the monitor when you sign in. If you do not have a card, ask the monitor or shop foreman for one. If you have previous cabbing experience, but did not take the Beginning Cabochon class, talk to the shop foreman for a Skills Check to get your shop pass. You must be a current member to use club facilities. Cost is \$6 per hour. **PayPal, credit card or exact change only.**

**Click here
to sign up**



METAL SHOP

Silversmithing 1.1: Introduction to Silversmithing



- 9 a.m. to 2 p.m. Feb. 8
- 9 a.m. to 2 p.m. April 12

**Click here
to sign up**



The first class of the Fundamentals of Silversmithing Course is a five-hour class where the student will create a textured sterling silver ring band. The basics of metalsmithing will be covered, including shop etiquette and safety, how to use jewelry tools, soldering, finishing. Cost: \$78* Materials and the use of tools are included in the cost. (*Materials cost is subject to change based on market prices.) Deposit of \$33 on Signup Genius required to reserve a seat. Pay the balance of \$45 to the instructor. Students must bring own Optivisor. Closed-toed shoes required. No loose clothing; long hair must be tied back. Contact instructor Lisa Miller at meggymoo65@gmail.com or 772-631-1405 for more information about the Fundamentals of Silversmithing Course.

Silversmithing 1.2 class: Split-shank ring with a stone



- 9 a.m.-1 p.m. Feb. 15 and March 1

In the second class of the Fundamentals of Silversmithing Course, the student will make a split-shank ring with a stone in it. This class consists of two four-hour classes.

**Click here
to sign up**



Cost: \$141* Materials and the use of tools are included in the cost. (*Materials cost is subject to change based on market prices.) Deposit of \$52 on Signup Genius required to save a seat.

Prerequisite: Must have completed Silver 1.1.

Students must bring own Optivisor. Closed-toe shoes required. No loose clothing; long hair must be tied back. Contact instructor Lisa Miller at meggymoo65@gmail.com or 772-631-1405 for more information about the Fundamentals of Silversmithing Course.

Silversmithing 1.3 class: Pendant



In the third and final class of the Fundamentals of Silversmithing Course, the student will create a sterling silver pendant featuring a round or oval cabochon. This class consists of two four-hour classes.

- 9 a.m.-1 p.m. March 15 and 29

**Click here
to sign up**



Cost: \$144* Materials and the use of tools are included in the cost. (*Materials cost is subject to change based on market prices.) Deposit of \$52 on Signup Genius required to save a seat.

Prerequisite: Must have completed Silver 1.1 and 1.2.

Students must bring own Optivisor. Closed-toed shoes required.

Contact instructor Lisa Miller at meggymoo65@gmail.com or 772-631-1405 for more information about the Fundamentals of Silversmithing Course.

WIRE CRAFTS



February 18 Wire Wrapping I

\$70

Your class includes:

- A 3-hour class – (taking home at least 2 completed projects)
- Instructor, shop and material fees
- Two packages of different shaped wire
- Leather necklace for each stone
- A selection of cabochons for your projects



[Click here to sign up](#)

DATES:

Noon-3 p.m. Tuesday, February 18

Skills learned in this class will be:

- How to manipulate & shape wire
- How to make a simple bail
- How to read the curves of your stone to complement the wire wrap



March 6 Wire Wrapping II

\$75

Your class includes:

- A 3-hour class – (taking home at least 2 completed projects)
- Instructor, shop and material fees
- Three packages of different shaped wire
- Make a wire necklace for each stone
- A selection of cabochons for your projects



[Click here to sign up](#)

DATES:

Noon-3 p.m. Thursday, March 6

Skills learned in this class will be:

- How to manipulate & shape wire
- How to make a designed bail
- How to wrap and compliment the finish design of the stone



February 25 and March 8 Chain making

\$65

DATE: Noon-3 p.m. Tuesday, Feb. 25 and Saturday, March 8

The new project will be introduced to our Wire Wrapping classes. This class will focus on chain making. Two variations will be taught with the same method in our first class. Once you have mastered this method, you could vary the size of wire and length of chain (as pictured). All materials will be included in class fee. Tools are available on loan if needed. You should bring your own magnifiers. Go to SignUp Genius on our website, sign up to reserve a seat, place a deposit for the shop fees and balance paid to instructor by cash or check on class day.



[Click here to sign up](#)

You must be a member to take these classes. Or purchase a single-day pass for \$20.

INTARSIA



What is intarsia?

We're now scheduling intarsia classes for March.

What is intarsia? In this lapidary art form, you cut thin slices of material and glue them together to create a mosaic-like cabochon. You work from the inside and build outward. Materials used can be gemstone, glass, and man-made composites.

In this class, students will create intricate designs that resemble little framed pictures. Due to the availability of one intarsia machine, only one student can attend at a time. All classes are by appointment only.

Participants must have completed the Beginning Cabochon class, or have equivalent experience (skill check required for a shop pass).

These are one-on-one classes. Please contact Christy Gorrow at cgorrow@juno.com to coordinate schedules.



FACETING

Practice makes perfect

You've completed our Faceting course cutting three types of designs. Now what? The more you cut, the better you'll become.

Instructor Jim Kammel has scheduled classes for February and March. During these classes, we will have at least one machine for open shop for faceters. If you would like to continue your faceting journey, sign up for open shop. We will have standard cutting and polishing laps available for you to use. Shop fee is \$6 per hour. If you prefer a different type of lap, please bring your own.

Need some new stones to cut? Check with me when you come to the clubhouse, and I will show you what we have for sale.

Looking for a new design to cut? Here are some websites:

- www.gemologyproject.com
- web.archive.org/web/20120501163108/
- <https://facetdiagrams.org/database/>

If you want to take faceting to a new level, consider joining the [U.S. Faceters Guild](http://www.usfacetersguild.com). Its website has a nice library of diagrams available to members. Ask me for more information.

—Lyra Solochech, lyrasolochech@gmail.com

Beginning Faceting classes

- **February 22-23, 2025**
- **March 29-30, 2025**

This is a two-day class on cutting faceted gemstones (transparent stones similar in appearance to diamonds). You will learn how to choose cutting material, dop the stone, cut and polish facets, transfer a stone, and proper operation and care of a faceting machine. Each student will complete one stone.

Cost is \$230 total, which includes materials, instructor fee, club shop time and use of machines. A deposit of \$130 is required to reserve a seat. The balance of \$100 should be paid directly to the instructor on the first day of class.

Each student should have his/her own Optivisor to closely examine the stone during the cutting process. These are available on Amazon or Harbor Freight. You must wear closed-toed shoes. No loose clothing and long hair must be tied back.



**Click here
to sign up**



METAL CLAY

Camp Metal Clay certification course begins

Instructor Barbara Rivolta is providing a challenging class in metal clay in the Camp Metal Clay Certification Course. At the end of this four-day course, students will earn a Certificate of Completion from Sawtooth School for Visual Art and an 8% discount on clays at Clay Revolution and participating suppliers. Students learn the fundamental techniques including rolling, texturing, cutting, carving, sculpting, molding, refining, firing, polishing and finishing with patina.



Metal clay pieces before firing, right, and after firing, left. Notice the reduction in size after firing.



TABLE CRAFTS

February, March schedules posted

Table crafts will meet on Feb. 12 and 19, but not on Feb. 26 (Christy's on a Cruise! 🌞)

In March we will meet every Wednesday at the regular time — 10 a.m. to 1 p.m. Anybody interested in Beading, Kumihimo, Viking Knit, and Chaining is welcome. The cost is for open shop time is \$3.50 an hour or 3 hours for \$10.

If you'd like to join us please contact Christy Gorrow at cgorrow@juno.com



Christy's favorite bead sources

Local stores

Both have very helpful staff. Check days and hours open.

Jennifer Wiles Studio

www.jenniferwilesstudio.com

4041 Cortez Rd West, Bradenton (diagonally across the intersection is a Hobby Lobby).

She offers seed beads, Delicas (possibly the entire Miyuki color collection), kumihimo supplies, jewelry findings, and kits.

Bead Abode

www.beadabode.com

4053 Cattlemen Rd., Sarasota, 34233-5002

(941) 993-1938

(I-75 and Bee Ridge Rd)

Large store, lots of goodies. Website lists beads, stringing materials, findings, tools, clasps and closures. Just about everything you could want.

Online

Discount Delicas

www.discountdelicas.com

Mail-order only. They carry Delicas and seed beads in a variety of sizes, along with thread and needles. In delicas, they carry almost every color in 11s, plus some 8s, 10s and 15s.

They ship in 5-gram packages only.

Javelle Beads

www.javellebeads.com

Mail-order only. They carry Delicas, Bugle beads, Seed beads, Cube beads, Spacer beads, Tila beads, Multi mixes, and Triangle beads, Patterns & Kits, Beading Essentials, and Carrier Beads. I like this site a lot. They have a Miyuki Monday discount and you can buy in 1-gram, 2.5-gram, 5-gram, and 10-gram packages. Plus they tell you approximately how many beads are in those packages, as well as how many delicas are in a linear inch and a square inch to help you calculate your needs. Recommend Javelle if you're making something with a lot of colors and only need small quantities.

Jill Wiseman Designs

www.jillwisemandesigns.com

She carries just about everything, bead on it boards, buttons, components, cabochons, crystals, delicas, findings, fire polished beads, kits, kumihimo supplies, metal beads, patterns (many are free), pearls, seed beads, bugles, and triangles, shaped beads, stringing materials & threads, and wire. Only drawback is she packages Delicas in 10-gram tubes. This is great if you're making a large project or multiples.



INSTRUCTOR LIST

Linda Collins

LCollins1953@gmail.com
Cold Connections, Wire Wrapping, Lapidary, Silver, Metal Shop foreman

Tom Dershem

rocky1375@verizon.net
Faceting

Peter Favaro

hawk_doc@hotmail.com
Lapidary, Lapidary Shop Foreman

Christy Gorrow

cgorrow@juno.com
Beading, Kumihimo, Viking Knit, Chaining and Intarsia

Jim Kammel

jmkkammel@gmail.com
Faceting

Lisa Miller

meggymoo65@gmail.com
Silver

Barbara Rivolta

barbara.rivolta@gmail.com
Metal Clay, Fused Glass, Enameling

Lyra Solochek

lyrasolochek@gmail.com
Lapidary, Metal Clay and Faceting foreman

METAL SHOP

Creating rings in Silver 1.2



Metal Open Shop Reservations

Members who completed the Beginning Silver course may use the Metal Shop during Open Shop hours. You must present your shop pass to the monitor when you sign in. If you do not have a card, ask the monitor or shop foreman for one. If you have previous smithing experience, but did not take the Beginning class, talk to the shop foreman for a Skills Check to get your shop pass. You must be a current member. Cost is \$6 per hour. **PayPal, credit card or exact change only.**

**Click here
to sign up**



CALENDAR

GENERAL CLUB HOURS

Tuesday: 4-8 p.m.

Thursday: By appointment

Saturday: 9 a.m.-1 p.m.



[vecteezy.com](https://www.vecteezy.com)

CLASSES, OPEN SHOP AND EVENTS

Saturday, January 11, 2025

Saturday, Feb. 8, 2025

9am - 1pm Lapidary Open Shop

9am - 2pm SILVER 1.1

11am - 4pm Canceled: METAL CLAY HEART PENDANT

Tuesday, Feb. 11, 2025

4pm - 8pm Lapidary Open Shop

4pm - 8pm Metal Open Shop

Saturday, Feb. 15, 2025

9am - 5:30pm BEGINNING CABOCHON, Day 1

9am - 1pm SILVER 1.2, Day 1

10am - 4pm CAMP METAL CLAY 101 CERTIFICATION COURSE, Day 3

Sunday, Feb. 16, 2025

9am - 5:30pm

BEGINNING CABOCHON, Day 2
10am - 4pm CAMP METAL CLAY 101 CERTIFICATION COURSE, Day 4

Tuesday, Feb. 18, 2025

12pm - 3pm WIRE WRAPPING I

4pm - 8pm Lapidary Open Shop

4pm - 8pm Metal Open Shop

Thursday, Feb. 20, 2025

9am - 5pm CHUCK BRUCE: INLAY CUFF, Day 1

Friday, Feb. 21, 2025

9am - 5pm CHUCK BRUCE: INLAY CUFF, Day 2

Saturday, Feb. 22, 2025

9am - 5pm CHUCK BRUCE: INLAY PENDANT, Day 1

9am - 3pm FACETING, DAY 1

Sunday, Feb. 23, 2025

9am - 5pm CHUCK BRUCE: INLAY PENDANT, Day 2

9am - 3pm FACETING, Day 2

Tuesday, Feb. 25, 2025

12pm - 3pm CHAIN MAKING

4pm - 8pm Lapidary Open Shop

4pm - 8pm Metal Open Shop

Saturday, March 1, 2025

9am - 10am SILVER 1.2, Day 2

9am - 1pm TAILGATE/CRAFTING SALE

11:30am - 12:30pm PRESENTATION: tumbling

12pm - 12:30pm MEMBERS MEETING

Monday, March 3, 2025

6:30pm - 8:30pm TBMSC Board Meeting

Tuesday, March 4, 2025

4pm - 8pm Lapidary Open Shop

4pm - 8pm Metal Open Shop

Thursday, March 6, 2025

12pm - 3pm WIRE WRAPPING II

Saturday, March 8, 2025

9am - 5:30pm BEGINNING

CABOCHON, Day 1

9am - 1pm Lapidary Open Shop

9am - 1pm Metal Open Shop

12pm - 3pm CHAIN MAKING

Sunday, March 9, 2025

9am - 5:30pm BEGINNING

CABOCHON, Day 2

Tuesday, March 11, 2025

4pm - 8pm Lapidary Open Shop

4pm - 8pm Metal Open Shop

Saturday, March 15, 2025

9am - 1pm Lapidary Open Shop

9am - 1pm SILVER 1.3, Day 1

Tuesday, March 18, 2025

4pm - 8pm Lapidary Open Shop

4pm - 8pm Metal Open Shop

Saturday, March 22, 2025

9am - 1pm Lapidary Open Shop

9am - 1pm Metal Open Shop

Tuesday, March 25, 2025

4pm - 8pm Lapidary Open Shop

4pm - 8pm Metal Open Shop

Saturday, March 29, 2025

9am - 3pm FACETING, DAY 1

9am - 1pm Lapidary Open Shop

9am - 1pm SILVER 1.3, Day 2

Sunday, March 30, 2025

9am - 3pm FACETING, Day 2

Tuesday, April 1, 2025

4pm - 8pm Lapidary Open Shop

4pm - 8pm Metal Open Shop

Thursday, April 3, 2025 - Sunday, Apr 6, 2025

Club closed for Spring Show

Saturday, April 5-6, 2025

All day SPRING SHOW

Tuesday, April 8, 2025

4pm - 8pm Lapidary Open Shop

4pm - 8pm Metal Open Shop

6pm - 9pm BEGINNING LAPIDARY WEEKDAY SERIES, 1

Thursday, April 10, 2025

6pm - 9pm BEGINNING LAPIDARY WEEKDAY SERIES, 2

Saturday, April 12, 2025

9am - 5:30pm BEGINNING

CABOCHON, Day 1

9am - 2pm SILVER 1.1

Sunday, April 13, 2025

9am - 5:30pm BEGINNING CABOCHON, Day 2

Monday, April 14, 2025

6:30pm - 8:30pm TBMSC Board Meeting

TBMSC Board Meeting Minutes

February 3, 2025

Board Members Present: Ellen Sisco, Miles Bhavé, Lyra Solocheck, Christy Gorrow, Greig Lundergan, Linda Collins, Cindy Britten, Patti Kepple, Brenda Gregory
Members via phone: Kathy Reid
Call to order: Ellen Sisco at 6:31 p.m.

Motion to approve minutes from January made by Greig Lundergan. Seconded by Linda Collins. Approved by all.

Administration:

- Board given physical copies of bylaws.
- Discussed: Building keys and alarm codes.

Treasurer's report given by Linda Collins.

Discussed:

- Last month's expenses/income
- Cindy Britten volunteered to help with treasurer duties in Linda Collins absence.
- Motion to approve treasurer's report made by Lyra Solocheck. Seconded by Greig Lundergan. Approved by all.

Show Update

- Show/dealer co-chairperson – backup person for Dealer Chair Greig Lundergan
- Miles offered to help with advertising.
- Brenda will help with vendor contracts.
- Change price for admission and parking was discussed
- Advertisement for Spring show set at \$1,500. Linda Collins motioned to approve show budget; seconded by Lyra Solocheck. Approved by all.
- 50 verified vendors
- Update display cases before next show – paint them
- Vendor payment method: checks vs electronic or credit card discussed.
- Locations/platforms to advertise the shows/events discussed. Greig and Brenda will investigate.
- Student/school participation (activities). How to engage students at show. Cindy and Brenda will investigate options.

Gem-o-rama Show Plant City

- May 23-25 with setup on May 22, 10 a.m. to 6 p.m.
- Update club brochures/flyers/ business cards/stickers, for availability on club table.
- Display various items on tables

Departments

- Inventory status (tools especially) for each department goes to Lyra Solocheck.
- A written budget and a spending tracking sheet is needed for each department.
- All records to be kept in the cloud for security reasons.

Committees

- New committees will be established gradually.

Continued on next page

Continued from previous page

Building and grounds

- Fire extinguisher needs and placements discussed.
- Lawn maintenance company/person – estimate at next meeting.
- Need someone to change air filters on a set schedule. Carlo Lucin nominated (in absentia).
- New non-slip floor mats for lapidary room. Estimate from Cintas at next meeting.
- Miles Bhave donating yellow marking paint for parking area.
- Concrete estimates ready at next meeting.

Classes

- Casting: Discussed budget and class structure for class. Proposed startup budget of \$2,500
- o Linda Collins motioned to approve new casting budget, seconded by Lyra Solochek; all approved.
- Advertising budget for master or special-guest classes discussed
- Greig Lundergan motioned to approve class advertising budget of \$30 per class. Brenda Gregory seconded. Approved by all.
- Each department foreman should send report of happenings, upcoming events. products of classes for Geode

Department Updates

- Lapidary report by Ellen Sisco – Inventory is complete for Lapidary. Shop cleaned up and straightened. Machines are being serviced.
- Intarsia reports by Christy Gorrow – needs a trim saw with a fence for straight-line cutting.
- Faceting report by Lyra - Tom Dershem might come back to teach some classes; open shop will be held – save one machine during a faceting class for open shop use.
- Metal shop report by Linda Collins – classes going smoothly. Monthly rotation of levels. Limiting participants to 3-4 per class.
- Metal Clay report by Lyra Solochek – Estate contributions sorted. Inventory is complete for Metal Clay. Certification Class is going well. No takers on heart class after rescheduling.
- Table Crafts report by Christy Garrow – Open shop continues on Wednesdays. No takers on Viking Knit classes offered. Wire classes have steady participation.
- Casting – still in development stages

Tailgate: 9am-2pm. March 1

- Advertise to public (de-stash sale) on Marketplace and social media sites
- Volunteers needed to gather, bag and price items. Feb. 8 during club hours and possibly Feb. 9 (building open at 10 a.m.) and possibly Wednesday, February 19.

Next meetings:

- Quarterly members meeting/tailgate/presentation March 1
- Board meeting 6:30 p.m. March 3

Motion to adjourn proposed by Lyra Solochek, seconded by Cindy Britten, approved by all. 8:32 PM

2025 January Treasurer's Report

	CHECKING	SAVINGS
Beginning Balance:	\$ 39,264.71	\$ 47,119.07
Ending Balance:	\$ 43,797.55	\$ 47,120.27
Income/Expenses:	<u><u>\$ (4,532.84)</u></u>	<u><u>\$ 1.20</u></u> Interest Income

Income: Paypal, Sign-up Genius, Weekly Club Income, Mmbrshp Renewal

Sign-up Genius	\$ 1,078.35
Paypal Transfer	\$ 11,553.44
Deposits - Show	\$ 3,450.00
Lightening Lap (Rebate) Faceting Purchase	\$ 5.00
	<u><u>\$ 16,086.79</u></u>

January Expenses

Clubhouse Expenses

T-Mobile Co. Phone	\$ 181.93
Teco (December)	\$ 79.50
Company Utilities	\$ 26.78
Lyra Solocheck - Geode (Jan/Feb)	\$ 300.00
Bank Reversal Inquiries	\$ 166.10
Bank Reversal Inquiries	\$ 22.40
Manatee Insurance Company	\$ 1,742.40
Wal-Mart Super Ctr - Jelry Bags/Ppr Twls	\$ 59.13
LumberJake's (Tree Trimming)	\$ 2,500.00
HP Insta Ink	\$ 12.77
Amazon-Spool Rocks for Key Org	\$ 40.26
Southeast Abatement Services	-
	<u><u>\$ 5,131.27</u></u>

Lapidary Expenses

Jedwards - Saw Oil	\$ 262.47
Amazon - Carving Pencils	\$ 54.20
Peter Favaro - Lapidary Supplies	\$ 18.05
	<u><u>\$ 334.72</u></u>

Casting Expenses (start up expenses)

Cyberweld	\$ 285.05
	<u><u>\$ 285.05</u></u>

Spring Show Expenses

FL Fairgrounds 1st Payment - Spring Show	\$ 5,674.00
	<u><u>\$ 5,674.00</u></u>

Silver Shop Expenses

Amazon - Silver Solder	\$ 68.11
	<u><u>\$ 68.11</u></u>

Faceting Expenses

Lightening Lap	\$ 60.80
	<u><u>\$ 60.80</u></u>

ELECTED OFFICERS AND BOARD MEMBERS OF THE TBMSC

*Term expires in 2025

**Term expires in 2026

Officers

Ellen Sisco, President**

Lyra Solochek, Vice President**

Linda Collins, Treasurer*

Cindy Britten, Secretary*

Board Members

Christy Gorrow*

Greig Lundergan**

Brenda Gregory*

Carlo Lucin**

Kathy Reid*

Patti Kepple**

Milind Bhavé**

TBMSC COMMITTEES

The Coral Geode newsletter: Lyra Solochek, editor/designer

Show: Greig Lundergan, dealer chair; Brenda Gregory

Membership: Christy Gorrow, director

Social media and advertising: Lyra Solochek, Miles Bhavé

Webmaster: Lyra Solochek

Field trip: Carlo Lucin, chair

Program coordinator: Lyra Solochek

Education/outreach: Open

Building/grounds: Open

Election Nomination: TBA in August

Upcoming club shows in Florida

Feb. 22 — WINTER HAVEN: Annual show; Bone Valley Gem, Mineral & Fossil Soc.; Nora Mayo Hall, 500 3rd St NW; Sat. 9-4:30; Adults \$4, Teachers & Kids under 18: Free; Lots of vendors. Kids Treasure Dig, Spin & Win Mineral Wheel, Hourly Silent Auctions, Chance Auction and more; contact Jim Reed, (863) 255-0651; Email: bonevalley.info@gmail.com; Website: www.bonevalley.net

Feb. 23—THE VILLAGES: Annual show; The Villages Gem & Mineral Society; Seabreeze Recreation Center, 2384 Buena Vista Blvd; Sun. 10-4; Free; There will be more than 120 tables/spaces loaded with all things stone. If you are looking for unique handcrafted items, this is the place to be! Artisans from The Villages Gem & Mineral Society and throughout Florida will be showcasing their talents for you to purchase. Raffles & door prizes too; contact Pam Kurtz, (937) 321-78; Email: pam@cpcservices.biz

March 7-9—LARGO: Annual show; Suncoast Gem & Mineral Society; Largo Event Center, 6340 126th Ave North; Fri. 10-6, Sat. 10-6, Sun. 10-5; Adults \$6 Good for all 3 days, Children Under 6 Free, Student With ID \$4; A variety of local and out-of-state vendors, club-sponsored silent auction and display cases and raffles; contact Brenda Smith, (303) 921-5770; Email: Showchair2024@gmail.com; Website: sgams.com

April 5-6—TAMPA: Annual show; Tampa Bay Mineral & Science Club; FL State Fairgrounds Inside the Special Events Center, 4800 N US Hwy 301; Sat. 10-6, Sun. 10-5; Adults \$12, Seniors and Military \$10, Kids under 12 free, Parking free; Over 50 vendors offering an assortment of unique slabs & cabs, beads, gems, jewelry, & more. If you collect, create, or just enjoy working with nature's materials, this is the show for you. We have a kids' section with a sluice, a touch table

& rock identification. Learn how to make jewelry too; contact Greig Lundergan, (813) 684-20; Email: tbmscshow@gmail.com; Website: <https://tampabayrockclub.org/>

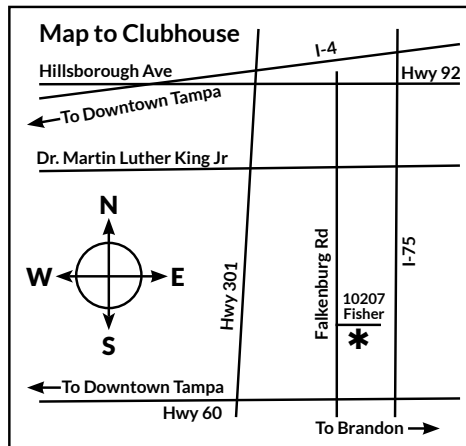
April 26-27—ORLANDO: Show and sale; Central Florida Mineral & Gem Society, Inc; Florida Armory National Guard, 2809 S. Fern Creek Ave; Sat. 9-5, Sun. 9-4; Adults \$6, Kids \$3, Scouts in uniform Free; Vendors offering rocks, minerals, gemstones, fossils, beads, jewelry, artifacts, metaphysical stones, handcrafted cabochons, etc. Silent auction, door prizes, demonstrations and family activities; contact Salvatore Sansone, (321) 278-9294; Email: ssfossilhunter@aol.com; Website: www.cfmgs.org

Tampa Bay Mineral and Science Club, Inc.

Membership Application

*Mandatory fields

Adult 1 Name*		Email*		Birth month	
Adult 2 Name*		Email*		Birth month	
Child (under 18)				Birth month	
Child (under 18)				Birth month	
Child (under 18)				Birth month	
Address					
City		State	ZIP	Phone*	
Preferred form of contact*				Are you willing to receive your monthly newsletter by Email?	
<input type="checkbox"/> Email <input type="checkbox"/> Text <input type="checkbox"/> Phone				<input type="checkbox"/> Yes <input type="checkbox"/> No	
I hereby apply for membership for myself and others listed above, and agree not to hold any claims against the club.*				Referred by:	
Signature			Date		



Annual dues (January 1-December 31): \$50 individual, \$25 for each additional adult in the household, and \$5 for each child under 18.
Multi-year membership: \$180 individual for 4 years, \$90 per additional adult in household for 4 years
Lifetime membership: \$600 individual, \$300 per additional adult in household.

Make checks payable to "TBMSC" and mail with this application to 10207 Fisher Avenue, Tampa, FL 33619, or drop it off at the club house when you visit.

Clubhouse: 10207 Fisher Avenue, Tampa, FL 33619

Phone: (813) 684-2039

Website: www.tampabayrockclub.org

Regular membership meetings: 1st Saturday of Mar., June, Sept. and Dec.

Board meetings: 1st Monday of each month, 6:30 p.m.

Monthly Newsletter: The Coral Geode

The Tampa Bay Mineral and Science Club is a non-profit organization for the charitable and educational purposes of associating persons who are interested in natural science to work together as an organization in the gathering, displaying, and studying of rocks, shells, jewelry arts, and any kind of scientific objects of interest to the individual and the organization and to promote community interest in these subjects.

For Club Use

Cash or Check #	Amount	Receipt Done	Cards Done	Added to Mbr List	

Revised 1/2025